

FORD  
FOUNDATION





**THE FORD FOUNDATION TO ADVANCE HUMAN WELFARE**



# THE FORD FOUNDATION ANNUAL REPORT

OCTOBER 1, 1956 TO SEPTEMBER 30, 1957

FOUNDED IN 1936 BY HENRY FORD AND EDSSEL FORD



# THE FORD FOUNDATION

477 Madison Avenue, New York 22, New York      3331 Greenfield Road, Dearborn, Michigan

## TRUSTEES

**H. ROWAN GAITHER, JR.**

*Chairman of the Trustees, The Ford Foundation, New York, New York*

**FRANK W. ABRAMS**

*30 Rockefeller Plaza, New York, New York*

**ROBERT B. ANDERSON**

*President, Ventures, Ltd., New York, New York (Resigned June 6, 1957)*

**JAMES B. BLACK**

*Chairman of the Board, Pacific Gas and Electric Company, San Francisco, California*

**JAMES F. BROWNLEE**

*Partner, J. H. Whitney and Company, New York, New York*

**JOHN COWLES**

*President, Minneapolis Star and Tribune Company, Minneapolis, Minnesota*

**DONALD K. DAVID**

*Vice Chairman of the Trustees and Chairman, Executive Committee,  
The Ford Foundation, New York, New York*

**MARK F. ETHRIDGE**

*Publisher, The Courier-Journal, Louisville, Kentucky*

**BENSON FORD**

*Vice President, Ford Motor Company, Dearborn, Michigan*

**HENRY FORD II**

*President, Ford Motor Company, Dearborn, Michigan*

**LAURENCE M. GOULD**

*President, Carleton College, Northfield, Minnesota*

**ROY E. LARSEN**

*President, Time, Inc., New York, New York (Effective September 27, 1957)*

**HENRY T. HEALD**

*President, The Ford Foundation, New York, New York*

**JOHN J. McCLOY**

*Chairman of the Board, Chase Manhattan Bank, New York, New York*

**JULIUS A. STRATTON**

*Chancellor, Massachusetts Institute of Technology, Cambridge, Massachusetts*

**CHARLES E. WYZANSKI, JR.**

*Judge, United States District Court, Boston, Massachusetts*

## OFFICERS

**HENRY T. HEALD**

*President*

**DYKE BROWN**

*Vice President—Public Affairs  
Urban and Regional Problems  
Hospital Aid  
Youth Development*

**THOMAS H. CARROLL**

*Vice President—Economic Development and  
Administration  
Problems of the Aging*

**CLARENCE FAUST**

*Vice President—Education in the United States*

**F. F. HILL**

*Vice President—Overseas Development*

**WILLIAM McPEAK**

*Vice President—Humanities and the Arts  
Science and Engineering  
Behavioral Sciences  
Mental Health*

**DON K. PRICE**

*Vice President—International Activities  
International Legal Studies  
European Program*

**JAMES W. ARMSEY**

*Assistant to the President*

**JOSEPH M. McDANIEL, JR.**

*Secretary*

**RICHARD W. LAMBOURNE**

*Treasurer*

**ERNEST J. PERRY**

*Comptroller*

## EXECUTIVE COMMITTEE

**DONALD K. DAVID, *Chairman***

**FRANK W. ABRAMS**

**JOHN COWLES**

**HENRY FORD II**

**H. ROWAN GAITHER, JR.**

**HENRY T. HEALD**

**JULIUS A. STRATTON**

**CHARLES E. WYZANSKI, JR.**

## FINANCE COMMITTEE

**JAMES F. BROWNLEE, *Chairman***

**JAMES B. BLACK**

**H. ROWAN GAITHER, JR.**

**HENRY T. HEALD**

**JOHN J. McCLOY**



# REVIEW OF THE YEAR

The Ford Foundation's general purpose is to advance human welfare. More specifically, it serves the public welfare by trying to identify problems of importance to the nation and the world and by supplying funds on a limited scale for efforts directed at their solution. Its activities are mostly in the United States and mostly related to education.

The Foundation is faced with many hard choices in selecting the uses to which its resources may best be put. But it does not devise answers or impose solutions. Its grants, in effect, do no more than underwrite the time and talent of individuals and institutions capable of organizing and pioneering the search for answers to the problems that confront society. It attempts to confine itself to actions and amounts designed to demonstrate the dimensions of these problems and, hopefully, to stimulate a public response.

No foundation or combination of foundations can solve the many complex problems that civilization poses, or meet the many plaguing needs that arise from the continuously evolving business of living and learning. The most a foundation can do is to make a start, or indicate a route, or call attention to an idea. If the direction is right and the method sound, if a solution seems possible, then the people themselves—individually or collectively through their voluntary agencies or governments—will finish the job.

What the foundation can do—what it is uniquely able to do in our society—can be summed up in four characteristics that are both advantages and responsibilities.

First, it can be discriminating. It can select a problem that seems important; it can single out an individual, an institution, or a program for support; it can choose on the basis of criteria involving no pressures but those of common sense; it can consider conflicting ideas without partisanship or passion.

Second, it can pioneer. It can do things when and where they need to be done and not be bound by popular vote; it can enter controversial areas and explore them; it can take a chance in fields where government, because of political considerations, or industry, because of economic considerations, or education, because of lack of funds, may be reluctant to venture.

Third, it can show by example. It can call attention to urgent problems or needs and, by so doing, encourage interest and effort by others, and

thus stimulate the development of ideas and people for the nation as a whole.

Fourth, it can be flexible. It can enter fields rapidly, and just as rapidly leave them, to prove or disprove new concepts and thus encourage others in provable or possible directions.

### **Higher Education and American Society**

In its effort to serve our democratic society and, by extension, to advance human welfare, the Ford Foundation has found America's institutions of higher learning to be its close and responsive associates. Whatever the problem with which it is concerned, Foundation action generally is directed at helping the resources of education to lead and sustain the attack. Ultimately, therefore, most Foundation grants are made to strengthen the nation's centers of teaching and research.

For a century or more, the educational institutions of the United States have provided not only the education needed by citizens in a democratic nation but have undertaken many other functions in the public service. In recent years, our institutions of higher education have assumed even greater responsibilities for many aspects of our national welfare and national security. From the colleges and universities of the country flow the ideas and the people that influence the direction of science, industry, politics, national defense, the arts and humanities, indeed every sphere of our national life.

If these wellsprings of knowledge and learning are neglected, the very core of American enterprise as we know it is threatened. To the extent that they are deprived of the resources necessary to develop fully their potential, to that extent the nation fails to attain its own highest level of progress.

The Ford Foundation has followed the example of American education itself—and of the nation as a whole—in conceiving of its interests and responsibilities in world-wide rather than merely domestic terms. Education, like the sciences and the arts, has never been confined within national boundaries. American educators have found opportunities for service abroad, and they have sought in their teaching and research to understand the world as it has been changed by the political upheavals and the scientific revolution of the mid-twentieth century.

But higher education is beset today by financial difficulties greater than those of any other period in American history. They are the result of a set of circumstances imposed upon higher education by the society it serves, and hence they become the responsibility of that society.

The larger number seeking education, the demand for more years of

education, the expanding fund of knowledge (especially in science and technology), and our nation's role as leader of the free world—these have brought new problems and new challenges that are awesome in scope but at the same time challenging in the magnificent opportunities they provide for service on a scale never before possible.

The Ford Foundation, within the limitations of its resources, has been trying to do something about these problems. The cornerstone of the Foundation's philosophy and program is the belief that through education society can realize its fullest potential for material abundance, intellectual enlightenment, and moral growth. Through education, man learns the secrets of nature so that it will serve him; he learns about the past so that he may be wisely guided in the present and the future; and he learns the moral values that he can apply in his relationships with his fellow-men.

### **Evolution of Program**

The Ford Foundation is essentially an educational foundation. At the heart of its program is an abiding interest in the educated individual. We are concerned with the excellence of the institutional structure, with helping to redress imbalances between areas of undue concentration and undue neglect, and with the search for new knowledge. But we are primarily interested in the product that only good education can provide: the thinking man.

Whether its members be educated or uneducated and ultimately wise or foolish, society must wrestle with the problems of human existence and apply whatever resources it can command to choosing a sane course in a precarious world. Education offers no guarantees, but our choices as a nation will be closer to reality if the quality of our thinking is more creative and the number of people capable of constructive thought is larger.

In these terms, education extends beyond the academic world and into the atmosphere of society, which is the composite of the beliefs and ambitions of its members. This is where foundations have an appropriate role to play, not in shaping those beliefs and ambitions but in encouraging competent, serious-minded people to understand, maintain, and realize them.

During the year, the evolution of the Foundation's program continued. The Foundation, which was created in 1936 by Henry and Edsel Ford, has been in existence for twenty-one years, but its current range of activity reflects the accelerated development and expansion of the last seven. In 1949, the Foundation made grants of approximately \$3.2 million; but in all other years prior to 1950 the totals were less, and in most years the

totals did not exceed \$1.5 million. Grants were made mainly in Detroit and the State of Michigan.

When it became apparent in 1948 that bequests from the estates of the founders would greatly increase the Foundation's assets—and thereby its scope and capacity as a philanthropy—considerable study was given to the areas of activity in which it might concentrate. By decision of the trustees, the Foundation in 1951 undertook a program of assistance in five fields. These were broadly defined as: the establishment of peace; the strengthening of democracy; the strengthening of the economy; education in a democratic society; and individual behavior and human relations.

As its programs developed in practice, the Foundation's concern for the establishment of peace took the form of aid both to American and foreign institutions.

The Overseas Development program incorporated educational, economic, and social assistance to various nations of South and Southeast Asia and the Near East.

A complementary purpose—that of increasing the number of Americans competent to understand foreign areas least known to the Western world and to deal with the general problems of international relations—was embodied in the International Training and Research program.

The International Affairs program was established to carry on the Foundation's program in Europe and to work with nonacademic institutions that seek to increase our understanding of international relations.

Finally, a program in International Legal Studies was undertaken.

All of these programs have helped to foster the exchange of ideas and of scholars between the United States and other countries.

The strengthening of democracy became a program of Public Affairs with primary emphasis on legal and governmental institutions and public leadership in the United States.

The strengthening of the economy has supported educational institutions concerned with Economic Development and Administration.

Education in a democratic society, the Foundation's major concern over the years, has concentrated on strengthening the formal system of education in the nation.

Individual behavior and human relations were translated into a program of research and training in the Behavioral Sciences.

In addition to activities encouraged or conducted by the Foundation itself, a number of independent organizations was established, which undertook, under their own trustees and officers, to work on problems related to the five basic fields. These were: the Fund for the Advancement



of Education, the Fund for Adult Education, the Fund for the Republic, Resources for the Future, Inc., the National Merit Scholarship Corporation, the Center for Advanced Study in the Behavioral Sciences, and the Council on Library Resources, Inc.

Two others were the East European Fund, which has completed its program and is preparing to liquidate, and Intercultural Publications, Inc., which no longer receives support from the Foundation but is carrying on its program independently.

### **Current Activities**

At first, most grants in each Foundation program were specific, pinpointed actions to assist a single institution or a single effort. In time, however, it became apparent that effective attacks on various problems in the various areas required several approaches and grants over extended periods of time. These grant clusters eventually acquired a size and emphasis that warranted recognition of them as programs in their own right. As a result, the Foundation's total activity today, although it traces back to the original five areas, actually ranges over some twenty programs.

In the past fiscal year, this structure was formally acknowledged, and a program planning budget was adopted that allocates funds by programs rather than by areas. Under this arrangement, ongoing programs are allotted about one-half of the Foundation's anticipated annual income of \$100 million. The other \$50 million is reserved for special problems of national importance, usually related to one of the program areas, to which the Foundation feels it can devote sizable sums for major, immediate impacts.

The principal advantages of this method of budgeting are more precise determination of a program's financial requirements and greater over-all flexibility. By avoiding built-in commitments to one type of activity or another and by resisting the impetus of prior-year precedents, the Foundation can respond more readily to new needs of society as they arise.

Generally speaking, we do not believe the Foundation should be the sole source of support for a particular activity. Nor do we think that efforts once undertaken should necessarily continue indefinitely. Our current activities should be viewed as a program-in-process, as something that changes with the passage of time, as something dynamic and responsive, not static and circumscribed.

At any one time, certain programs will be ascendant, with an increasing investment of time and dollars behind them. Others will have reached a peak and leveled off, with stable budget allowances for an indeterminate

period. And a few in any year will have come to a conclusion, either because they have made their point or satisfied their premise as far as the Foundation is concerned, or because support sufficient to continue them has been stimulated in other sources. As a general rule, there will also be one or more large-scale grants for special programs.

In the past fiscal year, seven programs were of ascending importance:

The Foundation's interests in Europe, for which grants have been made since 1951, were crystallized into a European program.

The range of the program in Economic Development and Administration was increased.

Several grants toward the end of the year marked the beginning of the Arts part of a new program in Humanities and the Arts.

The program in Urban and Regional Development continued to support research and education in the large and complex problems of America's cities and urban regions.

A program in Youth Development, now in formulation, is emerging from the Public Affairs area.

Problems of the Aging, representing a concern with the social and economic condition of the nation's older citizens, is growing out of Economic Development and Administration.

In addition, the Foundation has also made a start on a new program in Science and Engineering. This is the first new program undertaken by the Foundation that has not derived directly from the original areas of concentration. It is, of course, related to, and the Foundation's interest will largely center around, the general field of education. The dimensions of the Foundation program in Science and Engineering are under study now, and increasing activity can be expected in the coming year.

The Foundation's program in Education was reorganized during the year with the re-entry of the Fund for the Advancement of Education into the Foundation itself. The Fund was established in 1951 and has pursued a five-point program for the improvement of education in the United States. Its objectives are to clarify the aims, functions, and relationships of schools, colleges, and universities; to improve teaching; to improve curriculum; to improve the management and financing of education; and to reduce inequalities of educational opportunity.

Gradual merger of the Foundation and the Fund will permit a combination of resources and, hopefully, a more fruitful, broad-scale attack on the problems of education than either organization could undertake separately. The combined program will use both experimentation and proved ideas and will work primarily through established institutions. The Fund

will continue its independent existence until the unexpended portion of funds made available earlier by the Foundation is granted. Meanwhile, Clarence H. Faust, president of the Fund, has joined the Foundation as a vice president, and initial grants under the combined program were made during the past year.

### **Completed Programs**

The Behavioral Sciences program and the TV-Radio Workshop were concluded during the 1957 fiscal year.

The Behavioral Sciences program, which began in 1951, accounted for approximately \$38.5 million in grants during its existence. More than half of this amount went for general development of the field in colleges and universities, and for the establishment and maintenance of the Center for Advanced Study in the Behavioral Sciences. The remainder was appropriated for research and research training in mental health.

The program has had a wide influence on the field and on related disciplines. Many of its grants extend into the future. Many aspects of the study of human behavior will continue to receive consideration in other Foundation programs. Terminal grants of \$9,838,900, all of which provide long-term support for certain activities, were made late in the year.

The TV-Radio Workshop produced the ninety-minute television program *Omnibus* for five years as an experiment intended to demonstrate that a cultural program could be both adult and entertaining and could compete for audience loyalty and commercial sponsorship. Reception by audiences, critics, and sponsors proved the validity of the program's concept, and it attained the stature and strength to continue as an independent venture. Title to the program and its library of films and kinescopes were sold to a new corporation headed by Robert Saudek, director of the Workshop.

Three other programs were concluded with the completion of payments from the special appropriations of \$550 million voted in 1955. These were the \$260 million for college-faculty salaries, \$200 million for the extension of services in private, voluntary hospitals, and \$90 million for the improvement of instruction in forty-five privately controlled medical schools.

The Ford Foundation in the 1957 fiscal year, which ended September 30, undertook new commitments totaling \$83,029,117. These included \$46,044,717 in new grants, and \$36,984,400 in new appropriations that will be converted gradually into grants and projects associated with grants.

A total of \$345,200,897 was paid out on grants made within the year or carried over from prior years.

One trustee of the Foundation, Robert B. Anderson, resigned upon becoming Secretary of the Treasury. He was a judicious contributor to the deliberations of the trustees, and his resignation was accepted with regret. I am sure he will discharge his new responsibility in the federal government with wisdom and honor.

Roy E. Larsen, president of Time, Inc., was elected as a trustee on September 27, 1957.

Three administrative changes of note occurred during the year: Richard W. Lambourne, Treasurer, was designated chief financial officer, responsible for investment and accounting functions, and Joseph M. McDaniel, Jr., Secretary, was placed in charge of administrative and internal management functions of the Foundation. Quigg Newton, Jr., Vice President, resigned to become president of the University of Colorado.

### **Contributions and Goals**

The evolutionary nature of the Foundation's program and the inevitable time lag between grant actions and results make it exceedingly difficult to evaluate a year's activity in any certain terms. At the end of a fiscal year, we can only hope, in good conscience, that the hard choices we made were good ones and that the long-term results will be positive.

It is possible to report precisely and definitely only plans, purposes, and actions. In the larger terms of programs addressed to broad social, economic, and educational problems, the ultimate effects may be distant, subtle, and different at different points in time. The true goal, the invaluable achievement that dollars can encourage but can never buy, is one I referred to earlier: the thinking man.

If the Ford Foundation can contribute in reasonable measure to this end, if it can help identify and develop good people and good ideas, if it can help broaden the outlook and extend the capabilities of the nation's greatest resource—its human resources—it will have served the public welfare in the best possible way and justified the trust that society has placed in it. This we shall try always to do.

## **EDUCATION IN THE UNITED STATES**

The condition of the teacher in America today and the oncoming crisis in providing sufficient school and college facilities to accommodate mounting

student enrollments were the principal problems for which grants were made under the Foundation's program in Education in 1957.

Many activities supported by the Fund for the Advancement of Education are not included in this report, but are dealt with in the Fund's regular reports and publications.

### **Woodrow Wilson National Fellowship Foundation**

The largest single action of the year was a grant of \$24.5 million for development and expansion of the Woodrow Wilson National Fellowship Foundation to establish on a nationwide basis its program for attracting able college students into teaching careers. The program will award 1,000 graduate fellowships a year for the next five years as a means of combating the already serious teacher shortage and of offsetting the stiff competition of industry, government, and other occupations for outstanding students.

The program envisions, first, a continuing recruitment campaign, utilizing a corps of a hundred or more faculty members, who will give approximately a third of their time to stimulating faculty cooperation in identifying potential teachers on 1,000 or more college campuses.

Nominations for fellowships will be made by local faculty members and final selections by regional committees and a national committee of college and university teachers. The first 1,000 fellowships will be awarded in June, 1958. Names of nominees who do not receive fellowships will be available to graduate schools as a source of quality candidates.

Each student designated as a Woodrow Wilson fellow will receive an average of \$2,200 toward tuition and living expenses for a first year of graduate study in the field and, in general, at the institution of his choice. Approximately \$11 million of the total grant will be allocated to fellowships.

In addition, colleges and universities will receive grants of \$2,000 for each fellow who enrolls. Three-quarters of this amount must be used to aid graduate students—but not necessarily Woodrow Wilson fellows—particularly in the final year of study. The remainder may be used for additional fellowships or for general strengthening of the institution's graduate program. These grants will consume \$10 million of the total.

The recruiting program is expected to cost \$2.5 million and administrative expenses over the five years \$1 million. A separate grant of \$200,000 was made to the Association of American Universities and its affiliate, the Association of Graduate Schools, to increase the 1957 Woodrow Wilson fellowships from 200 to 300.

The Fellowship Foundation, which has its headquarters at Ann Arbor, Michigan, will operate independently of the Ford Foundation under a governing board of distinguished educators and laymen. Chairman is Cleo F. Craig, former Chairman of the Board of the American Telephone and Telegraph Company. Other directors are: Alexander H. Brawner, *Chairman of the Board, W. P. Fuller & Co.*; Cass Canfield, *Chairman of the Editorial Committee, Harper & Bros.*; Philip G. Davidson, *President, University of Louisville*; David Graham, *Financial Vice President, Standard Oil Co. of Indiana*; Lewis M. Hammond, *Dean of the Graduate School, University of Virginia*; Theodore M. Hesburgh, C.S.C., *President, University of Notre Dame*; Clark Kerr, *Chancellor, University of California*; Douglas M. Knight, *President, Lawrence College*; Whitney J. Oates, *Professor of Classics and Chairman of the Department of Classics, Princeton University*; Nathan M. Pusey, *President, Harvard University*; Whitney North Seymour, *partner, Simpson, Thatcher & Bartlett*; Howard C. Sheperd, *Chairman of the Board and chief executive officer, First National City Bank of New York*; and Earl P. Stevenson, *Chairman of the Board, Arthur D. Little, Inc.*

National Director of the Woodrow Wilson National Fellowship program is Richard C. Boys.

The Woodrow Wilson fellowships were begun in 1945 by Princeton University and were organized nationally in 1952 with sponsorship by the Association of American Universities. Prior to the Ford Foundation's action, the program had been supported by grants of more than \$1 million from the Carnegie Corporation and the General Education Board.

### **Educational Facilities Laboratories**

The second major action under the Education program in 1957 was an appropriation of \$4.5 million to establish and support for five years the Educational Facilities Laboratories.

The Laboratories are an independent research organization concerned with more efficient construction and use of school and college facilities. They are designed to contribute to the solution of the school-building crisis, which, even today, confronts the nation with student enrollments 2.3 million in excess of normal capacity, and which, over the next decade, will require an estimated \$40 billion or more for new construction and equipment.

The purposes of the Laboratories are: to collect and disseminate information on efficient school and college facilities, and on the effectiveness of

various aspects of school buildings and equipment in relation to educational programs; to promote and sponsor research in school-building design, construction, equipment, and facilities; and to locate experimental building projects and programs that might cooperate in laboratory efforts to develop new knowledge about future educational requirements.

Aside from research projects, which it may stimulate or support in cooperation with school systems, colleges, and universities or teacher-training institutions, the Laboratories will undertake to coordinate the efforts of such interested and related fields as education, industry, architecture, and design. They will not, however, test or approve materials.

The funds will be used for grants to educational institutions, for publications, and for central-office operation. The Laboratories will be directed by a board drawn from education, business, communications, the professions, and labor. An advisory council will also be formed with members selected from appropriate organizations.

### **Educational Television**

The Educational Television and Radio Center, at Ann Arbor, Michigan, was given \$113,550 for informational and developmental activities during 1957-58. The Center, which was established in 1952 by the Fund for Adult Education and is now supported by the Foundation, is a clearinghouse for educational-television program material. It collects and distributes completed films, exchanges kinescoped programs among educational stations, and contracts for the production of new programs.

The new grant will permit further informational activities on educational television throughout the country, and specific services to communities and citizen groups interested in the development of the medium.

The National Association of Educational Broadcasters received a grant of \$97,000 to continue its program of professional guidance to educational stations in engineering, management, and personnel placement.

The American Council on Education, an association of educational organizations, was granted \$125,000 to continue for one year the legal and technical services of the Joint Council on Educational Television in protecting and activating educational channels not yet in use.

Boston University and the Universities of North Carolina and Wisconsin each received a grant of \$37,500 to enable members of their faculties to be released from teaching duties to participate in educational-television programs.

### **Physics Instruction**

The improvement of secondary-school instruction in physics was supported by a grant of \$500,000 to the Massachusetts Institute of Technology to complete development of a new physics course by its Physical Science Study Committee.

The Committee, consisting of physicists, high-school teachers, and other educators, is seeking to overcome both the shortage of physics teachers and a decline in enrollments in physics courses through a revision of teaching materials and methods. A new physics textbook and a manual for teachers are in preparation. Production of films and film strips, and development of classroom demonstrations, laboratory work, and apparatus a student can assemble and operate by himself are contemplated.

The project has been receiving support from the National Science Foundation. The Ford Foundation's grant will underwrite approximately one-third the cost of completing the course.

## **HUMANITIES AND THE ARTS**

Development of a Foundation program in the creative arts was begun in 1957 and combined with activities in the humanities that have been under way since 1955. In its first phase, the new combined program will have four objectives that it will support in all fields of the arts and letters and in every type of cultural institution, whether related or not to the formal education structure. These are: creative development of individual talents; stimulation of experiments, demonstrations, and studies helping to clarify objectives, set standards, or open new avenues in the arts and humanities; preparation of a comprehensive study of the economic and social positions of the arts and of the artist in America today; and encouragement of scholarship and scholarly projects basic to the humanities generally rather than to specialized fields.

In implementing these objectives, the Foundation expects to call frequently upon consultants and specialists throughout the country for advice. Responsible persons in the field also will play a major role in nominating and selecting talented persons for support at critical stages in the development of their artistic careers. Through a variety of arrangements designed to assist such persons, the Foundation hopes to stimulate creative production generally, although no general program of fellowships is contemplated.

The experiments and studies that can be supported under the current



program are few in number and will not include grants for general operating support, either to cultural institutions in the arts or to humanities programs in colleges and universities.

Projects chosen are expected either to have a pervasive effect throughout the art concerned or to furnish factual data about the arts field. Five grants made at the close of the fiscal year are examples of the kinds of projects being considered. These were:

a five-year experiment to determine the proper curriculum for the independent art school, to be undertaken by the Minneapolis School of Art (\$150,000);

a three-year experiment by the Experimental Opera Theatre of America, of the New Orleans Opera House Association, in providing debuts for young American singers (\$165,000);

a three-year experiment by the American Music Center and six American symphony orchestras in multiple regional performances of new symphonic works (\$210,000);

an experiment by the Cleveland Play House Foundation in the development of talented actors and in extending professional theater to small towns of the Middle West (\$130,000);

a demonstration by the City Center of Music and Drama's New York City Opera Company of a modern American operatic repertoire during 1958 (\$105,000).

The comprehensive survey of the arts is expected to fill many of the gaps in factual information about the arts in the United States. It will serve, among other purposes, as a guide to the arts as a field for philanthropic investment. The survey will be conducted over the next two years, and cultural leaders in every field and from all sections of the country will serve as advisers and consultants in its preparation.

### **Lincoln Center for the Performing Arts**

One exception to the general policies outlined above for Foundation support of the arts is a conditional grant of \$2.5 million—made before the formal establishment of the Arts program—for New York's projected Lincoln Center for the Performing Arts.

This new Center, being planned by a distinguished committee headed by John D. Rockefeller III, will bring together in a new working relationship, with a modern physical setting, several of New York's most significant institutions in the arts, including the Metropolitan Opera Association, the

New York Philharmonic Symphony Society, and the Juilliard School of Music.

The national and international significance of this development is, in the opinion of the Foundation's trustees, sufficient to merit its encouragement.

### **Program in the Humanities**

Prior to establishment of the new combined program, grants in the humanities had been made to provide research time for humanistic scholars and to assist in the publication of completed works.

The Foundation granted \$2,637,000 to support the new and expanded program of the American Council of Learned Societies through 1962. The objective of the Foundation's grant to the A.C.L.S. was to recognize the importance of the organization in lending responsible support to humanistic scholarship for its own sake, and to the humanities as basic to education.

Book publication in the humanities and the social sciences is being assisted by a Foundation appropriation of \$1,725,000, from which grants have been made to thirty university presses.

One grant—support for the revision of the *Short-Title Catalogue of English Books*—was made in the area of the program that specifically concerns humanistic scholarship. A limited number of other such projects will be considered, but like the one already approved, they must be basic to broad scholarly interests in the humanities, including scholarship in the creative arts, and not merely to some special field.

## **PUBLIC AFFAIRS**

In its Public Affairs program, the Foundation hopes to contribute to the processes of democratic self-government by helping to bring better men to government, by helping to relate the resources of academic institutions and government, and by helping to develop citizenship understanding and support essential for a strong democracy. It tries to identify important problems, stimulate public interest, and support research, experimentation, and demonstration.

### **Citizenship Understanding and Participation**

Democracy's success in a changing world depends primarily upon the extent of citizenship understanding and participation in public affairs. Our citizens

must be both wise and public-spirited, and they must be willing to devote time and energy to the public welfare, if our system of government is to survive, much less improve.

This year the Foundation made grants of \$150,000 to the American Heritage Foundation to encourage registration and voting and, through a fact-finding program, to lay a basis for modernizing voting laws; \$40,000 to the National Civil Service League to promote understanding of and participation in career public service; \$100,000 to Princeton University to help finance the publication of the Thomas Jefferson papers; and \$125,000 to the National Archives Trust Fund Board to help finance a documentary history of the ratification of the Constitution and the first ten amendments.

### **Leadership in Public Affairs**

Leadership, both in quantity and quality, is essential to continuing progress in American democracy. But leadership is highly varied in nature, both general and specialized, operating at many different levels, and often fading subtly into discriminating followership. Several grants were made this year to help understand leadership and to help improve, conserve, and develop it.

These included two grants to the University of Chicago—one of \$175,000 to enable it to expand its present program of courses for federal-government employees to include state-, county-, and city-government personnel and professional employees of civic organizations engaged in quasi-public activities; the other of \$25,000 for a national summer institute in executive development for federal administrators.

New York University received \$250,000 for a five-year program of executive development, to be conducted in cooperation with the City of New York, for city employees in the New York metropolitan area.

### **The Legislative Process**

Representative government is the base of democracy in the Western world, and legislative bodies are indispensable parts of representative government. Government performance cannot rise much above the level that legislative bodies achieve in rational, responsible, and representative action. Thus, legislative performance is a proper public concern, and legislative problems and processes need to be understood and appreciated.

Our role is to assist where we can to clarify legislative problems and processes, encourage constructive thinking, and help legislators meet their

difficult problems more effectively—and to do this without espousing particular reforms.

One of the problems with which state legislators are confronted is the operational effectiveness of their state constitutions. There is substantial agreement that many should be modernized. Before they can be amended or revised, however, there is need for compilation of widely scattered basic materials, followed by analysis and publication.

To further this work, the Foundation made three grants: \$160,000 to Columbia University for a two-year program of research and publication of basic state legal and constitutional materials; \$150,000 to the National Municipal League to prepare pamphlets and manuals on problems and issues of constitutional change and on the organization and machinery of state constitutional conventions; and \$15,000 to Rutgers University for a study of selected state constitutional problems.

The University of California (Berkeley) received \$200,000 for support of an inter-university program of legislative internships. The program's purpose is to extend the training of promising young persons whose careers are in public affairs. Similarly, the American Political Science Association was granted \$211,250 for partial support of a program in which young political-science or journalism graduates work for a year in the offices of members of Congress.

Two grants—one of \$24,397 to the Washington State Research Council, Inc., and another of \$23,000 to West Virginia University—enabled legislators of the two states to hold pre-legislative conferences at which problems of their respective states could be discussed without the time pressures of a legislative calendar.

### **Law and Society**

Law is a basic element of our society. Legal education is one of the traditional preparations for public service, and lawyers today hold more legislative and other governmental offices than any other professional group. But the orientation of legal education is private rather than public, and the Foundation has been interested in enriching legal education as a preparation for public service.

A grant of \$7,500 will enable the Association of American Law Schools to publish a summary of a 1956 conference on the problems of educating lawyers for public responsibility. The Association also received \$10,300 to study available resources for legal education and their administration by universities and law schools in the United States.

## **Advancing the Science and Art of Government**

The study of government on an intensive basis is a relative late-comer to the ranks of organized knowledge. Much remains to be done in furthering the understanding of democratic government and how it actually works in practice so that it can cope with problems of the times. The Foundation supports basic research and creative scholarship in public affairs and aids efforts to bring the results to the improvement of government.

The Foundation has provided funds for research professorships in governmental affairs at six universities. To reach other colleges and universities where there is not sufficient faculty to warrant a professorship, a grant of \$540,000 was made to the Social Science Research Council, which will make grants to individual scholars for independent studies.

Syracuse University was granted \$325,000 for an inter-university research program on histories of administrative decisions, and the University of Minnesota received \$18,190 for a survey of the study of politics.

## **URBAN AND REGIONAL PROBLEMS**

By 1975, fifty to sixty million people will be added to those already crowded into some 200 metropolitan areas in the United States. Each of these areas sprawls over scores, and often hundreds, of local-government boundary lines and, increasingly, over state lines. This sprawl will continue; in twenty years linear cities may form unbroken urban areas from Boston to Norfolk, Los Angeles to San Francisco, and along the Great Lakes from Milwaukee and Chicago to Pittsburgh.

Two years ago, in recognition of the pressing problems of urban areas and the regions around them, the Foundation began a new program. By the end of this year, twenty grants and appropriations totaling \$3,761,180 had been made. In 1957, demonstration projects totaling \$2,058,500 were financed in nine metropolitan areas—New York, Boston, Cleveland, St. Louis, Kansas City (Missouri), Peoria, Dayton, Philadelphia, and the Piedmont area in North Carolina. Generally, these projects have the following objectives:

To provide a vehicle for considering problems and formulating plans that will affect the whole area and thus overcome governmental fragmentation; to identify and improve local leadership; to encourage research on metropolitan problems and decision-making through a partnership of scholars and community representatives; and to attract and train able people from all walks of life, especially universities, to work on urban problems.

There is a critical shortage of urban planners, and there is a vital need to emphasize the role of research in training planners. A grant of \$410,000 was made to the University of Pennsylvania for a research professorship in urban affairs, for developing teaching methods and materials, and for bringing practitioners in urban affairs to the university.

In the study of an urban or regional area, there is need for inter-university cooperation so that better use can be made of the knowledge and skills of various scholars. This is being done in several of the studies supported by the Foundation. A grant of \$25,000 to the University of Southern California will enable faculty members of several California colleges and universities to make a planning study of urban problems in the state.

A grant of \$131,000 to Delaware River Basin Research, Inc., will finance research on the governmental aspects of developing water resources in the New York-New Jersey-Pennsylvania-Delaware urban area. The research program will seek to develop methods of federal-state-local joint action in solving urban problems.

## ECONOMIC DEVELOPMENT AND ADMINISTRATION

### **Education for Business**

Programs in business education, which now attract approximately one out of eight college students, face a forced growth to accommodate an ever-increasing enrollment. Fortunately, business education is undergoing a vigorous re-examination. In line with the need and the promise, the Foundation has supported fresh, experimental approaches at a number of institutions.

A few undergraduate schools of business are moving away from excessive specialization in traditional business functions and toward an integrated curriculum emphasizing relevant training in the social sciences and humanities. The Foundation made a \$250,000 grant to the Northwestern University School of Business to help rebuild its undergraduate program along these lines.

Liberal-arts colleges are increasingly dissatisfied with the business courses they offer. Often these are limited in perspective and represent neither satisfactory undergraduate education for careers in business nor adequate liberal education. Grinnell College received \$28,000 for an experiment in which traditional business subjects are being replaced with five experimental courses that portray business as a central institution of society.

At several graduate schools of business, major innovations are being

undertaken, all having as their common denominator a rejection of narrow vocationalism.

The "clinical" approach pioneered by the Harvard Business School long ago demonstrated a usefulness that has guaranteed it a firm place in business-school research and teaching. Recently, however, two newcomers to the business field, both components of engineering institutions, have embarked on imaginative research and teaching programs designed to supplement this clinical approach; they are exploring the anatomy of decision-making and organizational behavior with the tools of the social sciences, mathematics, and engineering in what they term a "scientific" approach.

At the Carnegie Graduate School of Industrial Administration, a research program, primarily focused on new methods of analyzing business decision-making, has been strengthened by a \$750,000 grant to endow a rotating research professorship and provide five years of research support.

A grant of \$275,000 was made to support a five-year research program at the School of Industrial Management of the Massachusetts Institute of Technology. It is directed toward the application of electronic computer techniques to a study of the dynamic behavior of economic systems and industrial organizations. Although the approach relies on mathematical applications, it necessitates close cooperation with business firms if the mathematical models are to simulate reality.

In a different direction from this "scientific" analysis of the business process, other schools are placing emphasis on the role and effect of the business firm in contemporary civilization in what may be termed a "societal" approach. At the Columbia Graduate School of Business, a new curriculum is being designed, with \$150,000 of Foundation aid, to set effective training in business management within a broad perspective that emphasizes the role and effect of the business firm in society. An integral part of this program is the appointment on an experimental basis of a professor of philosophy for business who would point up basic and often neglected aspects of the business firm within the contemporary institutional and cultural framework.

The Foundation financed two summer seminars to acquaint teachers in a number of business schools with the "scientific" approach, on the one hand, and the "clinical" approach, on the other.

Senior faculty members of thirty-five schools of business met on the Williams College campus to attend a four-week seminar on "New Developments in Business Administration," sponsored by the Carnegie Graduate School of Industrial Administration. For the third consecutive year, an

eight-week seminar in the case method of instruction was held at the Harvard Graduate School of Business Administration and attended by professors from twenty-one business schools.

Two grants were designed to facilitate the collection of instructional materials. The Foundation granted \$120,000 to the American Association of Collegiate Schools of Business to help establish, on a three-year trial basis, an intercollegiate clearinghouse for case materials in business. A bibliography of available cases will be published and, on request, free samples of cases will be furnished to college teachers.

A grant of \$99,000 to the Cornell Graduate School of Business and Public Administration will provide support for research in new teaching materials that will be used initially in Cornell's executive program. These materials will deal with long-term planning, programing, communication, and management of financial and human resources within the firm.


### **Research on Economic Problems**

Grants totaling \$605,000 to eight universities (Duke, Harvard, Johns Hopkins, Princeton, and Yale Universities, Massachusetts Institute of Technology, and the Universities of Washington and Wisconsin) supported research on economic problems of the faculties' own choice. Research by individual faculty members was also assisted through thirty-three faculty fellowships, which provide a year's full release of time from regular academic duties plus limited allowance for research expenses. The list of faculty-fellowship recipients and of graduate students who were awarded predoctoral and doctoral-dissertation fellowships begins on page 210.

During the past summer, seminars designed to stimulate research interest and increase research competence were established on an experimental basis. They were conducted by leading economists at Northwestern University and the Universities of Minnesota and Wisconsin and were attended by professors of twenty-nine colleges. Each was supported by a grant of \$15,000. A grant of \$38,000 was made to the American Economic Association to provide a generally useful research tool through development of a cumulative index of economic journals.

Major research projects financed by the Foundation include: \$295,000 to New York University for experiments by the Inter-University Committee for Research on Consumer Behavior with survey methods to obtain more accurate data on household savings; \$92,000 for a critical examination of the history of occupational disability in California by the Institute of





Roy Stevens

*Puppet discourse on good manners absorbs grade-school pupils watching "Room Nine," program of St. Louis educational-television station KETC. Foundation grants assist television experiments for schools, colleges, and public*



*Industry's effect on village life in India was studied with help of Foundation fellowship by John Hitchcock, teacher of anthropology, Cornell University. He sits by interpreter chatting with villagers, young and old*



*Good management as well as expert medical care is on the agenda of this hospital conference. Better hospital service requires both. Five-year program of on-the-scene administrative counseling to hospitals is under way with aid of Foundation grant*



*Woodrow Wilson Fellowships to draw able college students into teaching were conceived by Whitney Oates, shown at right with President Goheen of Princeton, an early fellow. New grant expands fellowship program nationally*

Look Magazine



Justin Kerr/Pix

*Senator Hubert H. Humphrey, of Minnesota, and Congressional intern Serge Logan, journalist of Racine, Wisconsin, attend hearing of the Committee on Agriculture and Forestry in Senate Office Building*




*Milwaukee Boys Club members prepare "votemobile" display to be used in auto caravan during "Neighborhood Registration Week." Citizenship participation is important aim of Foundation's Public Affairs program*





Robert Locken


*Large housing developments, such as this one in San Francisco Bay region, are manifestation of spreading metropolitan areas. Foundation program seeks strategic points for productive attacks on problems of rapid urban growth*



*Secluded study and stimulating contact with other scholars have been enjoyed by fellows at Center for Advanced Study in the Behavioral Sciences since it opened at Stanford, California, in 1954. It has received \$5 million as a final grant to finance operation until 1964*

Robert Locken

*Coiled plaything shows scientific concept of wave motion simply. Use of teaching aids is part of large program by scientist-teacher group to improve high-school physics instruction*




skion Karas

*Barbershop reading of Burma Translation Society's monthly magazine reflects country's growing literacy. B.T.S. publishes translations and original materials for general circulation and for school use*



U. S. Steel



*Indian engineers at U. S. Steel's South Chicago plant are among 200 receiving training at seven American steel companies. Five engineering schools near mills provide related academic work*

Industrial Relations of the University of California (Berkeley); \$110,000 for a three-year study of regional economic maturity by Brown University faculty members; \$280,000 for an analysis of Britain's current and future economic situation by the National Institute of Economic and Social Research, in London; and \$100,000 for a study of structural changes in Swedish production and consumption by a research group that will work under the auspices of the University of Stockholm.

### **Economic Understanding**

The Foundation has a continuing interest in the development of effective means of increasing the citizen's economic comprehension. The Joint Council on Economic Education received \$600,000 for support over a five-year period of its program to increase the effectiveness of economic instruction in the nation's schools.

Each year, throughout the free world, several hundred thousand college students enroll in introductory courses in economics. Substantial improvement in the content and methods of elementary economics teaching is likely to be the principal effective means for bettering economic education of the citizen. The Foundation granted \$29,200 to support a study at Grinnell College to seek out and publicize the most promising forward steps in this area.

A grant of \$78,000 to the Committee for Economic Development provided support for an essay competition to obtain creative ideas from American and foreign economists and other interested persons on "the most important economic problem which will face the United States in the next twenty years." Publication of the best presentations should promote informed discussion of key economic problems and lead to promising research and action toward their alleviation.

## **BEHAVIORAL SCIENCES**

When it was decided to conclude the Behavioral Sciences program, several terminal grants were made to strengthen personnel resources, to sustain the vitality of centers of excellence, and to support efforts likely to yield and apply knowledge of the field. During its six-year history, the program, exclusive of Mental Health, accounted for 218 grants totaling nearly \$24 million to eighty-five institutions in the United States and abroad.

### **Center for Advanced Study**

Previous grants to the Center for Advanced Study in the Behavioral Sciences financed its operation through the 1958-59 academic year. A terminal grant of \$5 million, bringing total Foundation support to \$10,350,000, extends the Center for at least five more years and permits continuance beyond 1964 if it obtains funds from other sources.

The Center was established by the Foundation “to develop the general field of the behavioral sciences as fully and as richly as possible over a relatively short period of time by concentration upon the advanced study of highly creative and productive behavioral scientists of established reputation and of highly promising young scholars with their professional careers ahead of them.”

It opened in 1954 at Stanford, California. By the end of 1958-59, it will have had more than 230 fellows in residence for a year. They have been selected from thirty-eight American colleges and universities, from research and other agencies interested in the behavioral sciences, and from foreign institutions.

### **Individual Basic Research**

Support for scientists now making substantial contributions to various behavioral fields totaled \$1,005,100. Grants ranging from \$30,000 to \$172,900 went to twelve institutions to support basic research by twenty-two members of their faculties and staffs. The scholars, who were selected by the Foundation with the assistance of special panels of advisers, are listed on page 214.

The scientists cover a wide range of fields: in psychology—thinking and cognition, personality, language, neuropsychology, development and socialization, brain mechanisms and behavior; in anthropology—linguistics, kinship, evolutionary behavior, and social organization; in sociology—comparative social structure, social theory, and problems of mass behavior; and in statistics—the application of statistical methods to problems of the behavioral sciences.

### **Grants-in-Aid and Fellowships**

The Foundation’s small, unrestricted grants for research in human behavior have been productive and highly regarded by the behavioral-sciences community. The remaining thirty-seven of the 100 grants-in-aid provided by a

1955 appropriation of \$425,000 were awarded in 1957 and are listed on page 215. Fifty additional grants of this type will be made in the next five years from \$200,000 granted to the Social Science Research Council.

Two other groups of small grants were made:

Seven leading academic centers of behavioral sciences received a total of \$525,000, to which they will add \$350,000 over five years for small research grants to more than 300 scholars on their faculties. Similar grants to faculty members of other institutions will be made by the S.S.R.C., which received \$150,000 for this purpose.

To enable graduate students at various universities to complete their doctoral dissertations without interruptions caused by financial difficulties, \$250,000 was provided for the award of about 100 predoctoral fellowships by the S.S.R.C.

### **Institutional and General Development**

Johns Hopkins University received \$750,000 to establish a new department of social relations. Instruction now offered in other departments will be strengthened by the addition of four faculty members who will form the nucleus of what the university hopes will be a permanent department.

The S.S.R.C. was granted \$260,000 to meet miscellaneous needs and to take advantage of opportunities in the behavioral sciences in general as they arise in the next five years. The funds will be spent for conferences, committee work, fellowships, and research planning.

The Russell Sage Foundation received \$250,000 for residencies by postdoctoral scholars in social agencies and professional schools and for assistance to such schools in faculty additions, fellowships, and research planning. The clearinghouse of behavioral-sciences materials at Stanford University received \$50,000.

A grant of \$1 million went to the Population Council, Inc., to support training and research on problems of population growth that have important psychological and social implications for all societies, especially those in underdeveloped areas.

## **RESEARCH IN MENTAL HEALTH**

The early outline for the Foundation's general activity excluded medicine, but it did call specific attention to "the disabling effect of emotional maladjustment." Mental illness exacts a severe toll in human pain and suffering



and imposes a heavy burden on society at large. The need for treatment and cure of mental disorders has been so pressing that research has often been postponed, if not neglected.

When the Foundation appropriated \$15 million in 1955 for a program in Mental Health, emphasis was put on the need for sound knowledge on which prevention and treatment might be based and on the training of scientists who might discover and apply this knowledge. Its effort has been to stimulate and support the two broad avenues of mental-health research—one centering on the social and psychological bases of mental disturbance, the other on biological, physiological, somatic, and medical factors.

Eight grants totaling \$1,583,800 this year brought to twenty-nine the number of institutions where research programs have been supported by the Foundation.

The Foundations' Fund for Research in Psychiatry, an independent organization established by the Social Research Foundation, received \$770,000. It will make research grants for five years to psychiatry departments in about fifteen medical schools in the United States and abroad. Research potential has been little realized in these strategic centers because of strong pressures for teaching and care. Relatively small research funds, freely administered by the departments, are especially appropriate to develop a research atmosphere.

Knowledge of mental health is found in many places, and the Ford Foundation has supported some promising efforts, whether by chemists, psychiatrists, neuropathologists, or others, and whether the scene was a psychiatric hospital, a university department of behavioral or physical science, a medical school, or elsewhere. By its impetus to research and training for research, we hope the Foundation has made a permanent contribution to the fundamentals of mental-health progress.

## YOUTH DEVELOPMENT

Recently, national attention has been focused upon the important social problem of juvenile delinquency. This attention has been occasioned by the increasing number of delinquents and teen-age criminals and by the increasingly serious nature of their delinquent acts.

In seeking to deal effectively with a problem of increasing dimensions, authorities and agencies are handicapped by lack of definitive procedures for coping with juvenile delinquency and lack of agreement on the way juvenile-court, police, school, and other community functions should be defined and

related. Further handicaps to those working on the problem include these: adequately trained personnel is lacking; research and evaluation are minimal; communication and cooperation between various community and state agencies is often poor; and available facilities are frequently not used as advantageously as they could be.

So far, the Foundation's emerging Youth Development program has focused most of its attention upon the problem of juvenile delinquency. It is, however, only one aspect of the over-all objective of the program, which is the balanced development of youth—morally, intellectually, and physically—so that they will become constructive citizens in our society.

A \$129,500 grant was made to the New York School of Social Work, Inc., for a comparative study of correctional institutions for juvenile delinquents. The primary purpose of the research project is to get reliable information on the corrective effects of different methods of treatment upon the inmates of juvenile institutions.

The juvenile-delinquency studies of Sheldon and Eleanor Glueck have been in progress since 1925. For the past four years, their work has been supported primarily by a Foundation grant of \$200,000 made in 1952. The Gluecks began with a number of studies of various delinquent and criminal populations and then turned to what is now their major work—a detailed, intensive study of matched groups of 500 delinquents and 500 non-delinquents. The first findings of this study were published in 1950 in a book entitled *Unraveling Juvenile Delinquency*. To enable the Gluecks to continue their study, the Foundation made an additional grant of \$165,000 to Harvard University.

A grant of \$10,000 was made to the University of Minnesota for partial support for two ten-week Juvenile Officers' Institutes that are being held this year and in 1958. The purpose of the institutes is to help law-enforcement officers through an intensive training program in the handling of young offenders.

## PROBLEMS OF THE AGING

The Foundation's concern with problems of older persons, initially stimulated by economic implications, has been broadened by further staff study. During the year, grants totaling \$140,000 were made to the National Committee on the Aging of the National Social Welfare Assembly out of a 1956 appropriation of \$500,000. These funds are for general support of the Committee, particularly its program-evaluation and community-information

work. For research into the adjustment problems of persons who move to new communities for retirement, a grant of \$24,000 was made to the University of Florida.

The Foundation expects to continue to make grants in this important problem area on a limited, experimental basis.

## HOSPITAL AID

The Foundation's special \$200 million program of aid to hospitals was completed with second, final payments to 3,342 voluntary, nonprofit hospitals in the United States and its territories. Grants ranged from \$10,000 to \$250,000.

While the hospital program has ended, the basic conditions from which it originated remain. The needs of hospitals are still great. The costs of new buildings and of modernizing old facilities continue to rise. Hospitals still are acutely pressed for space, for new and expensive equipment, and for the services that come with new advances in medical knowledge and better standards of medical care.

Evidence accumulates, however, that communities are meeting the challenge implicit in the grants. Hospital fund appeals appear to have won a more sympathetic and generous hearing. Many citizens and groups have not waited to be asked to help. Many hospitals, sensing an awakening of community interest, have been able to introduce services and facilities once considered beyond their means.

Authorities in the hospital field believe that many hospitals could make more efficient use of their facilities and personnel by improving administrative skills. As a conclusion to its program of hospital aid, the Foundation granted \$825,000 to the Hospital Research and Education Trust for a five-year program to improve the efficiency of administrative practices of hospitals as an element of improved patient care.

In its first year, the program will undertake to develop standards for the evaluation of hospital administration; in the second, criteria will be tested and refined. In the third year, a counseling program will be offered, upon request and without charge, to any hospital listed by the American Hospital Association. The service will provide an evaluation of administrative performance and assistance in improving techniques.

By the fifth year, the program will have been reviewed and any adjustments indicated will be made. Foundation support will then cease, but the program is expected to continue thereafter under the auspices of the A.H.A.

## INTERNATIONAL ACTIVITIES

### **Study of Foreign Areas and International Relations**

The primary means by which the Foundation seeks to strengthen American understanding of other peoples is by helping to improve American competence in foreign and international affairs. We have helped several universities expand and improve their teaching programs in foreign-area and international studies and have granted research funds to various institutions and scholarly societies. Fellowships for foreign-area and international-relations training have been awarded to help improve teaching and provide training for persons who plan to enter public service and related fields. And grants have been made to assemble basic research data, to prepare language tools, and to support international-training programs in agricultural extension, economic research, and education.

Emphasis continues to be placed on training and research on geographic areas about which American knowledge and educational resources are meager: Asia, the Near and Middle East, Eastern Europe, the Soviet Union, and Africa. The Foundation also maintains an interest in helping universities bring about a closer tie between area studies and international relations.

Three actions this year contributed to a better understanding by the West of the Near and Middle East and of Islamic culture in general:

The Center for Middle Eastern Studies at Harvard University received a five-year grant of \$300,000 for graduate assistance and for instruction and research in social science. Funds for individual scholars working on the Near and Middle East will be provided by a grant of \$150,000 to the Social Science Research Council to enable its Near and Middle East Committee to conduct a three-year grant-in-aid program. Study of the culture of the Islamic world, which embraces some four hundred million people in countries from North Africa through the Middle East to Pakistan, India, and Indonesia, was assisted by a five-year grant of \$250,000 to McGill University, Canada, for new faculty for its Institute of Islamic Studies.

A serious problem in Near and Middle Eastern and Asian training programs is the long period of time required to master Oriental languages, often at the expense of important subject-matter studies. Aided by a \$176,500 grant, the five major centers of Near Eastern studies in the United States (Columbia, Harvard, Johns Hopkins, Michigan, and Princeton) plan to cooperate over a five-year period in developing new teaching materials and methods and conducting an intensive eight-week summer teaching program in Arabic, Turkish, and Persian. The Modern Language Association of America received \$45,000 for a two-year project of testing,

analysis, and evaluation to improve the teaching of Chinese and other non-West European languages.

To advance work in the comparative and international problems of education, a five-year grant of \$350,000 was made to the University of Chicago for training American and foreign nationals to help solve the educational problems of underdeveloped countries and for efforts to achieve a better understanding of education's role in foreign societies.

Applied research on the social and economic development of India, a matter of paramount importance when it is related to the contrasting ideologies and methods of Communist China, was supported by a four-year grant of \$450,000 to the Center for International Studies at the Massachusetts Institute of Technology. The Center will send a team of social scientists to India to cooperate with four Indian research organizations in analysis and research on social and economic problems.

These two grants illustrate the importance the Foundation attaches to the social sciences in the solution of foreign and international problems. To enhance the contribution of these and related fields, \$200,000 was granted to the Center of International Studies at Princeton University.

The University of Washington received \$350,000 to help finance, over a five-year period, research on Northeast Asia and on the relations among the countries of this area and with the United States.

Fundamental to American scholarship and the progress of research in the United States on Eastern countries is closer association of American specialists with scholars and scientists of Eastern nations. The preoccupation of men of attainment with heavy teaching, research, or governmental duties in their own countries inhibits this association. To broaden this important channel of communication, the Foundation provided \$800,000 to the University of Chicago to enable Columbia and Harvard Universities and the Universities of Chicago and California (Berkeley) to invite, over a five-year period, up to forty distinguished scholars from countries of Asia and the Near East to the United States to carry on their research in association with American scholars.

The Foundation provided \$350,000 to the University of California (Berkeley) to support a program of advanced training and research on modern China.

Support of teaching, research, and information on Africa was provided by grants totaling \$217,500 made to Boston and Howard Universities and the International African Institute, London. Study of the Soviet Union and Eastern Europe was aided through a grant of \$200,500 to the Social Science Research Council; the funds will be used by the Council's Joint Committee

on Slavic Studies to assist research on the Soviet Union and Eastern Europe and to make an analytical review of current American teaching and scholarship in these areas.

### **Exchange of Persons and Information**

Another aspect of the Foundation's interest in helping to promote understanding between America and other countries is assistance to organizations that either educate and inform the American public on international affairs or that arrange international visits, conferences, and seminars for students, leaders, and professional people:

Among the activities in public education the Foundation has supported is an experimental program conducted by the North Central Association of Colleges and Secondary Schools. For the past two years, the N.C.A. has been preparing and introducing instructional materials in foreign affairs for high-school use. The past success and future promise of the program prompted the Foundation to provide \$250,000 for an additional two years.

Through an \$85,000 grant to Columbia University, the Foundation aided the Eleventh American Assembly, which considered United States foreign aid. Periodically, the Assembly conducts forums at which leading citizens study and discuss a major national or international issue.

The Foundation continued this year to support a number of seminars and conferences that enable Americans and foreign nationals to exchange information and opinion on important international problems. It financed the attendance of Americans and Africans at the Eighth International Seminar of the Canadian World University Service in Ghana. A grant of \$66,000 will enable the International Press Institute to conduct a two-year program of exchange of journalists between the United States and the British Commonwealth.

### **Fellowships**

In addition to fellowship assistance under grants to advance international training and research, the Foundation administers two formal programs of fellowships for this purpose.

One is a program of Foreign Area Training Fellowships. These are open on a competitive basis to college seniors about to enter graduate school, to graduate students, and to persons of demonstrated ability in professions for training related to Asia, the Near East, the Soviet Union, Eastern Europe, and Africa.

The second is a program of International Relations Training Fellowships. These are open to college and university faculty members for further training in international relations, other social sciences, and the humanities, or for study of one of the foreign areas mentioned above.

Thus far, nearly 900 fellowship grants or extensions of grants have been made under these two programs. For the 1957-58 academic year, 171 Foreign Area Training Fellowships and eleven International Relations Training Fellowships were granted. The list of recipients begins on page 199.

## INTERNATIONAL LEGAL STUDIES

The aims of the Foundation's program in International Legal Studies are, one, to increase American competence in the legal aspects of international and foreign affairs and, two, to deepen and broaden the understanding of the legal profession so that it may contribute to the improved conduct of international relations.

Grants this year of \$334,000 to the University of Pennsylvania and \$200,000 to Northwestern University bring to fourteen the number of law schools that, since 1954, have received assistance for the expansion of their international legal studies programs. These funds are being used for new courses and materials, for faculty development and teacher training, for fellowships for foreign lawyers, and for research.

Cooperative projects of training and research between American and foreign law schools were supported under various Foundation grants. Five American law schools have undertaken such projects with nine foreign institutions. A grant of \$68,000 was made this year to Columbia University to help finance a cooperative arrangement between its law school and those of the Universities of Michigan and Istanbul. An appropriation of \$575,000 was made to finance over a six-year period a cooperative program of legal research and training on Indian legal problems. It will be conducted by the Indian Law Institute in association with American and other non-Indian law schools and lawyers.

## EUROPEAN PROGRAM

A significant decision was made this year to expand our activities relating to Europe. The enlarged program includes assistance to organizations, institutions, and individuals, principally in Europe, to encourage progress toward three long-range objectives: strengthening of democratic institutions, improving mutual understanding and cooperation in the European-Atlantic

community, and encouraging the development of relations on a democratic basis between East Europe and the West.

Within these aims—and in response to the humanitarian call felt by the free world—the Foundation early this year appropriated \$1,150,000 to aid Hungarian refugee scholars, students, artists, and other intellectuals.

From these funds, grants totaling \$837,600 were made to educational institutions and organizations in eight European countries to provide two-year scholarships for more than 500 Hungarian refugee students.

To help those who came to the United States, \$122,059 was granted to the Institute of International Education for partial support of intensive language and orientation programs at Bard College, in New York; St. Michael's College, Winooski, Vermont; and a number of other institutions.

The occupational resettlement of Hungarian artists, writers, scientists, teachers, and professors was both vital and difficult. To help provide new hope and opportunities for these men and women living in Austria and elsewhere, primarily in Europe, grants totaling \$95,000 were made to the Congress for Cultural Freedom, Paris.

Another event in Europe bearing on the aims of the Foundation's program—particularly that of furthering democratic relations between East Europe and the West—was the change in Poland that opened new opportunities to strengthen free contact. The Foundation appropriated \$500,000 for an exchange of professors, students, and professional specialists between Poland and the United States and Western Europe.

This appropriation enables a selected number of outstanding Polish scholars and advanced students in the social sciences, engineering, and architecture to study and travel in the United States and Western Europe, and it permits a small number of similar persons from the United States and Western Europe to visit Poland. It also provides funds to distribute American and Western European books, periodicals, and equipment to Polish libraries and educational institutions.

To date, grants totaling \$321,000 have been made to a selected group of organizations in the United States, Western Europe, and Poland. The Institute of International Education received \$200,000 for an exchange of persons between the United States and Poland; the British Council, \$25,000 for an exchange between the United Kingdom and Poland; and the National Office of French Universities and Schools, \$16,000 for an exchange between France and Poland. The University of Poznan, in Poland, received \$80,000 for books, periodicals, and equipment for eight Polish universities.

The improvement of understanding between the United States and Finland was the objective of a grant of \$140,000 to the American-



Scandinavian Foundation for its program of exchange with Finland. Over the next four years, fifty Finnish leaders, selected largely from the press, radio, the clergy, trade unions, and the arts, will make two-month visits to the United States. Six American leaders each year will extend their private European itineraries to include about ten days in Finland.

The Foundation contributes to the growth of understanding in the European-Atlantic community and between the East and West by assisting European educational and cultural organizations devoted to the advancement of democratic ideals and to the economic development of Europe.

One of these organizations is the Congress for Cultural Freedom, Paris, upon which the Foundation relied for support to Hungarian refugee intellectuals. Through periodicals published in four languages, a program of international seminars and conferences, and sixteen international committees in Europe, Asia, and Latin America, the Congress encourages free communication and discussion among non-Communist scholars, artists, and other intellectuals. The Foundation granted \$500,000 this year to help the Congress expand three phases of its program: study groups, seminars, and conferences; research projects on important current issues; and activities on behalf of East Europe.

A program of adult education conducted by two sister organizations, the European Cultural Foundation and the European Cultural Center, Geneva, was assisted by a \$40,000 grant to the Center. Continued help to another organization that seeks to strengthen cultural ties among European peoples was provided by a grant of \$150,000 to the European Center for International Exchange, Brussels, for its program of educational activities and exchanges.

Two other European education organizations, the Austrian College, in Vienna, and the Hansard Society for Parliamentary Government, in London, were supported. A three-year grant of \$90,000 went to the Austrian College for its annual "European Forum" at Alpbach and its educational activities on current problems. The Hansard Society received \$70,000 for assistance over a five-year period for its international program of research, publication, conferences, and lectures aimed at strengthening understanding of representative government.

Assistance to activities devoted specifically to European economic development included the following:

A grant of \$520,000 went to the Association for the Industrial Development of Southern Italy—an organization known as SVIMEZ that conducts research on economic development. The grant gives five-year support for a new center to train economists in problems of economic development.

The European Productivity Agency, Paris, received \$98,400 to finance temporary appointments of American professors of business administration at European universities and institutes. The University of Lausanne, Switzerland, received \$25,000 for research relating to practical problems of European integration.

## OVERSEAS DEVELOPMENT

In many of the world's underdeveloped areas, the Foundation is helping people to improve their educational systems and standards of living by means of relatively small but significant assistance to their own programs of social and economic development. Since 1950, it has appropriated some \$75 million to help thirteen nations of the world to help themselves.

Expert consultants have been made available to these governments to assist them in identifying and solving their problems. Aid has been given to establish new, or to strengthen existing, educational and training institutions, including centers for the training of village extension workers, technical, agricultural, and teacher-training institutes, secondary schools, and universities.

In the coming year, the Foundation will consider extending its program to Africa, Latin America, and Asian countries where it is not now operating. A Foundation team has visited eight countries of Africa, and additional exploratory studies will be made on that continent. Funds will continue to be allotted in the countries encompassed by the present program. Grants during 1957 totaled \$12,808,189.

### **India**

The cornerstone of India's Second Five-Year Plan is a major expansion of heavy industry, including a 250-per-cent increase in steel production. Private steel companies in India have undertaken large construction and training programs, and the government is building three new mills. Young engineers are being sent abroad to be trained to operate the mills. American assistance represents a cooperative effort by the American steel industry, organized steel workers, higher education, and philanthropy.

Under the auspices of the American Iron and Steel Institute, seven American steel companies are providing facilities and funds for a year's in-plant instruction for 200 Indian engineers. Five engineering schools located near the cooperating mills are providing classroom instruction, living quarters, and personal guidance. Through a grant of \$1.5 million,

the Foundation is financing this phase of the program, which is under the general supervision of the Carnegie Institute of Technology.

India's industrial advancement also was aided this year by a five-year grant of \$500,000 to the National Council of Applied Economic Research, which conducts research for government agencies and private industry on problems in economics and management.

An important social aspect of industrial expansion in India is the inevitable additional congestion in its cities. The Foundation provided \$280,200 to enable a team of urban-affairs experts to help carry through a planning project for the capital region of Delhi, which it is hoped will serve as an example in other municipal areas.

The Foundation continued its assistance to India's programs for educational advancement and for the reconstruction of rural village life, both of which are major elements in the development of the nation.

A grant of \$418,000 supports for a four-year period the activities of the All-India Council for Secondary Education, India's principal instrument for reform in secondary education. And a three-year grant of \$357,000 was made for establishing departments of extension services in India's teacher-training colleges for secondary-school instructors.

Many high schools teach in Hindi or the regional languages, whereas university study calls for facility in English. India has established an English Language Teaching Institute to train teachers and to develop appropriate methods and materials for instruction. A grant of \$685,000 will help this project.

Aid to rural development focused largely on health education and research. Additional two-year support of \$258,000 was given for a research-and-action project in environmental sanitation. It is apparent, however, that social and cultural factors are intricately related to methods of health education and that such factors are often more difficult than the technical problems of health. A five-year grant of \$291,000 will enable the Indian Council of Medical Research to promote a closer relationship between the social sciences and health education.

## **Pakistan**

In Pakistan, as in other countries, the Foundation has helped the government establish new types of institutions to carry forward long-term programs of social and economic development.

Last year the Foundation helped finance the planning of academies (one each in East and West Pakistan) to train supervisors and adminis-

trators of village development. This year \$1,017,000 was granted to enable the government to obtain from Michigan State University the staff training and advisory services necessary to begin operating the academies.

Through an arrangement with Harvard University, the Foundation helped Pakistan prepare its First Five-Year Plan and organize a Central Planning Board, both of which became operative in April. A three-year additional grant of \$1.1 million will help strengthen the central and provincial planning agencies by providing for continued advisory, research, and training services.

Technical education has been aided by grants for polytechnic institutes at Karachi and Dacca. A third such institute at Rawalpindi is being supported by a grant of \$450,000. Oklahoma State University of Agriculture and Applied Science is assisting in the development of these institutes.

### **Nepal**

In Nepal, the Foundation has helped establish a home-economics training institute and a village- and small-industries training institute. Both institutes, located in Kathmandu, are now operating successfully. Two grants totaling \$468,650 this year will strengthen the latter and help establish four provincial branches.

### **Indonesia**

Continuing its support to Indonesia's teacher-training colleges, the Foundation granted \$260,640 to enable seventeen prospective faculty members to attend American universities. This brings the total now studying in the United States to twenty-two.

Technical education has been aided primarily through the William Hood Dunwoody Industrial Institute, of Minneapolis, which has provided instructor-advisers to Indonesia's first Technical Teacher Training Institute in Bandung and has trained Indonesians in Minneapolis. A grant of \$162,790 to the Institute at Bandung, now entirely staffed by Indonesians, continues the Dunwoody services and provides other assistance.

Aid to higher education includes support for strengthening instruction and research in economics. Gadjah Mada State University received \$550,000, and Nommensen University, a private institution, \$282,000 to provide graduate training in the United States for future faculty members and to obtain visiting American professors.

Indonesia's new program in community development received \$60,000

for equipment and materials for its first Community Development Training Center and \$62,000 to enable the teaching staff to study rural development and extension methods at the University of Kentucky.

### **Burma**

In response to the recent decision of the government of Burma to expand agricultural education in its high and middle schools, \$44,000 was granted to provide training equipment for six schools that will serve as models.

Another contribution to education was a grant of \$600,000 to the Burma Translation Society, which translates and distributes foreign publications and prepares and produces books for educational use and general circulation. Its program also deals with materials for those who have recently learned to read or whose reading skill is limited. The grant provides funds for technical advisers, equipment, and staff training.

To introduce training for public administration, the government has established an Institute of Public Administration and Management, and the Foundation provided \$92,000 to help set up the Institute's library.

### **Near East**

Eight countries of the Near East—Egypt, Iran, Iraq, Israel, Jordan, Lebanon, Syria, and Turkey—have received Foundation assistance, mainly for projects in education and rural development.

Aid has been given also to institutions and organizations that serve the whole Near East region. Important among these is the American University of Beirut, a major Near Eastern cultural, educational, and research center, which received an additional \$1.5 million for general support over a two-year period.

In Iran, encouraging progress is being made in two related areas: the formation of agricultural cooperatives and the establishment of a system of rural credit. In Iraq, \$400,000 was granted to the Iraq-American Education Association for buildings at the new Al-Hikma University of Baghdad.

Through grants to the Israel Foundation, assistance has been given for applied research on the country's productive capacity. In Jordan, the Foundation has contributed to the work of the Arab Development Society, which operates an experimental farm and vocational school for refugee orphan boys in the Jordan Valley.

In 1956, funds were granted to Jordan, Lebanon, and Syria to help

expand rural teacher training. Syria received \$59,500 this year for two-year training at the University of Georgia of six future faculty members of a new rural teachers college.

In Turkey, provision was made for continued advisory services at experimental high schools to improve Turkey's system of secondary education. Other assistance has made possible the training of teachers and administrators in the United States.

## MISCELLANEOUS GRANTS

This year, as in the past, the Foundation, in recognition of its over-all civic responsibility, made several grants for purposes that do not fall within the scope of its ongoing programs. In addition, a few grants were made to support projects in the State of Michigan, where most of the Foundation's activities were concentrated in its early years. The expenditure for these out-of-program grants amounted to \$1,605,000.

The Foundation Library Center received \$300,000 for four-year support to expand its activities as a service center for information about foundations and to encourage fuller public reporting of foundation activities.

Other grants were: \$475,000 to the National Trust for Historic Preservation in the United States and \$25,000 to the Edison Institute for rebuilding and restoring the Wayside Inn, South Sudbury, Massachusetts; \$200,000 to the Russell Sage Foundation for research studies on philanthropy and \$100,000 to the University of Wisconsin for studies in the history of American philanthropy; \$10,000 to Wayne State University for the establishment of a Retail Memorial Library and for the implementation of a Retailing Management Program; \$2,500 to Radcliffe College for its business program for graduate students; \$7,500 to Grosse Pointe University School for the James B. Webber, Jr., Memorial Scholarship Fund and other purposes; \$300,000 to the United Foundation, of Detroit, \$150,000 to the Canadian Social Science Research Council, \$30,000 to the Detroit Symphony Orchestra, and \$5,000 to Trinity College for general support of their respective programs.

HENRY T. HEALD

# Financial Statements





# THE TREASURER'S REPORT

It is the policy of the Foundation to make available a full review of its financial affairs in the Annual Report. The regular exhibits show detailed information concerning income, expenses, grants, and appropriations for the fiscal year ended September 30, 1957 and a summary of the Foundation's financial position at that date. The following sections are designed to provide a further explanation of financial operations in the year.

## **Income**

Income in 1957 totaled \$102,908,434. This included dividends of \$86,717,374 on the Foundation's holding of 36,132,239 shares of Ford Motor Company Class A stock, which was unchanged during the year. Four dividends at the regular quarterly rate of sixty cents per share were received.

In comparison, total income for 1956 amounted to \$165,888,263. The reduction of income in 1957 is partially attributable to large distributions of funds in payment of grants, resulting in a sizable decline of earning investment assets. Moreover, income of the previous year reflected Ford Motor Company dividends of \$150,020,328, including extra dividends on former holdings of old Class A stock of the Ford Motor Company that were exchanged for new stock in January, 1956, in accordance with the plan of reclassification referred to in the 1956 Annual Report.

The Foundation's return from bond investments increased moderately in 1957, reflecting the general rise in interest rates. This was partially offset by a change in amortization policy eliminating accruals of bond discount income except on investments of very short maturity.

## Grants and Appropriations

New grant and appropriation commitments by the Board of Trustees were \$83,029,117 in the year, comparing with \$602,109,511 in 1956, which included commitments for the College, Medical School, and Hospital programs in the amount of \$500,000,000.

Under the Foundation's method of accounting, grants are treated as a deduction from income only in the fiscal year in which they are approved. Appropriations do not become a charge against income until converted into actual grants. Total grants approved in 1957, including those out of the appropriations of prior years, were \$153,393,616, compared with \$557,778,481 for the previous year. The reserve for appropriations for future grants and projects decreased \$73,011,192 during the past twelve months.

Payments to grantees in the period were \$345,200,897 as compared with \$292,029,222 in 1956, making a total of \$637,230,119 for the two years. At September 30, 1957, the balance of unpaid grants and reserve for appropriations stood at \$198,574,953, all of which is covered by an equivalent amount of short-term bond investments to insure payment of these commitments on schedule. Following is a summary of grants and appropriations for the year:

	<u>GRANTS</u>	<u>RESERVE FOR APPROPRIATIONS</u>	<u>TOTAL</u>
Balance at September 30, 1956. . . . .	\$334,658,193	\$128,735,233	\$463,393,426
Grants approved in the year. . . . .	153,393,616	—	153,393,616
Decrease in reserve for appropriations . . . . .	—	( 73,011,192)	( 73,011,192)
	<u>\$488,051,809</u>	<u>\$55,724,041</u>	<u>\$543,775,850</u>
Grant payments in the year. . . . .	(345,200,897)	—	( 345,200,897)
Balance at September 30, 1957. . . . .	<u>\$142,850,912</u>	<u>\$55,724,041</u>	<u>\$198,574,953</u>

## Fund Balances

Grant approvals, administrative and program expenses, and project expenditures totaled \$159,629,243 in 1957, exceeding income for the year by \$56,720,809. This compares with an income deficiency of \$397,576,503 in 1956. Allowing for the Income Fund balance of \$125,072,623 at the

beginning of 1956, total grants and expenses in the two fiscal years of 1956 and 1957 have amounted to \$329,224,689 more than income earned since the inception of the Foundation. The sale of Ford Motor Company stock in 1956, details of which were given in last year's Annual Report, made possible the use of principal in furtherance of Foundation programs.

The balance of the Principal Fund was \$934,346,365 at the year-end, based on the book or carrying value of assets. However, after deducting the accumulated Income Fund deficiency and reserve for appropriations, the combined fund balances were \$549,397,635 as shown in the accompanying financial statement. This may be thought of as the "net worth" of the Foundation according to the books of account.

It may be noted that the net worth of the Foundation could be appraised at a much higher amount if holdings of Class A stock of the Ford Motor Company, carried on the Foundation books at \$9 per share or a total of \$325,190,151, were valued at a price equivalent to the common stock of the Company into which the Class A stock is convertible or exchangeable under certain conditions. There is no quoted market for the Class A stock. The common stock of the Ford Motor Company closed on September 30, 1957 at \$50.375 per share on the New York Stock Exchange. At this price, the Foundation's holding of Class A stock would have an assumed market valuation of \$1,820,161,539.

### **Investments**

As in the previous year, new investments authorized by the Finance Committee in 1957 were restricted to fixed-income securities. The total bond portfolio was reduced by \$242,976,000 face amount, due primarily to the use of proceeds from maturing securities for the payment of grants in excess of cash income received in the year. At September 30, 1957, maturities of investments in U. S. Government securities and other bonds and notes were as follows:

<u>ISSUES MATURING</u>	<u>FACE AMOUNTS</u>
1957-1960	\$152,958,000
1961-1965	103,051,000
1966-1970	34,575,000
1971 and later	129,679,000
Total	<u>\$420,263,000</u>

The market value of the Foundation's bond holdings declined during 1957 in line with the general downtrend in bond prices, which reflected tight money and a continuing large supply of new issues placed upon the market.

In order to take advantage of market conditions, the Finance Committee authorized a moderate program involving the sale of long-term government bonds and reinvestment in corporate securities at higher yields. Although net capital losses of \$1,202,381 were taken on these and other bond transactions, the result will be to increase the income of the Foundation over a period of time.

The Finance Committee has continued to emphasize the policy of investing primarily in securities having a ready market. Government issues still form a sizable part of the bond portfolio, but further additions to holdings of diversified corporate securities were made during the year.

Real-estate transactions in the year included sale of remaining Foundation property in California and certain undeveloped land in Michigan. The excess of sale proceeds over carrying value amounted to \$64,629 on these sales. There were no other material changes in miscellaneous investment asset holdings.

The financial statements of the Foundation for the year ended September 30, 1957 are presented in the pages which follow, together with the opinion of Price Waterhouse & Co., independent public accountants.

RICHARD W. LAMBOURNE

# ACCOUNTANTS' REPORT


PRICE WATERHOUSE & Co.

56 PINE STREET  
NEW YORK 5

November 1, 1957

To the Board of Trustees of  
The Ford Foundation

In our opinion, the accompanying statements present fairly the assets, liabilities and fund balances of The Ford Foundation as at September 30, 1957 and its income, grants and expenses for the year then ended. Our examination of such statements and the underlying records was made in accordance with generally accepted auditing standards.

  
Price Waterhouse & Co.

THE FORD FOUNDATION

# Statement of Assets, Liabilities and

SEPTEMBER 30, 1957

## ASSETS

<b>Cash</b>		\$3,025,954
<b>Accrued Interest Receivable</b>		2,550,109
<b>Bonds and Notes, at cost less amortization of premiums</b>		
U. S. Government (approximate quoted market \$259,963,000), see page 57	\$272,462,218	
Other (approximate quoted market \$135,129,000), see page 62	<u>142,534,622</u>	414,996,840
<b>Other Securities</b>		
(approximate quoted market \$837,000)		284,054
<b>Ford Motor Company Nonvoting Class "A" Stock</b>		
36,132,239 shares, par value of \$5 each, based upon the valuation for estate tax purposes of the last block of shares received by the Foundation		325,190,151
<b>Real Estate</b>		
(at cost or appraised values)		2,019,154
<b>Receivables, Deposits, and Other Assets</b>		<u>105,051</u>
		<u>\$748,171,313</u>

# Fund Balances

## LIABILITIES AND FUND BALANCES

<b>Unpaid Grants</b>		
see page 96		\$142,850,912
<b>Accounts Payable and Other Liabilities</b>		198,725
<b>Reserve for Appropriations</b>		
see page 98		55,724,041
<b>Fund Balances</b>		
Principal fund:		
Balance, September 30, 1956	\$935,517,038	
Deduct—Excess of book amount of investments over sales proceeds	<u>1,170,673</u>	
Balance, September 30, 1957	<u>934,346,365</u>	
Excess of grants, projects, and expenses over income, from inception to September 30, 1957, see page 56	(329,224,689)	
Appropriations approved by Board of Trustees, as above	<u>(55,724,041)</u>	
	<u>(384,948,730)</u>	<u>549,397,635</u>
		<u>\$748,171,313</u>

THE FORD FOUNDATION

Statement of Income, Grants and Expenses

YEAR ENDED SEPTEMBER 30, 1957

<b>Income:</b>		
Dividends		\$86,742,252
Interest		16,114,863
Other		51,319
		<u>102,908,434</u>

<b>Grants and Projects:</b>		
Grants, see page 96		153,393,616
<b>Projects:</b>		
TV-Radio Workshop (less income of \$908,700 from sponsors)	\$808,841	
Overseas Development Program	434,456	
Miscellaneous (less refunds of \$16,594)	100,897	1,344,194
		<u>1,344,194</u>

<b>Program and Other Expenses:</b>	Compensation and Employee Benefits	Other Expenses	
Program	\$1,233,740	\$734,725	
Overseas field offices	324,066	400,914	
General administrative	1,217,477	980,511	
	<u>2,775,283</u>	<u>2,116,150</u>	4,891,433
			<u>159,629,243</u>

**Excess of Grants, Projects, and Expenses over Income for the year ended September 30, 1957** (56,720,809)

**INCOME FUND DEFICIENCY, September 30, 1956** (272,503,880)

**Excess of Grants, Projects, and Expenses over Income, from Inception to September 30, 1957** (\$329,224,689)

NOTE—Prior to October 1, 1956, the Foundation followed the practice of amortizing purchase premiums and discount on securities held as investments. As at October 1, 1956 this practice was discontinued as regards the amortization of purchase discount on such securities, and the accumulated discount to September 30, 1956 in the amount of approximately \$517,800 has been deducted from interest income for the year ended September 30, 1957. If such practice had not been discontinued, the amortization of such discount for the year ended September 30, 1957 would have amounted to approximately \$834,300 and the income for the year would have been \$1,352,100 greater than that shown.



# Statement of Investments

IN U. S. GOVERNMENT SECURITIES AND OTHER BONDS AND NOTES  
SEPTEMBER 30, 1957

	FACE AMOUNT (in thousands)	COST less amortization of premiums	Approximate QUOTED MARKET not quoted*
<b>U. S. Government</b>			
<b>TREASURY BILLS</b>	\$34,500	\$34,327,716	\$34,336,640
<b>TREASURY CERTIFICATES OF INDEBTEDNESS</b>			
Ser. C 3 $\frac{5}{8}$ %, Dec. 1, 1957	7,200	7,201,125	7,197,750
<b>TREASURY NOTES</b>			
Ser. A 2 $\frac{7}{8}$ %, June 15, 1958	3,000	3,004,154	2,974,688
Ser. A 1 $\frac{7}{8}$ %, Feb. 15, 1959	4,500	4,402,969	4,377,656
Ser. A 4 %, Aug. 1, 1961-59	5,000	5,014,974	5,000,000
Ser. B 4 %, Aug. 15, 1962-60	5,600	5,600,000	5,596,500
<b>TREASURY BONDS</b>			
2 $\frac{1}{2}$ %, Mar. 15, 1958	11,000	10,981,250	10,920,938
2 $\frac{3}{8}$ %, June 15, 1958	30,000	29,927,968	29,653,125
2 $\frac{1}{4}$ %, Sept. 15, 1959-58	13,400	13,210,512	12,960,313
2 $\frac{1}{8}$ %, Nov. 15, 1960	7,500	7,335,259	7,101,563
2 $\frac{3}{4}$ %, Sept. 15, 1961	6,800	6,819,300	6,477,000
2 $\frac{1}{2}$ %, Nov. 15, 1961	52,800	52,184,250	49,648,500
2 $\frac{1}{2}$ %, Aug. 15, 1963	8,000	7,715,781	7,415,000
2 $\frac{1}{2}$ %, Mar. 15, 1970-65	31,000	29,606,563	26,892,500
2 $\frac{1}{2}$ %, Mar. 15, 1971-66	12,000	11,429,063	10,387,500
2 $\frac{1}{2}$ %, Sept. 15, 1972-67	8,500	8,074,375	7,325,938
2 $\frac{1}{2}$ %, Dec. 15, 1972-67	8,500	8,074,687	7,331,250
3 $\frac{1}{4}$ %, June 15, 1983-78	5,000	5,241,371	4,675,000
3 %, Feb. 15, 1995	22,250	22,310,901	19,691,250
Totals—U. S. Government	<u>\$276,550</u>	<u>\$272,462,218</u>	<u>\$259,963,111</u>

FACE AMOUNT  
(in thousands)

COST  
less amortization  
of premiums

Approximate  
QUOTED  
MARKET  
not quoted\*

## Other Bonds and Notes

### U. S. GOVERNMENT AGENCIES

#### Federal National Mortgage Association

Ser. ML 1958-A Notes 2½ %, Jan. 20, 1958	\$9,000	\$8,863,437	\$8,940,938
Secondary Market Operations, Deb. Ser. SM 1958-A 4%, Feb. 10, 1958	5,000	5,004,199	4,985,938
	<u>\$14,000</u>	<u>\$13,867,636</u>	<u>\$13,926,876</u>

### RAILROAD

#### Chesapeake & Ohio Railway Co.

5th Eq. Tr. of 1947 1¾ %, Oct. 15, 1957	\$236	\$230,059	\$236,000
Eq. Tr. of 1956			
3%, Feb. 20, 1958	165	163,555	164,043
3%, Feb. 20, 1959	85	83,867	83,725
3%, Feb. 20, 1962	244	237,622	228,628
3%, Feb. 20, 1963	251	243,440	231,999
3%, Feb. 20, 1964	270	260,829	245,592

#### Erie Railroad Co.

Eq. Tr. of 1947 2nd Ser. 2%, Oct. 15, 1957	280	273,958	280,000
Eq. Tr. of 1949 2¼ %, Dec. 15, 1957	150	147,006	149,265

#### Illinois Central Railroad Co.

Eq. Tr. Ser. 42			
3%, Mar. 1, 1958	147	145,692	146,089
3%, Sept. 1, 1958	307	303,561	302,917
3%, Sept. 1, 1959	187	184,066	181,895
3%, Mar. 1, 1960	205	201,335	197,579
3%, Sept. 1, 1960	330	323,391	315,744
3%, Mar. 1, 1961	140	136,900	132,776
3%, Sept. 1, 1961	309	301,517	290,924
3%, Sept. 1, 1964	218	210,163	196,331

#### Pennsylvania Railroad Co.

Eq. Tr. Ser. W 2½ %, Nov. 1, 1957	446	439,395	444,885
-----------------------------------	-----	---------	---------

#### Seaboard Air Line Railroad Co.

Eq. Tr. Ser. P			
2⅞ %, Nov. 1, 1957	417	413,188	415,958
2⅞ %, Nov. 1, 1958	417	410,779	409,911
2⅞ %, Nov. 1, 1959	327	320,297	316,536
2⅞ %, Nov. 1, 1960	437	425,686	415,543
2⅞ %, Nov. 1, 1961	407	394,343	381,115
2⅞ %, Nov. 1, 1963	394	377,852	357,319
2⅞ %, Nov. 1, 1964	407	388,410	362,678
2⅞ %, Nov. 1, 1965	437	415,059	383,861

	FACE AMOUNT (in thousands)	COST less amortization of premiums	Approximate QUOTED MARKET not quoted*
<b>Southern Pacific Co.</b>			
Participation in Conditional Sales Agreements 3.20%-3.30%, due annually April 1, 1962 to April 1, 1971 in equal amounts of \$500,000 each	5,000	5,000,000	5,000,000*
<b>Southern Railway Co.</b>			
Eq. Tr. Ser. 00 2¼ %, Oct. 15, 1957	142	139,446	142,000
<b>Wabash Railroad Co.</b>			
Eq. Tr. Ser. G			
3%, Apr. 1, 1958	534	529,049	529,995
3%, Apr. 1, 1959	497	490,128	485,967
3%, Apr. 1, 1960	474	465,360	456,272
3%, Apr. 1, 1961	532	520,042	504,762
3%, Apr. 1, 1962	495	481,841	463,122
3%, Apr. 1, 1963	554	537,076	508,794
3%, Apr. 1, 1964	524	505,985	474,587
3%, Apr. 1, 1965	542	521,361	484,331
<b>Western Maryland Railway Co.</b>			
Eq. Tr. Ser 0 2¾ %, Oct. 31, 1957	136	133,734	135,660
	<u>\$16,643</u>	<u>\$16,355,992</u>	<u>\$16,056,803</u>

## PUBLIC UTILITY

<b>American Telephone and Telegraph Co.</b>			
Deb. 3¾ %, July 1, 1990	\$12,000	\$12,320,101	\$10,890,000
<b>Commonwealth Edison Co.</b>			
1st Mtge. Ser. R 3½ %, June 1, 1986	2,000	1,978,750	1,730,000
1st Mtge. Ser. S 4¼ %, Mar. 1, 1987	500	500,000	487,500
<b>Consolidated Edison Co. of New York</b>			
1st and Ref. Mtge. Ser. K 3¾ %, Dec. 1, 1985	5,000	5,047,020	4,250,000
<b>Consumers Power Co.</b>			
1st Mtge. 4%, Aug. 1, 1986	900	908,666	864,000
<b>Detroit Edison Co.</b>			
Genl. & Ref. Mtge. Ser. L 3.20%, Jan. 15, 1973	1,500	1,488,750	1,316,250
<b>Duke Power Co.</b>			
1st and Ref. Mtge. Ser. 2.65%, Sept. 1, 1977	3,000	2,796,476	2,355,000
<b>Florida Power &amp; Light Co.</b>			
1st Mtge. 4¾ %, Dec. 1, 1986	500	500,000	487,500
<b>Houston Lighting and Power Co.</b>			
1st Mtge. 2¾ %, Nov. 1, 1974	300	260,640	249,000
<b>Illinois Bell Telephone Co.</b>			
1st Mtge. Ser. B 3%, June 1, 1978	400	319,500	324,500
<b>Interstate Power Co.</b>			
1st Mtge. 5%, May 1, 1987	500	500,000	500,000

	FACE AMOUNT (in thousands)	COST less amortization of premiums	Approximate QUOTED MARKET not quoted*
<b>Louisville Gas &amp; Electric Co.</b> 1st Mtge. 2¾ %, Nov. 1, 1979	800	720,000	624,000
<b>Minnesota Power &amp; Light Co.</b> 1st Mtge. 4¾ %, Mar. 1, 1987	900	929,737	882,000
<b>Mississippi Power Co.</b> 1st Mtge. 3½ %, Sept. 1, 1971	2,000	1,967,500	1,690,000
<b>National Fuel Gas Co.</b> S/F Deb. 5½ %, June 1, 1982	500	506,728	525,000
<b>New York Telephone Co.</b> Ref. Mtge. Ser. I 3¾ %, Apr. 1, 1996	1,700	1,670,800	1,360,000
<b>Niagara Mohawk Power Corp.</b> Conv. Deb. 4½ %, Feb. 1, 1972	550	586,144	575,438
<b>Northern States Power Co. (Minnesota)</b> 1st Mtge. 4¼ %, Sept. 1, 1986	1,500	1,519,698	1,380,000
<b>Pacific Gas and Electric Co.</b> 1st and Ref. Mtge. Ser. Z 3¾ %, Dec. 1, 1988	2,000	1,989,625	1,690,000
<b>Pacific Telephone and Telegraph Co.</b> Deb. 4¾ %, Aug. 15, 1988	1,000	1,024,436	968,750
Deb. 3¾ %, Aug. 15, 1991	2,000	2,104,639	1,720,000
<b>Panhandle Eastern Pipe Line Co.</b> Ser. Deb. 2¾ %, June 1, 1958	750	737,715	736,875
Ser. Deb. 2¾ %, June 1, 1959	750	727,515	721,875
Ser. Deb. 2¾ %, June 1, 1960	750	717,443	710,625
<b>Potomac Electric Power Co.</b> 1st Mtge. 3¾ %, June 1, 1991	1,900	1,902,054	1,624,500
<b>Public Service Co. of Indiana, Inc.</b> 1st Mtge. Ser. F 3½ %, Sept. 1, 1975	1,000	897,200	835,000
<b>Southern California Edison Co.</b> 1st and Ref. Mtge. 3%, Sept. 1, 1965	600	564,625	551,250
1st and Ref. Mtge. Ser. G 3¾ %, Apr. 15, 1981	4,000	3,964,240	3,530,000
<b>Southern California Gas Co.</b> 1st Mtge. Ser. B 3¾ %, June 1, 1981	2,000	2,038,170	1,860,000
<b>Tampa Electric Co.</b> 1st Mtge. 5%, July 1, 1987	1,000	1,015,615	1,027,500
<b>Wisconsin Electric Power Co.</b> 1st Mtge. 3¾ %, Apr. 15, 1986	2,500	2,544,658	2,275,000
	<u>\$54,800</u>	<u>\$54,748,445</u>	<u>\$48,741,563</u>

## INDUSTRIAL

<b>The Atlantic Refining Co.</b> Conv. Sub. Deb. 4½ %, Aug. 15, 1987	\$500	\$500,000	\$525,000
-------------------------------------------------------------------------	-------	-----------	-----------

	FACE AMOUNT (in thousands)	COST less amortization of premiums	Approximate QUOTED MARKET not quoted*
<b>Babcock &amp; Wilcox Co.</b>			
Promissory Notes 3⅞ %, June 1, 1974	3,000	3,000,000	3,000,000*
<b>Bethlehem Steel Corp.</b>			
Cons. Mtge. S/F Ser. I 2¾ %, July 15, 1970	500	436,406	435,000
<b>Champion Paper &amp; Fibre Co.</b>			
Deb. 3%, July 15, 1965	561	510,510	521,730
<b>Douglas Aircraft Co., Inc.</b>			
Conv. Sub. Deb. 4%, Feb. 1, 1977	500	507,500	455,000
<b>General Electric Co.</b>			
Deb. 3½ %, May 1, 1976	5,500	5,525,629	5,211,250
<b>Kaiser Aluminum &amp; Chemical Corp.</b>			
1st Mtge. 4¼ %, Apr. 1, 1981	2,000	2,000,000	2,000,000*
<b>Minnesota and Ontario Paper Co.</b>			
S/F Deb. 3.30%, Mar. 1, 1975	300	259,500	258,000
<b>National Dairy Products Corp.</b>			
Deb. 2¾ %, Dec. 1, 1970	125	104,844	108,438
<b>Pillsbury Mills, Inc.</b>			
Deb. 3⅞ %, Dec. 1, 1972	329	286,230	296,100
<b>The Superior Oil Co.</b>			
Deb. 3¾ %, July 1, 1981	2,500	2,500,000	2,312,500
<b>Tidewater Oil Co.</b>			
S/F Deb. 3½ %, Apr. 1, 1986	1,500	1,500,000	1,275,000
<b>United States Steel Corp.</b>			
Ser. Deb.			
2.40%, Aug. 1, 1959	254	246,512	244,475
2½ %, Aug. 1, 1960	1,435	1,379,013	1,359,663
2.55%, Aug. 1, 1961	1,079	1,029,640	1,006,168
2.60%, Aug. 1, 1962	1,085	1,032,672	995,488
2.65%, Aug. 1, 1963	2,672	2,464,523	2,424,840
2.65%, Aug. 1, 1964	1,130	1,021,669	1,008,525
	<u>\$24,970</u>	<u>\$24,304,648</u>	<u>\$23,437,177</u>

## FINANCIAL

### General Electric Credit Corp.

#### Notes

3.76%, Oct. 9, 1957	\$2,000	\$2,000,000	\$2,000,000*
3.92%, Dec. 18, 1957	2,000	2,000,000	2,000,000*
3.92%, Dec. 26, 1957	2,000	2,000,000	2,000,000*
3.92%, Jan. 2, 1958	2,000	2,000,000	2,000,000*
3.92%, Jan. 8, 1958	2,000	2,000,000	2,000,000*
3¼ %, Mar. 26, 1958	5,000	5,000,000	5,000,000*

	FACE AMOUNT (in thousands)	COST less amortization of premiums	Approximate QUOTED MARKET not quoted*
<b>Sears Roebuck Acceptance Corp.</b>			
Notes 4%, Jan. 15, 1958	1,500	1,500,000	1,500,000*
Notes 4%, Jan. 22, 1958	1,500	1,500,000	1,500,000*
Deb. 5%, July 15, 1982	1,000	979,369	1,018,750
	<u>\$19,000</u>	<u>\$18,979,369</u>	<u>\$19,018,750</u>

## CANADIAN

### British Columbia Toll Highways and Bridges Authority

S/F Deb. Ser. B 3¾%, June 15, 1976 (guaranteed by Province of British Columbia)	\$1,350	\$1,317,375	\$1,208,250
------------------------------------------------------------------------------------	---------	-------------	-------------

### Canadian Pacific Railway Co.

Conv. Coll. Tr. 3½%, Oct. 1, 1966	450	479,847	398,250
-----------------------------------	-----	---------	---------

### Pacific Great Eastern Railway Co.

S/F Deb. 4¾%, Apr. 15, 1982 (guaranteed by Province of British Columbia)	500	482,500	481,250
-----------------------------------------------------------------------------	-----	---------	---------

### Toronto, Municipality of Metropolitan

S/F Deb. 4½%, June 1, 1976	2,000	1,998,810	1,860,000
	<u>\$4,300</u>	<u>\$4,278,532</u>	<u>\$3,947,750</u>

## OTHER

### International Bank for Reconstruction and Development

Interim Certificates 3%, 1961 (guaranteed principal and interest by International Bank) for 3% Serial Bonds, 1961, of:

Administración General de las Usinas

Eléctricas y los Teléfonos del Estado (guaranteed by Republic of Uruguay)	\$1,650	\$1,650,000	\$1,650,000*
------------------------------------------------------------------------------	---------	-------------	--------------

Electricity Supply Commission (guaranteed by the Union of South Africa)	824	824,000	824,000*
----------------------------------------------------------------------------	-----	---------	----------

Ferrocarril del Pacífico S. A. de C. V. (guaranteed by the Government of Mexico)	1,556	1,556,000	1,556,000*
-------------------------------------------------------------------------------------	-------	-----------	------------

India, Government of	3,075	3,075,000	3,075,000*
----------------------	-------	-----------	------------

Nacional Financiera S. A. and Comisión Federal de Electricidad (guaranteed by the Government of Mexico)	2,099	2,099,000	2,099,000*
---------------------------------------------------------------------------------------------------------------	-------	-----------	------------

Thailand, Kingdom of	796	796,000	796,000*
----------------------	-----	---------	----------

	<u>\$10,000</u>	<u>\$10,000,000</u>	<u>\$10,000,000</u>
--	-----------------	---------------------	---------------------

Totals—Other Bonds and Notes	<u>\$143,713</u>	<u>\$142,534,622</u>	<u>\$135,128,919</u>
------------------------------	------------------	----------------------	----------------------

<b>GRAND TOTALS</b>	<u>\$420,263</u>	<u>\$414,996,840</u>	<u>\$395,092,030</u>
---------------------	------------------	----------------------	----------------------

THE FORD FOUNDATION

# Statement of Grants

FOR THE YEAR ENDED SEPTEMBER 30, 1957

	UNPAID Sept. 30, 1956	changes during period		UNPAID Sept. 30, 1957
		GRANTS (Cancellations)	PAYMENTS (Refunds)	
<b>Education in the United States</b>				
<b>American Association of University Professors</b> Retired Faculty Members Registry		<b>\$102,500</b>	\$22,500	\$80,000
<b>American Geographical Society of New York</b> Internship program	\$112,000		28,000	84,000
<b>American Historical Association</b> Bibliographies of British history and civilization	54,000			54,000
Service center for teachers of history	115,200		51,200	64,000
<b>Association of American Colleges</b> Preparation of "Guide to Graduate Study"		<b>25,000</b>	25,000	
Retired Faculty Members Registry		<b>102,500</b>	22,500	80,000
<b>Council for Financial Aid to Education, Inc.</b> Campaign to widen support for America's institutions of higher learning		<b>50,000</b>		50,000
<b>Fund for Adult Education</b> General program	13,125,000		4,375,000	8,750,000
<b>Fund for the Advancement of Education</b> Studies and experiments to improve secondary and higher education in the United States	10,346,653	<b>300,854</b>	5,434,631	5,212,876
<b>Kalamazoo College</b> Program in recruitment and preparation of teachers		<b>25,000</b>	11,500	13,500
<b>Massachusetts Institute of Technology</b> Secondary-school physics course		<b>500,000</b>		500,000
<b>Mathematical Association of America, Inc.</b> Committee on the Undergraduate Program		<b>150,000</b>	75,000	75,000
<b>National Education Association of the United States</b> Study of educational implications of research and development in mental health and mass communications		<b>(1,268)</b>	(1,268)	
<b>National Merit Scholarship Corporation</b> Undergraduate college scholarships	15,545,490		1,801,637	13,743,853
<b>North Carolina, University of</b> Meeting of International Comparative Literature Association in the United States	20,000			20,000

	changes during period			UNPAID Sept. 30, 1957
	UNPAID Sept. 30, 1956	GRANTS (Cancellations)	PAYMENTS (Refunds)	
<b>Society for the Advancement of Education</b> Support of publication, "School and Society"		20,000	20,000	
<b>Teachers Insurance and Annuity Association of America</b> Extension of medical and disability insurance coverage of college and other educational groups		684,762	684,762	
<b>Washington University</b> Conference on college and university administration		50,900	50,900	
<b>College Grants Programs</b>				
<b>Endowment Grants</b>				
Improvement of teachers' salaries in 630 colleges and universities (see pages 99-114)	104,372,000		104,372,000	
<b>Accomplishment Grants</b>				
Advancement of academic program of 126 colleges and universities (see pages 115-119)	25,408,000		25,408,000	
<b>Educational Television</b>				
<b>American Council on Education</b>				
Joint Council of Educational Television		125,000	125,000	
<b>Educational Television and Radio Center</b>				
Development and information activities		113,550	113,550	
General program	6,263,340		2,022,000	4,241,340
<b>National Association of Educational Broadcasters</b>				
Projects in the professional development of education by television and radio		97,000	97,000	
<b>Released Time of Faculty for Educational Television Programing</b>				
Alabama, University of	37,500		37,500	
Boston University		37,500		37,500
Detroit, University of	37,500		37,500	
Nebraska, University of	37,500		37,500	
North Carolina, University of		37,500	37,500	
North Carolina State College	37,500		37,500	
Wisconsin, University of		37,500		37,500
<b>Medical Education</b>				
<b>Medical School Grants Program</b>				
Strengthening instruction at private medical schools (see pages 120-121)		68,250,000	68,250,000	
<b>National Fund for Medical Education</b>				
Strengthening financial support for medical schools throughout the United States		1,393,907	1,393,907	
<b>Problems of Libraries</b>				
<b>Alexander Turnbull Library</b>				
Microfilms of English books printed before 1640	9,000		9,000	



	UNPAID Sept. 30, 1956	changes during period		UNPAID Sept. 30, 1957
		GRANTS (Cancellations)	PAYMENTS (Refunds)	
<b>Council on Library Resources, Inc.</b> Research and demonstration in the solution of problems of libraries	4,986,267		736,267	4,250,000
<b>Folger Shakespeare Memorial Library</b> Exploration of ways to advance library services	9,000	(13,411)	(4,411)	
<b>Library of Congress</b> Microfilming foreign documents	5,000			5,000
<b>Pacific Northwest Library Association</b> Study of Northwest library facilities	26,600	16,000	26,600	16,000
<b>Woodrow Wilson National Fellowships</b>				
<b>Association of American Universities</b> Graduate fellowships for potential college teachers		200,000	200,000	
<b>Woodrow Wilson National Fellowship Foundation</b> Graduate fellowships for potential college teachers		24,500,000	750,000	23,750,000
Totals—Education in the United States	\$180,547,550	\$96,804,794	\$216,287,775	\$61,064,569

## Humanities and Arts

<b>American Council of Learned Societies</b> General support		\$2,637,000	\$527,400	\$2,109,600
Revision of "Short-Title Catalogue of English Books"		88,500	88,500	
<b>American Music Center, Inc.</b> Experiment in multiple regional performances of new symphonic works		210,000		210,000
<b>American Philosophical Association</b> Conferences of Inter-American Philosophical Society	\$25,000	(25,000)		
<b>American Philosophical Association, Western Division</b> Conferences of Inter-American Philosophical Society		25,000	25,000	
<b>City Center of Music and Drama, Inc.</b> Demonstration of modern American repertoire by the New York City Opera Company		105,000		105,000
<b>Lincoln Center for the Performing Arts, Inc.</b> General program		2,500,000		2,500,000
<b>Minneapolis Society of Fine Arts</b> Experimental development of curriculum of Minneapolis School of Art		150,000		150,000
<b>New Orleans Opera House Association</b> Debuts for talented young singers by Experimental Opera Theatre of America		165,000		165,000
<b>Play House (Cleveland)</b> Experimental program to develop talented actors and strengthen the American repertory theater		130,000		130,000

	changes during period			UNPAID Sept. 30, 1957
	UNPAID Sept. 30, 1956	GRANTS (Cancellations)	PAYMENTS (Refunds)	
<b>University Presses Program</b>				
<b>Scholarly publication in the humanities and social sciences</b>				
California, University of (Berkeley)		14,300	14,300	
Chicago, University of		36,000	36,000	
Columbia University Press		25,700	25,700	
Cornell University		8,400	8,400	
Duke University		4,000	4,000	
Florida, University of		2,800	2,800	
Georgia, University of		2,500	2,500	
Harvard University		39,500	39,500	
Henry E. Huntington Library and Art Gallery		3,100	3,100	
Illinois, University of		5,600	5,600	
Indiana, University of		6,600	6,600	
Johns Hopkins University		10,400	10,400	
Kentucky, University of		4,100	4,100	
Louisiana State University and Agricultural and Mechanical College		5,400	5,400	
Michigan, University of		6,000	6,000	
Minnesota, University of		10,000	10,000	
Nebraska, University of		2,900	2,900	
New Mexico, University of		5,400	5,400	
North Carolina Press, Inc., University of		10,300	10,300	
Notre Dame, University of		3,400	3,400	
Oklahoma, University of		12,700	12,700	
Pittsburgh, University of		3,600	3,600	
Princeton University Press		27,600	27,600	
Rutgers University		8,200	8,200	
Southern Methodist University		2,500	2,500	
Stanford University		14,100	14,100	
Syracuse University		3,900	3,900	
Texas, University of		3,900	3,900	
Toronto, University of		8,500	8,500	
Washington, University of		3,800	3,800	
Wisconsin, University of		3,700		3,700
Yale University Press, Inc.		18,000	18,000	
Totals—Humanities and Arts	\$25,000	\$6,302,400	\$954,100	\$5,373,300

## Science and Engineering

### American Institute of Physics, Inc.

Aid for its "future physicists fund"

\$15,000      \$15,000

### Florida, University of

Planning study for a science and technology center

75,000

\$75,000

### National Academy of Sciences

Research and educational activities in program of International Geophysical Year

600,000

600,000

Totals—Science and Engineering

\$690,000

\$615,000

\$75,000

	changes during period			
UNPAID	GRANTS	PAYMENTS	UNPAID	
Sept. 30, 1956	(Cancellations)	(Refunds)	Sept. 30, 1957	

## Public Affairs

### Citizen Understanding and Participation

<b>American Heritage Foundation</b>				
Research and education in registration and voting		\$150,000	\$50,000	\$100,000
<b>American Political Science Association</b>				
Seminars for younger journalists reporting state and local government and politics	\$25,000		12,500	12,500
<b>Center for Information on America, Inc.</b>				
Instruction in American civics and current affairs for secondary-school students	65,000		30,000	35,000
<b>National Archives Trust Fund Board</b>				
Documentary history of the ratification of the Constitution and first ten amendments		125,000		125,000
<b>National Civil Service League</b>				
Public education on the career public service		40,000		40,000
<b>Princeton University</b>				
Publication of Thomas Jefferson papers		100,000		100,000

### Leadership in Public Affairs

<b>American Society for Public Administration</b>				
Expansion of its activities and membership	215,000		80,000	135,000
<b>Brookings Institution</b>				
Training conferences for federal executives	218,500		100,000	118,500
<b>Chicago, University of</b>				
Executive-development program for public and civic-organization personnel		175,000	60,000	115,000
Scholarships to summer institute in executive development for top-level federal administrators		25,000	25,000	
<b>Citizenship Clearing House</b>				
General program		775,000		775,000
<b>Colorado, University of</b>				
Conference on problems of educating lawyers for public responsibility and leadership		(891)	(891)	
<b>Fair Campaign Practices Committee, Inc.</b>				
General support		20,000	5,500	14,500
<b>Harvard University</b>				
Studies in national-defense policy	145,700		70,000	75,700
<b>Law Center Foundation, Inc.</b>				
Citizenship Clearing House	775,000	(775,000)		
<b>National Forensic League</b>				
Interschool debating forums and student legislative assemblies	24,000			24,000

	UNPAID Sept. 30, 1956	changes during period GRANTS (Cancellations)	PAYMENTS (Refunds)	UNPAID Sept. 30, 1957
<b>National 4-H Club Foundation of America, Inc.</b> Establishment of its national center	490,000		490,000	
<b>New York University</b> Executive-development program for city and local employees in New York metropolitan area		250,000		250,000
<b>Public Personnel Association</b> Survey and evaluation of public-personnel research resources		18,225	18,225	
<b>The Legislative Process</b>				
<b>American Political Science Association</b> Congressional-fellowship program		211,250	42,250	169,000
<b>California, University of (Berkeley)</b> Inter-university program of legislative internships		200,000		200,000
<b>Columbia University</b> Research and publication on state constitutional amendment and revision		160,000	106,780	53,220
<b>National Municipal League</b> Research and education on constitutional amendment and revision		150,000	60,000	90,000
<b>Rutgers University</b> Study of selected state constitutional problems		15,000	15,000	
<b>Washington State Research Council, Inc.</b> Pre-legislative conference of members of Washington State Legislature		24,397	24,397	
<b>West Virginia University</b> Pre-legislative conference of members of West Virginia Legislature and public leaders		23,000	23,000	
<b>Law and Society</b>				
<b>American Bar Foundation</b> Survey of the administration of criminal justice	122,500		122,500	
<b>Association of American Law Schools</b> Preparation and publication of a volume on the problems of lawyer education for public affairs		7,500	7,500	
Study of resources for American legal education		10,300	10,300	
<b>Columbia University</b> Teacher training at School of Law	225,000		25,000	200,000
<b>Harvard University</b> Teacher training at School of Law	500,000		50,000	450,000
<b>National Legal Aid Association</b> General program	200,000		100,000	100,000

	changes during period			
	UNPAID	GRANTS	PAYMENTS	UNPAID
	Sept. 30, 1956	(Cancellations)	(Refunds)	Sept. 30, 1957
<b>Science and Art of Government</b>				
<b>California, University of (Berkeley)</b>				
Rotating research professorship in governmental affairs	200,000		25,000	175,000
<b>Chicago, University of</b>				
Rotating research professorship in governmental affairs	175,000			175,000
<b>Columbia University</b>				
Rotating research professorship in governmental affairs	175,000			175,000
<b>Harvard University</b>				
Rotating research professorship in governmental affairs	175,000		25,000	150,000
<b>Minnesota, University of</b>				
Survey of the study of politics		18,190		18,190
<b>Princeton University</b>				
Rotating research professorship in governmental affairs	200,000			200,000
<b>Social Science Research Council</b>				
National senior research program in governmental affairs		540,000		540,000
Research on processes of American government	340,000		100,000	240,000
<b>Syracuse University</b>				
Inter-university Case Program		325,000	65,000	260,000
<b>West Virginia University</b>				
Research and study in political science		15,000		15,000
<b>Yale University</b>				
Rotating research professorship in governmental affairs	175,000			175,000
Totals—Public Affairs	\$4,445,700	\$2,601,971	\$1,742,061	\$5,305,610

## Urban and Regional Problems

<b>Boston College</b>				
Research and education on problems of metropolitan Boston		\$81,500		\$81,500
<b>Cleveland Metropolitan Services Commission</b>				
Research and training in fiscal problems of metropolitan government		125,000	\$25,000	100,000
<b>Community Studies, Inc.</b>				
Research and related activities on metropolitan-area problems in Kansas City, Missouri, and Peoria, Illinois		70,000	70,000	

	UNPAID Sept. 30, 1956	changes during period		UNPAID Sept. 30, 1957
		GRANTS (Cancellations)	PAYMENTS (Refunds)	
<b>Delaware River Basin Research, Inc.</b> Study of governmental organization for development of water resources of Delaware River		131,000	75,000	56,000
<b>Harvard University</b> Graduate fellowships in metropolitan studies	\$15,000		6,000	9,000
<b>Institute of Public Administration</b> Conference on research in metropolitan government		2,500	2,500	
<b>National Municipal League</b> General program	70,000		40,000	30,000
<b>North Carolina, University of</b> Regionally oriented program of urban studies		527,000	103,000	424,000
<b>Pennsylvania, University of</b> Development of education for city planning		410,000	85,000	325,000
<b>Regional Plan Association, Inc.</b> Reappraisal of techniques and organization of regional planning		25,000	25,000	
Study of New York metropolitan region	165,000		75,000	90,000
<b>St. Louis University</b> St. Louis metropolitan research study; St. Louis referendum campaign		12,500	12,500	
<b>Southern California, University of</b> Planning on inter-university approach to urban problems in the California region		25,000	25,000	
<b>Washington University</b> St. Louis metropolitan research study; St. Louis referendum campaign		12,500	12,500	
Totals—Urban and Regional Problems	\$250,000	\$1,422,000	\$556,500	\$1,115,500

## Economic Development and Administration

### Education for Business

<b>American Association of Collegiate Schools of Business</b> Intercollegiate clearinghouse for case materials in business administration		\$120,000	\$40,000	\$80,000
<b>Belgian Productivity Center (Brussels)</b> Training program in the United States for Belgian business executives	\$50,000		12,000	38,000
<b>Business Administration Case-Method Seminar</b> Fellowship assistance to faculty members attending case-method seminars at Harvard University:				
Alabama, University of		951	951	
Boston College		800	800	

	changes during period			UNPAID Sept. 30, 1957
	UNPAID Sept. 30, 1956	GRANTS (Cancellations)	PAYMENTS (Refunds)	
Cornell University		846	846	
Dalhousie University		900	900	
Denver, University of (Colorado Seminary)		1,032	1,032	
Fordham University		825	825	
Indiana University		896	896	
Kansas, University of		955	955	
Louisiana State University		994	994	
Massachusetts Institute of Technology		800	800	
Montana State University		1,102	1,102	
New York University		826	826	
North Carolina, University of		800	800	
Northwestern University		913	913	
Pittsburgh, University of		869	869	
South Dakota, University of		965	965	
Stanford University		1,151	1,151	
Syracuse University		838	838	
Tulsa, University of		982	982	
Utah, University of		1,089	1,089	
Western Ontario, University of		883	883	
<b>California, University of (Berkeley)</b>				
Collection of business cases by the School of Business Administration	25,000		10,000	15,000
Participation in Australian Institute of Political Science Summer School, 1957		1,453	1,453	
Study of business education		1,000	1,000	
Study of the Department of Economics		(4,500)	(4,500)	
<b>Carnegie Institute of Technology</b>				
Doctoral program in the Graduate School of Administration	200,000		100,000	100,000
Rotating research professorship in economics; research support		750,000	550,000	200,000
Summer seminar in New Developments in Business Administration		46,500	46,500	
<b>Chicago, University of</b>				
Research workshops in economics	160,000			160,000
International conference on restrictive business practices		18,000	18,000	
<b>Colorado, University of</b>				
Summer conference for educators on management of small business		(5,600)	(5,600)	
<b>Columbia University</b>				
Curriculum revisions and improvements in Graduate School of Business		150,000	65,000	85,000
Research and training in Graduate School of Business	312,500		87,500	225,000
<b>Cornell University</b>				
Research program in Graduate School of Business and Public Administration		99,000		99,000
<b>European Productivity Agency (Paris)</b>				
Attendance by European trade unionists at Harvard University Trade Union Program		24,666	24,666	

	changes during period			UNPAID Sept. 30, 1957
	UNPAID Sept. 30, 1956	GRANTS (Cancellations)	PAYMENTS (Refunds)	
<b>Grinnell College</b>				
Experimental courses in business		<b>28,000</b>	10,050	17,950
<b>Harvard University</b>				
Research professorships at Graduate School of Business Administration and support of research and advanced training activities	600,000		200,000	400,000
<b>Institute of Social Studies (The Hague)</b>				
Fellowship assistance to foreign students		<b>31,250</b>	8,400	22,850
<b>Massachusetts Institute of Technology</b>				
Research in management problems at School of Industrial Management		<b>275,000</b>	40,000	235,000
<b>New York University</b>				
Visiting-professorship program at School of Commerce, Accounts, and Finance		<b>60,000</b>		60,000
<b>Northwestern University</b>				
Educational program of School of Business		<b>250,000</b>	100,000	150,000
<b>Vanderbilt University</b>				
Graduate fellowships in economic development		<b>15,000</b>	15,000	
<b>Yale University</b>				
Graduate training in economics	390,000			390,000
<b>Research on Economic Problems</b>				
<b>American Economic Association</b>				
Cumulative index of economic journals; register of American economists concerned with furthering public economic understanding		<b>38,000</b>		38,000
<b>Brookings Institution</b>				
Research and education in economics and government	650,000		150,000	500,000
<b>Brown University</b>				
Study of regional economic maturity		<b>110,000</b>	27,000	83,000
<b>Buffalo, University of</b>				
Study of "political economy" of radio and television	6,200			6,200
<b>California, University of (Berkeley)</b>				
Study of occupational disability		<b>92,000</b>	36,000	56,000
Study of methods and objectives in liquidating excess stocks of United States farm products		<b>(1,253)</b>	(1,253)	
<b>California, University of (Los Angeles)</b>				
Research on nature of American capitalism	8,300		8,300	
<b>Cambridge, University of</b>				
Research on economic growth	4,200		4,200	
Study of the dynamics of consumer demand		<b>38,000</b>	13,000	25,000
<b>Council for International Progress in Management, Inc.</b>				
Study of status and needs of the management movement in Europe	25,000			25,000



	changes during period			UNPAID Sept. 30, 1957
	UNPAID Sept. 30, 1956	GRANTS (Cancellations)	PAYMENTS (Refunds)	
<b>Florida, University of</b> Research on statistics of construction		2,000	2,000	
<b>Industrial Relations Counselors, Inc.</b> Study of employment and promotions of Negroes in business		43,000	24,000	19,000
<b>Institute of Applied Economics</b> General program	33,300		16,700	16,600
<b>International Economic Association</b> General program	55,000		25,000	30,000
<b>Johns Hopkins University</b> Critical review of literature and statistics on the comparative economic growth of nations	48,000		12,000	36,000
<b>Michigan, University of</b> Study of consumer behavior Research seminar in quantitative economics	38,500	60,000	38,500 20,000	40,000
<b>Minnesota, University of</b> Research seminar for teachers of economics		15,000	15,000	
<b>National Institute of Economic and Social Research, Inc.</b> Comparative study of local-government finance General program		8,400 280,000	8,400 70,000	210,000
<b>National Planning Association</b> Case studies in "United States Business Performance Abroad" Research on long-range economic projections Research on productive uses of nuclear energy	45,000	25,000 25,000	25,000 22,500 25,000	22,500
<b>New Brunswick, University of</b> Research on economic problems of the Canadian Atlantic Provinces	20,000		10,000	10,000
<b>New York University</b> Research on techniques for measurement of family saving	39,600	295,000	39,600	295,000
<b>Northwestern University</b> Research seminar for teachers of economics		15,000	15,000	
<b>Oregon, University of</b> Research on United States foreign-investment experience and public policy		29,860	14,930	14,930
<b>Pennsylvania, University of</b> Study of consumer expenditures, incomes, and savings	26,976		26,976	
<b>Population Reference Bureau</b> General program	5,000		5,000	
<b>Predoctoral, Dissertation, and Faculty Research Fellowships, 1956-57</b> California, University of (Berkeley) Harvard University	8,170	987	8,170 987	

	changes during period			UNPAID Sept. 30, 1957
	UNPAID Sept. 30, 1956	GRANTS (Cancellations)	PAYMENTS (Refunds)	
Iowa, State University of	3,904		3,904	
Michigan State University	5,828		5,828	
Missouri, University of	3,500		3,500	
Pennsylvania, University of	24,492		24,492	
Virginia, University of		611	611	
Wisconsin, University of	21,770		21,770	
Yale University	19,673		19,673	
<b>Predoctoral, Dissertation, and Faculty Research Fellowships, 1957-58</b>				
Alabama, University of		4,080	4,080	
Brown University		6,670	6,670	
Buffalo, University of		8,494	8,494	
California, University of (Berkeley)		4,304	4,304	
California, University of (Los Angeles)		9,575	9,575	
Carnegie Institute of Technology		15,000	15,000	
Chicago, University of		32,160	32,160	
Colorado, University of		13,029	13,029	
Columbia University		36,786	36,786	
Cornell University		10,172	10,172	
Duke University		18,901	18,901	
Florida, University of		3,550	3,550	
Harvard University		82,968	82,968	
Illinois, University of		22,684	22,684	
Indiana University		38,111	38,111	
Iowa State College		7,225	7,225	
Johns Hopkins University		22,920	22,920	
Massachusetts Institute of Technology		35,900	35,900	
McGill University		11,691	11,691	
Michigan, University of		22,700	22,700	
Michigan State University		4,029	4,029	
Minnesota, University of		19,526	19,526	
New York University		4,032	4,032	
North Carolina State College		8,713	8,713	
North Carolina, University of		22,436	22,436	
Northwestern University		19,805	19,805	
Ohio State University		6,930	6,930	
Oregon, University of		9,223	9,223	
Pennsylvania State University		7,340	7,340	
Pennsylvania, University of		22,790	22,790	
Pittsburgh, University of		11,980	11,980	
Princeton University		17,278	17,278	
Purdue University		11,722	11,722	
Stanford University		17,486	17,486	
Syracuse University		4,000	4,000	
Tennessee, University of		2,500	2,500	
Texas, University of		15,703	15,703	
Vanderbilt University		7,400	7,400	
Virginia, University of		4,524	4,524	
Washington University		6,486	6,486	
Washington, University of		23,888	23,888	
Wisconsin, University of		31,325	31,325	
Yale University		16,544	16,544	
<b>Princeton University</b>				
Study of labor as a factor in economic development	125,000			125,000

	changes during period			UNPAID Sept. 30, 1957
	UNPAID Sept. 30, 1956	GRANTS (Cancellations)	PAYMENTS (Refunds)	
<b>Problem-oriented research in economics and business administration</b>				
California, University of (Los Angeles)	150,000		30,000	120,000
Duke University		60,000	10,000	50,000
Harvard University		125,000	25,000	100,000
Indiana University	80,500		21,000	59,500
Johns Hopkins University		40,000	8,000	32,000
Massachusetts Institute of Technology		75,000	15,000	60,000
Michigan, University of	80,000			80,000
Minnesota, University of	125,000		24,900	100,100
North Carolina, University of	15,000		15,000	
Northwestern University	48,500		12,700	35,800
Princeton University		75,000	15,000	60,000
Stanford University	80,000			80,000
Vanderbilt University	75,000		12,500	62,500
Washington, University of		60,000	12,000	48,000
Wisconsin, University of		70,000	14,000	56,000
Yale University		100,000	20,000	80,000
<b>Queens University at Kingston</b>				
Canadian Institute of Economic Research	127,305		27,500	99,805
<b>Resources for the Future, Inc.</b>				
General program of research and education in national resources	410,000		410,000	
<b>Social Science Research Council</b>				
Committee on Economic Growth	50,000		30,000	20,000
Revision of "Historical Statistics of the United States, 1789-1945"	75,000		25,000	50,000
<b>Stanford University</b>				
Research in quantitative analysis of economic development	50,150		30,000	20,150
<b>Stockholm, University of</b>				
Study of changing structure of Swedish economy		100,000	25,000	75,000
<b>Wisconsin, University of</b>				
Research seminar for teachers of economics		15,000	15,000	
<b>Yale University</b>				
Program in economic administration abroad	86,100		33,000	53,100
Training and research in the economic behavior of households	20,000			20,000
<b>Economic Understanding</b>				
<b>Columbia University</b>				
National Manpower Council	535,000		155,000	380,000
<b>Committee for Economic Development</b>				
Essay competition on major economic problems of United States in next twenty years		78,000	8,000	70,000

	changes during period			UNPAID Sept. 30, 1957
	UNPAID Sept. 30, 1956	GRANTS (Cancellations)	PAYMENTS (Refunds)	
<b>Grinnell College</b>				
Program to improve teaching of introductory economics at college level		29,200	14,450	14,750
<b>Harvard University</b>				
Research on structure of the American economy	250,000		40,000	210,000
<b>Joint Council on Economic Education</b>				
General program	150,000	600,000	100,000	650,000
Totals—Economic Development and Administration	\$5,362,468	\$5,085,571	\$4,056,304	\$6,391,735

## Behavioral Sciences

<b>American Psychological Association</b>				
Fifteenth International Congress of Psychology		\$10,000	\$10,000	
<b>American Statistical Association</b>				
Analytical index to "Journal of the American Statistical Association"	\$19,640		19,640	
<b>Behavioral Sciences Grants for Individual Research</b>				
Basic research by twenty-two specified men at the following institutions:				
California, University of (Berkeley)		105,000		\$105,000
Chicago, University of		80,000		80,000
Columbia University		90,700		90,700
Geneva, University of		65,000		65,000
Harvard University		172,900		172,900
Institute of Living (Hartford)		82,500		82,500
Michigan, University of		100,000		100,000
Minnesota, University of		50,000		50,000
Stanford University		50,000		50,000
Swarthmore College		30,000		30,000
Wisconsin, University of		100,000		100,000
Yale University		79,000		79,000
<b>Behavioral Sciences Institutional Grants for Research</b>				
California, University of (Berkeley)		75,000		75,000
Chicago, University of		75,000		75,000
Columbia University		75,000		75,000
Cornell University		75,000		75,000
Harvard University		75,000		75,000
Michigan, University of		75,000		75,000
Yale University		75,000		75,000
<b>California, University of (Berkeley)</b>				
Study of matrilineal kinship systems		4,500	4,500	
<b>Center for Advanced Study in the Behavioral Sciences, Inc.</b>				
General program	1,661,590	5,000,000	1,000,000	5,661,590

	changes during period			UNPAID Sept. 30, 1957
	UNPAID Sept. 30, 1956	GRANTS (Cancellations)	PAYMENTS (Refunds)	
<b>Chicago, University of</b>				
Publication of the journal "Comparative Studies in Society and History"		52,000	11,600	40,400
Research Center in Economic Development and Cultural Change		40,000	40,000	
Research on law and the behavioral sciences	700,000		500,000	200,000
Research and training in evolutionary behavior		75,000	25,000	50,000
<b>Columbia University</b>				
Development and improvement of work in the behavioral sciences	15,000		15,000	
<b>Cornell University</b>				
Cross-cultural studies of child-rearing practices and their effect upon adult personality		3,500	3,500	
<b>Harvard University</b>				
Cross-cultural studies of child-rearing practices and their effect upon adult personality		6,200	6,200	
Development and improvement of work in the behavioral sciences	32,250			32,250
Films on life of South African Bushmen		15,000	15,000	
Seminar on the experimental study of thought processes, Cambridge, England		(2,077)	(2,077)	
Study of matrilineal kinship systems		(4,500)	(4,500)	
<b>Human Relations Area Files, Inc.</b>				
Completion of anthropological files		125,000	75,000	50,000
<b>Illinois, University of</b>				
Practical utilization of the behavioral sciences	60,000		15,000	45,000
Study of regularities of socioeconomic change in economically developing societies	113,790		55,506	58,284
<b>Indiana University</b>				
Archives of the Languages of the World		60,000	60,000	
<b>Institute for Social Research (Oslo)</b>				
General support		25,000	25,000	
<b>Johns Hopkins University</b>				
Establishment of Department of Social Relations		750,000		750,000
<b>London School of Economics and Political Science, Inc. (University of London)</b>				
Research conferences and related activities		18,000	18,000	
<b>McGill University</b>				
Program in the mechanisms of behavior	60,000		60,000	
<b>Michigan, University of</b>				
Development and improvement of work in the behavioral sciences	66,750		66,750	
<b>Minnesota, University of</b>				
Development and improvement of work in the behavioral sciences	89,000			89,000

	changes during period			UNPAID Sept. 30, 1957
	UNPAID Sept. 30, 1956	GRANTS (Cancellations)	PAYMENTS (Refunds)	
<b>National Academy of Sciences</b>				
Committee for Research on Problems of Sex Research by the Committee on Disaster Studies of the National Research Council		<b>75,000</b>		75,000
	64,800		64,800	
<b>National Opinion Research Center</b>				
Development and improvement of work in the behavioral sciences	24,000		24,000	
<b>North Carolina, University of</b>				
Development and improvement of work in the behavioral sciences	171,500		149,000	22,500
<b>Population Council, Inc.</b>				
Research and training in population growth		<b>1,000,000</b>	200,000	800,000
<b>Russell Sage Foundation</b>				
Practical utilization of the behavioral sciences	554,000	<b>250,000</b>	177,000	627,000
<b>Sigmund Freud Archives, Inc.</b>				
Acquisition, transcription, and cataloguing of material related to life and work of Sigmund Freud	22,500			22,500
<b>Social Science Research Council</b>				
Mathematical training for behavioral scientists	102,600		102,600	
Research and training in the behavioral sciences		<b>860,000</b>		860,000
Summer training sessions in the behavioral sciences	75,000		30,000	45,000
<b>Stanford University</b>				
Development and improvement of work in the behavioral sciences	258,000			258,000
Practical utilization of the behavioral sciences	56,250	<b>50,000</b>	18,750	87,500
<b>Yale University</b>				
Cross-cultural studies of child-rearing practices and their effect upon adult personality		<b>3,500</b>	3,500	
Project on technology and work patterns		<b>108,750</b>	40,250	68,500
<b>Grants-in-aid to Facilitate Research</b>				
Association Marc Bloch	8,500		8,500	
Barnwood House Hospital for Mental and Nervous Disorders		<b>4,250</b>	4,250	
California, University of (Berkeley)		<b>25,500</b>	25,500	
California, University of (Los Angeles)		<b>4,250</b>	4,250	
Cambridge, University of	8,500		8,500	
Cornell University		<b>4,250</b>	4,250	
Duke University		<b>4,250</b>	4,250	
Harvard University		<b>21,250</b>	4,250	17,000
Hebrew University Association	4,250		4,250	
Indiana University		<b>8,500</b>	8,500	
Iowa, State University of		<b>4,250</b>	4,250	
Israel Foundations Trustees	4,250		4,250	
London School of Economics and Political Science, Inc.	8,500		8,500	
Manchester, University of		<b>4,250</b>	4,250	

	changes during period			UNPAID Sept. 30, 1957
	UNPAID Sept. 30, 1956	GRANTS (Cancellations)	PAYMENTS (Refunds)	
Massachusetts Institute of Technology		4,250		4,250
Max Planck Institute for the Advancement of Sciences		4,250	4,250	
Michigan, University of		8,500	8,500	
Minnesota, University of		8,500	8,500	
New York School of Social Work, Inc.		4,250	4,250	
Oxford University		4,250	4,250	
Pennsylvania, University of		4,250	4,250	
Princeton University		4,250	4,250	
Swarthmore College	8,500		8,500	
Wisconsin, University of	4,250	4,250	8,500	
Yale University		29,750	29,750	
<b>Totals—Behavioral Sciences</b>	<b>\$4,193,420</b>	<b>\$10,212,223</b>	<b>\$3,011,769</b>	<b>\$11,393,874</b>

## Research in Mental Health

Aarhus, University of		<b>\$215,000</b>	\$30,000	\$185,000
Austen Riggs Center, Inc.	\$283,740		69,460	214,280
California Institute of Technology	360,020			360,020
California, University of (Berkeley)	332,120		104,867	227,253
California, University of (Los Angeles)	400,000			400,000
Cambridge, University of		<b>54,600</b>		54,600
Chestnut Lodge Research Institute, Inc.	202,235			202,235
Chicago, University of				
Counseling Center	280,000		60,545	219,455
Orthogenic School	274,000		68,500	205,500
Cornell University	500,000		27,500	472,500
Foundations' Fund for Research in Psychiatry				
Development of research personnel in mental health	3,121,000		233,445	2,887,555
Research-training grants for psychiatry departments of medical schools		<b>770,000</b>		770,000
Gaustad Hospital		<b>150,000</b>	56,600	93,400
Hampstead Child-Therapy Course and Clinic		<b>115,000</b>	19,000	96,000
Institute of Psychiatry		<b>250,000</b>	69,235	180,765
Johns Hopkins University	230,000		43,955	186,045
Massachusetts General Hospital	250,000			250,000
Menninger Foundation	350,000		35,000	315,000
Mental Health Research Fund				
Research and research-training in mental health in Britain	182,000		35,000	147,000
Michigan, University of	313,000		110,539	202,461
Minnesota, University of	195,439		55,298	140,141
Mount Sinai Hospital and Clinic (Los Angeles)	250,000		75,300	174,700
New York University	200,000		59,459	140,541
Pennsylvania, University of		<b>219,450</b>		219,450
Research Foundation for Mental Hygiene, Inc.	225,000		45,000	180,000
Research Foundation of State University of New York	231,336			231,336
Rochester, University of (Medical Center)		<b>354,750</b>		354,750

	changes during period			UNPAID Sept. 30, 1957
	UNPAID Sept. 30, 1956	GRANTS (Cancellations)	PAYMENTS (Refunds)	
Roscoe B. Jackson Memorial Laboratory	255,000			255,000
Stanford University	267,000		75,570	191,430
Tavistock Institute of Human Relations		<b>225,000</b>		225,000
Worcester Foundation for Experimental Biology, Inc.	320,000		80,000	240,000
Yerkes Laboratories of Primate Biology, Inc.	240,000			240,000
<b>Totals—Research in Mental Health</b>	<b>\$9,261,890</b>	<b>\$2,353,800</b>	<b>\$1,354,273</b>	<b>\$10,261,417</b>

## Youth Development

<b>Harvard University</b> Research in juvenile delinquency		<b>\$165,000</b>	\$33,000	\$132,000
<b>Minnesota, University of</b> Juvenile Officers' Institute		<b>10,000</b>	5,000	5,000
<b>National Probation and Parole Association, Inc.</b> Program to aid courts and agencies in treatment of juvenile delinquents	\$370,000		120,000	250,000
<b>New York School of Social Work, Inc.</b> Comparative study of correctional institutions for juvenile delinquents		<b>129,500</b>	24,500	105,000
<b>Totals—Youth Development</b>	<b>\$370,000</b>	<b>\$304,500</b>	<b>\$182,500</b>	<b>\$492,000</b>

## Problems of the Aging

<b>Florida, University of</b> Study of economic and social adjustments of older people migrating within and between different sections of the United States		<b>\$24,000</b>	\$24,000	
<b>National Social Welfare Assembly, Inc.</b> General program of its National Committee on the Aging		<b>140,000</b>	140,000	
<b>Totals—Problems of the Aging</b>		<b>\$164,000</b>	<b>\$164,000</b>	

## Hospital Aid

<b>Hospital Grants Program</b> Expanding and developing hospital services and facilities (see pages 122-198)	\$97,205,350	<b>\$3,287,985</b>	\$100,493,335	
<b>Hospital Research and Education Trust</b> Hospital counseling in administrative practice		<b>825,000</b>		\$825,000
<b>Totals—Hospital Aid</b>	<b>\$97,205,350</b>	<b>\$4,112,985</b>	<b>\$100,493,335</b>	<b>\$825,000</b>



	changes during period			UNPAID Sept. 30, 1957
	UNPAID Sept. 30, 1956	GRANTS (Cancellations)	PAYMENTS (Refunds)	
<b>International Activities</b>				
<b>Study of Foreign Areas and International Relations</b>				
<b>American Association for the Advancement of Slavic Studies, Inc.</b>				
Publication of the "American Slavic and East European Review"	\$6,000		\$6,000	
<b>American Council of Learned Societies</b>				
Compilation of dictionaries, readers, and texts for development of Oriental studies	170,000		80,000	\$90,000
<b>American Universities Field Staff, Inc.</b>				
Field staff to report on international affairs to universities and other institutions	1,620,000		180,000	1,440,000
<b>Boston University</b>				
Training and research on Africa	80,000	\$50,000	65,000	65,000
<b>Burma, Government of</b>				
Burma Historical Commission	34,770		34,770	
<b>California, University of (Berkeley)</b>				
Cooperative project with University of Indonesia in economics and related fields	120,000		85,000	35,000
Research and training on modern China and other countries of Asia, and Soviet Europe		350,000		350,000
Research on problems of urbanization and cities	160,000			160,000
<b>Chicago, University of</b>				
Inter-university visiting-scholar program		800,000	160,000	640,000
Program in comparative and international education		350,000	25,000	325,000
Study of intercultural relations	87,000		25,000	62,000
Study of means of identifying and measuring factors affecting economic growth		24,000	24,000	
Training on China	15,000		7,500	7,500
<b>Columbia University</b>				
Graduate training and research in international affairs	180,000			180,000
Histories of the Soviet Communist Party	200,000		50,000	150,000
Research on the political evolution of modern China	252,000		84,000	168,000
Slavic-studies fellowships for foreign students		(16)	(16)	
<b>Cornell University</b>				
Evaluation of Indian village-development program		24,900	24,900	
Inter-university field training in Chinese language	78,600		50,000	28,600
Research on institutional change and economic growth		(97)	(97)	
Study of political life in contemporary Indonesia	99,695	18,000	55,000	62,695
<b>Delhi, University of</b>				
Professorship in American civilization and social-political institutions	65,000		26,950	38,050
<b>Emory University</b>				
Summer seminar on international-relations teaching		23,500		23,500

	UNPAID Sept. 30, 1956	changes during period		UNPAID Sept. 30, 1957
		GRANTS (Cancellations)	PAYMENTS (Refunds)	
<b>Fletcher School of Law and Diplomacy</b>				
Research on the Social Democratic Party in Japan	8,463	20,500	28,963	
<b>Grants-in-Aid Funds for Graduate Students Studying Asia, Africa, East Europe, Near East, and Soviet Union</b>				
Boston University		3,600	3,600	
California, University of (Berkeley)		13,600	13,600	
Chicago, University of		3,400	3,400	
Columbia University		21,300	21,300	
Cornell University		10,000		10,000
Harvard University		14,900	14,900	
McGill University		3,500		3,500
Michigan, University of		8,000		8,000
Northwestern University		4,800	4,800	
Pennsylvania, University of		3,300	3,300	
Princeton University	5,000	5,000	5,000	5,000
Stanford University		2,600	2,600	
Washington, University of		5,800		5,800
Yale University		3,600	3,600	
<b>Harvard University</b>				
Center for Middle Eastern Studies		300,000	60,000	240,000
Experimental training program in economic planning and development		25,000	25,000	
Research and publication on modern Chinese economy	162,946		87,650	75,296
<b>Haverford College</b>				
Training Americans for work in Africa, in cooperation with government of the Gold Coast	19,500	(22,475)	(2,975)	
<b>Howard University</b>				
Study program on Africa	7,500	41,918	(582)	50,000
<b>Indonesia, Government of (Faculty of Economics and Institute of Economic and Social Research, University of Indonesia)</b>				
Cooperative project with University of California in economics and related fields	136,130		61,900	74,230
<b>Institute for Intercultural Studies</b>				
Study of Soviet Moslem societies		(838)	(838)	
<b>International African Institute (London)</b>				
General program and expansion of field research		125,000	25,000	100,000
<b>Library of Congress</b>				
Program for improving library services relating to South and Southeast Asia		15,000	15,000	
<b>Massachusetts Institute of Technology</b>				
Research in economic and political development by Center for International Studies	125,000		75,000	50,000
Research program on social and economic development in India by Center for International Studies and Indian research organizations		450,000		450,000
<b>McGill University</b>				
Institute of Islamic Studies		250,000		250,000

	changes during period			UNPAID Sept. 30, 1957
	UNPAID Sept. 30, 1956	GRANTS (Cancellations)	PAYMENTS (Refunds)	
<b>Middle East Institute</b>				
Periodic survey and report on research on Near and Middle East and Africa, north of the Sahara	9,100		9,100	
<b>Modern Language Association of America</b>				
Research on teaching of Chinese and other non-Western European languages		45,000	25,000	20,000
<b>Northwestern University</b>				
Training and research on Africa	134,000		38,000	96,000
<b>Notre Dame, University of</b>				
Training and research on East Europe	28,500		11,500	17,000
<b>Princeton University</b>				
Center of International Studies		194,965	(5,035)	200,000
Inter-university program in Near Eastern language teaching		176,500	35,300	141,200
Training and research on the Near East	275,000		55,000	220,000
<b>Social Science Research Council</b>				
Grants-in-aid program for research on Near and Middle East		150,000		150,000
Grants-in-aid for research by individual specialists and for conferences to advance research on the Soviet and East European area	40,000		40,000	
Program of Committee on Near and Middle East	30,000		20,000	10,000
Publication of "Current Digest of the Soviet Press"	59,400		19,800	39,600
Research on comparative politics	235,000		75,000	160,000
Research and related activities on Soviet Union and Eastern Europe		200,500	100,250	100,250
<b>South African Institute of Race Relations</b>				
Research and education in race relations	50,082		23,080	27,002
<b>Southern California, University of</b>				
Research on political organizations and institutions in contemporary Japan		(2,264)	(2,264)	
<b>Stanford University</b>				
Processing materials on China and Japan	51,400		24,500	26,900
Training and research on China	10,000		5,000	5,000
<b>Tokyo University</b>				
Collection of documents on history of labor movement in Japan	86,440		52,616	33,824
<b>Ukrainian Academy of Arts and Sciences in the United States, Inc.</b>				
Publication and research on Eastern Europe		55,000	12,000	43,000
<b>Washington, University of</b>				
Research on history of the Chinese Communist Party to 1938	15,060		15,060	
Research on Northeast Asia and international relations		350,000	75,000	275,000
<b>Yale University</b>				
Microfilming Japanese historical documents		18,000	18,000	
Study of Indonesian agrarian policy	11,800		11,800	

	changes during period			
	UNPAID	GRANTS	PAYMENTS	UNPAID
	Sept. 30, 1956	(Cancellations)	(Refunds)	Sept. 30, 1957
<b>Exchange of Persons and Information</b>				
<b>America-Italy Society, Inc.</b>				
Visit to United States of prominent Italian author		(5,000)	(5,000)	
<b>American Council on Education</b>				
Survey of Washington International Center		6,400	6,400	
<b>American Friends Service Committee, Inc.</b>				
International Affairs Seminars, Washington, D. C.		30,000	10,000	20,000
<b>American Historical Association</b>				
Visit to the United States by members of Bureau of International Committee of Historical Sciences		15,000		15,000
<b>Asia Society, Inc.</b>				
General program	75,000		25,000	50,000
<b>California, University of (Berkeley)</b>				
Third Biennial Japan-American Mayors' Conference, 1955		(1,385)	(1,385)	
<b>Carnegie Endowment for International Peace</b>				
Bilderberg conference in the United States	30,000	(7,578)	22,422	
<b>Chicago, University of</b>				
Exchange of professors and students and joint research projects with University of Frankfurt	88,800		29,600	59,200
<b>Columbia University</b>				
American Assembly on United States foreign-aid program		85,000	85,000	
American Press Institute seminars for foreign journalists	108,908		26,235	82,673
Assembly and distribution of documents and scholarly materials relating to Russia		(1,548)	(1,548)	
<b>Congress for Cultural Freedom (Paris)</b>				
International conference on changes within Soviet Union		17,500	17,500	
International seminar	40,000	(129)	39,871	
<b>Delhi School of Economics, University of Delhi</b>				
Training and orientation center for foreign specialists working in India	49,785		15,563	34,222
<b>Foreign Policy Association</b>				
General program	1,150,000		325,000	825,000
<b>Governmental Affairs Institute</b>				
Visit to United States of Censor, St. Catherine's Society, Oxford		6,500	6,500	
Visit to United States of ex-mayor of Hamburg		(58)	(58)	
<b>Harvard University</b>				
International Seminar	90,000		35,000	55,000

	changes during period			UNPAID Sept. 30, 1957
	UNPAID Sept. 30, 1956	GRANTS (Cancellations)	PAYMENTS (Refunds)	
<b>Institute of International Education, Inc.</b>				
Fulbright supplementary project, 1952-53		(1,209)	(1,209)	
Fulbright supplementary project, 1953-54		(10,166)	(10,166)	
General program	3,150,000		350,000	2,800,000
Special fellowships to Foundation-selected American and foreign scholars and leaders		200,000	200,000	
United Nations Guide-Interne Project		23,500	23,500	
Visit of American leaders to India		(16,150)	(16,150)	
<b>Institute of Public Administration</b>				
United Nations liaison with nongovernmental organizations working in public administration		25,000	25,000	
<b>International Political Science Association</b>				
International Round Table Conference		13,500	13,500	
<b>International Press Institute (Zurich)</b>				
Exchange of journalists between the United States and the British Commonwealth		66,000	66,000	
<b>Japan Society, Inc.</b>				
Supplementary training for Japanese students in the United States	16,670		8,340	8,330
<b>Michigan, University of</b>				
Midwest seminar, United States foreign policy, 1957	10,000		10,000	
<b>Minnesota, University of</b>				
Midwest seminar, United States foreign policy, 1955		(5,749)	(5,749)	
<b>National Academy of Sciences</b>				
Conference on teaching English as second language		15,000	15,000	
Program of international activities	320,000			320,000
<b>National Association of Foreign Student Advisers</b>				
General program	104,000		26,000	78,000
<b>National Council of Women of the United States</b>				
Visit of international group of women leaders to the United Nations and New York area		5,000	5,000	
<b>National 4-H Club Foundation of America, Inc.</b>				
International Farm Youth Exchange Program	60,000		40,000	20,000
<b>North Central Association of Colleges and Secondary Schools</b>				
Experimental program of instruction in foreign affairs in American high schools		250,000	125,000	125,000
<b>Pennsylvania, University of</b>				
International conference on cultural ties among North Atlantic countries		25,000	25,000	
<b>Union of International Associations (Brussels)</b>				
General program	25,000		20,000	5,000
<b>United States National Student Association</b>				
Scholarship program for foreign student leaders	70,000		36,707	33,293

	changes during period			UNPAID Sept. 30, 1957
	UNPAID Sept. 30, 1956	GRANTS (Cancellations)	PAYMENTS (Refunds)	
<b>World University Service</b>				
American representation at Eighth International Seminar of Canadian W.U.S. in Ghana		5,000	5,000	
<b>World University Service of Canada</b>				
African representation at Eighth International Seminar of Canadian W.U.S. in Ghana		10,000	10,000	
<b>Young Men's Christian Associations</b>				
Committee on Friendly Relations Among Foreign Students.	48,000		12,000	36,000
<b>Fellowship Programs</b>				
<b>Foreign Area and International Relations Training Fellowship Program, 1953-1956</b>	552,754	(16,032)	483,709	53,013
<b>Foreign Area and International Relations Training Fellowship Program, 1957-1958</b>	1,000,000	(177,453)	359,248	463,299
Totals—International Activities	<u>\$11,657,303</u>	<u>\$4,691,436</u>	<u>\$4,553,762</u>	<u>\$11,794,977</u>

## International Legal Studies

<b>Academy of International Law (The Hague)</b>				
International law and related studies		\$90,000		\$90,000
<b>American Law Institute</b>				
Restatement of the foreign-relations law of the United States	\$239,900		\$47,530	192,370
<b>American Society of International Law</b>				
Regional meetings		(10,353)	(10,353)	
<b>California, University of (Berkeley)</b>				
Cooperative program with law school of University of Cologne	119,000		17,000	102,000
<b>Chicago, University of</b>				
International legal studies; law-revision program	875,000		25,000	850,000
<b>Cologne, University of</b>				
Cooperative program with law school of University of California (Berkeley)	125,300		14,350	110,950
<b>Columbia University</b>				
Cooperative program in international studies		68,000	68,000	
International legal studies	1,300,000			1,300,000
Research on joint international business ventures	195,000		130,000	65,000
<b>Egyptian Society of International Law</b>				
Research and training activities		10,500		10,500
<b>Eibun-Horei-Sha, Inc. (Tokyo)</b>				
English translation of Japanese law codes		20,000	20,000	
<b>Harvard University</b>				
International legal studies	500,000			500,000
Training and research relating to tax laws and administration in underdeveloped areas	220,000		132,000	88,000

	changes during period			UNPAID Sept. 30, 1957
	UNPAID Sept. 30, 1956	GRANTS (Cancellations)	PAYMENTS (Refunds)	
<b>Institute of International Education, Inc.</b>				
Cooperative legal studies by American and Japanese law schools	233,167	48,000	84,755	196,412
Visit of dean of Law Faculty, Delhi University, to the United States		3,266	3,266	
Visiting professor in international law at University of Delhi		25,000	25,000	
<b>Miami, University of</b>				
English translation of Latin-American legal material	6,000			6,000
<b>New York University</b>				
Research on legal aspects of uses of waters of international rivers		67,000	24,500	42,500
<b>Northwestern University</b>				
International legal studies		200,000	200,000	
<b>Pennsylvania, University of</b>				
International legal studies		334,000		334,000
<b>Stanford University</b>				
Summer workshop on legal problems of India		24,000	24,000	
Totals—International Legal Studies	\$3,813,367	\$879,413	\$805,048	\$3,887,732

## European Program

<b>American Council on Germany, Inc.</b>				
Triennial Congress of the German Philosophical Society		\$1,000	\$1,000	
<b>American Council on NATO</b>				
Exchange of views between leading citizens of the United States and of European NATO countries		30,000		\$30,000
<b>American Jewish Joint Distribution Committee, Inc.</b>				
Aid to refugees, primarily in Europe	\$10,000	5,000	15,000	
<b>American-Scandinavian Foundation</b>				
Exchange program between Finland and the United States		140,000	17,700	122,300
<b>Association for the Industrial Development of Southern Italy</b>				
Center for Studies of Economic Development		520,000		520,000
<b>Austrian College (Vienna)</b>				
Education and information on European and international problems		90,000		90,000
<b>Austrian National Committee for Hungary</b>				
Aid to Hungarians arriving in Austria		5,000	5,000	
<b>British Council</b>				
Exchange of students, professors, and specialists between the United Kingdom and Poland		25,000	25,000	

	changes during period			UNPAID Sept. 30, 1957
	UNPAID Sept. 30, 1956	GRANTS (Cancellations)	PAYMENTS (Refunds)	
<b>Carl Duisberg Foundation (Cologne)</b>				
Encouragement of equality of opportunity in Europe for advancement in industry and professions		25,000		25,000
<b>Columbia University</b>				
Publication of documents on events of 1956-57 in Poland and Hungary		35,000	35,000	
Research on Hungary		185,000	185,000	
<b>Congress for Cultural Freedom (Paris)</b>				
Aid to Hungarian refugee intellectuals and artists, primarily in Europe		95,000	95,000	
Distribution of publications to East European scholars		12,000	12,000	
International educational activities		500,000		500,000
<b>English Speaking Union</b>				
Visits to the United States by leaders from the United Kingdom	305,000		75,000	230,000
<b>European Center for International Exchange (Brussels)</b>				
General program		150,000	150,000	
<b>European Cultural Center (Geneva)</b>				
Expansion of education program in Europe		40,000	40,000	
<b>European Organization for Nuclear Research (CERN)</b>				
International program of exchange	320,000			320,000
<b>European Productivity Agency (Paris)</b>				
Provide American professors of business management to European universities and training centers		98,400		98,400
<b>German Academic Exchange Service (Bonn)</b>				
Scholarships for Hungarian refugee students		250,250	125,125	125,125
<b>Hansard Society for Parliamentary Government (London)</b>				
General program		70,000		70,000
<b>Hunter College</b>				
Survey and evaluation of Free University of Berlin		(5,425)	(5,425)	
<b>Institute for Theoretical Physics (Copenhagen)</b>				
Study and research by physicists from outside Denmark	150,000		30,000	120,000
<b>Institute of International Education, Inc.</b>				
Exchange of students, professors, and specialists between the United States and Poland		200,000	200,000	
Language training and general orientation at Bard College for Hungarian refugee students		36,000	36,000	
Language training and general orientation for Hungarian refugee students		11,059	11,059	
Language training and general orientation at St. Michael's College for Hungarian refugee students		30,000	30,000	
Language training and general orientation at United States colleges and universities for Hungarian refugee students		45,000	45,000	
<b>International Publications, Inc. (Berlin)</b>				
Support of the international review "Der Monat"		50,000	50,000	



	changes during period			UNPAID Sept. 30, 1957
	UNPAID Sept. 30, 1956	GRANTS (Cancellations)	PAYMENTS (Refunds)	
<b>Lafayette Fellowship Foundation, Inc.</b> Fellowships for French graduate students to study in United States		50,000		50,000
<b>Lausanne, University of</b> Research relating to practical problems of European integration		25,000		25,000
<b>London, University of</b> Scholarships for Hungarian refugee students		139,600	100,000	39,600
<b>National Office of French Universities and Schools</b> Scholarships for Hungarian refugee students		178,750	45,000	133,750
Exchange of students, professors, and specialists between France and Poland		16,000		16,000
<b>North and South Study Center (Naples)</b> Research on population shifts and relocation problems in Southern Italy		15,200	15,200	
<b>Oxford University</b> European political and economic studies at Nuffield College	90,000			90,000
<b>Poznan, University of</b> Provide scholarly and scientific books, periodicals, and related equipment to Poznan and seven other Polish Universities		80,000		80,000
<b>Relief for Refugee Students in Switzerland</b> Scholarships for Hungarian refugee students		45,000	22,500	22,500
<b>Rome, University of</b> Scholarships for Hungarian refugee students		40,000	20,000	20,000
<b>Royal Danish Academy of Sciences and Letters</b> Scholarships for Hungarian refugee students		32,000	16,000	16,000
<b>Royal Institute of International Affairs (London)</b> General program	355,000		65,000	290,000
<b>Royal Institute of Public Administration (London)</b> Case program in public administration		23,500		23,500
<b>Salzburg Seminar in American Studies, Inc.</b> General program	85,000		30,000	55,000
<b>Society for the Advancement of Economic and Socio-Political Education (Frankfurt)</b> Educational activities in Germany	62,500		62,500	
<b>Swedish National Union of Students</b> Scholarships for Hungarian refugee students		32,000	16,000	16,000
<b>University Foundation (Brussels)</b> Scholarships for Hungarian refugee students		120,000	60,000	60,000
<b>World University Service</b> Temporary maintenance of Hungarian refugee students		20,000	20,000	
Totals—European Program	\$1,377,500	\$3,460,334	\$1,649,659	\$3,188,175

	changes during period			UNPAID Sept. 30, 1957
	UNPAID Sept. 30, 1956	GRANTS (Cancellations)	PAYMENTS (Refunds)	
<b>Overseas Development</b>				
<b>Agricultural Bank of Iran</b>				
Program of Alborz Rural Co-op Federation		\$12,000	\$9,300	\$2,700
<b>Agricultural Missions, Inc.</b>				
Preparation of material on Indian villages		14,000		14,000
<b>All Pakistan Women's Association</b>				
Education of women in home economics	\$122,141		28,793	93,348
<b>American Institute of Nutrition</b>				
Fifth International Congress on nutrition in the United States in 1960		25,000		25,000
<b>American University of Beirut</b>				
Conference on rural education		11,500	11,500	
Development of curricula in rural education and vocational training	21,380			21,380
Economic Research Institute	130,000			130,000
Faculty fellowships for advanced study abroad		45,000		45,000
General administrative support	250,000	1,500,000	250,000	1,500,000
Intercultural Institute	120,000			120,000
International Statistical Education Center	61,000		6,000	55,000
<b>American University at Cairo</b>				
Faculty-improvement program		21,160	21,160	
Program of self-evaluation	64,000		43,900	20,100
Social Research Center	180,000		75,000	105,000
<b>Ankara University</b>				
Library school	134,691		100,031	34,660
<b>Arab Development Society</b>				
Agricultural development and village welfare in the Jordan Valley	28,500			28,500
Village-development program in Jordan	400,000			400,000
<b>Bombay, University of</b>				
Training in applied social-science research	60,195		24,540	35,655
<b>Burma, Government of</b>				
Agricultural Institute	193,893		102,180	91,713
Agricultural-training equipment		44,000		44,000
Assistance to the Mass Education Council Program		(247)	(247)	
Audio-visual mobile unit for Directorate of Education	2,500	(2,500)		
Burmese participation in "Advanced Management Program in the Far East," in Philippines		8,500	8,500	
Consulting and training services in government-management accounting	285,000		100,000	185,000
Government Technical Institute	164,481		164,481	
International Institute of Advanced Buddhistic Studies	68,374			68,374
Local-government consulting services	35,000		35,000	
Nutrition Laboratory	7,500	(2,500)	5,000	
Public-administration library		92,000	92,000	
Rangoon Technical High School	255,866		160,015	95,851
<b>Burma Girl Guides Association</b>				
General program		25,500	6,880	18,620

	changes during period			UNPAID Sept. 30, 1957
	UNPAID Sept. 30, 1956	GRANTS (Cancellations)	PAYMENTS (Refunds)	
<b>Burma Translation Society</b> Expansion of publication program		<b>600,000</b>	260,000	340,000
<b>Carnegie Institute of Technology</b> In-service training for Indian engineers in the United States steel industry		<b>15,000</b>	15,000	
<b>Chicago, University of</b> Studies of education extension and student-teacher relationships in Pakistan		<b>87,000</b>	87,000	
<b>Delhi School of Economics, University of Delhi</b> Training in applied social-science research	64,263	<b>6,000</b>	5,378	64,885
<b>Egypt, Government of</b> <b>(Institute of Public Administration)</b> Clerical-secretarial training program for the Egyptian Civil Service	6,500	<b>40,000</b>		46,500
<b>Franklin Publications, Inc.</b> Persian edition of "Columbia-Viking Encyclopedia"	7,000			7,000
<b>Gadjah Mada State University (Indonesia)</b> Acquisition of periodicals Faculty of Economics	5,000	<b>550,000</b>	2,293	2,707 550,000
<b>Gokhale Institute of Politics and Economics (India)</b> Training in applied social-science research	30,962		17,241	13,721
<b>Harvard University</b> Training, research, and other assistance to the Institute of Business Administration, University of Istanbul	85,000		85,000	
<b>Hindustani Talimi Sangh (India)</b> Assistance in obtaining American teachers	935	<b>(935)</b>		
<b>Ikatan Bachelors of Business Administration Indonesia</b> Graduate School of Public and Business Administration	9,832		8,005	1,827
<b>India, Government of</b> Gandhi Memorial Community Center	12,199		12,199	
<i>Ministry of Agriculture</i> Extension departments for agricultural colleges	130,131		196	129,935
Films on rural-development extension program	12,135		9,088	3,047
Public-education program in agriculture	276	<b>(2,708)</b>	(2,432)	
Training centers in village crafts	122,987			122,987
Training centers for village extension workers and pilot village-development projects	972,812	<b>(89,894)</b>		882,918
Training of village extension workers for youth activities		<b>148,500</b>		148,500
Training women for village extension work in home economics	129,436			129,436
<i>Ministry of Commerce and Consumer Industry</i> Architectural services for institutes to serve small industry	40,000	<b>(35,000)</b>	5,000	
Development of village and small-scale industries	1,204,263		1,181,253	23,010

	changes during period			UNPAID Sept. 30, 1957
	UNPAID Sept. 30, 1956	GRANTS (Cancellations)	PAYMENTS (Refunds)	
Extension services for small-industries service institutes; training center for shoe industry	465,000			465,000
Industrial-design exhibit		<b>46,000</b>	46,000	
<i>Ministry of Community Development</i>				
Apprenticeships in village development for selected university students and teachers	85,667			85,667
Organization of village youth activity	189,500			189,500
Strengthening role of village schoolteachers in rural-development areas	800,000			800,000
Training centers for administrative personnel of village-development projects	22,856		22,856	
Training centers in social education for village-development projects	229,253		148,142	81,111
Training for village-development personnel	495,850			495,850
<i>Ministry of Education</i>				
All-India Council for Secondary Education and its field-services staff	150,000		40,850	109,150
Apprenticeships in village development for selected university students and teachers	114,303		52,000	62,303
Development of experimental syllabi for interdisciplinary courses in Indian universities			(2,016)	2,016
English-language teaching institute		<b>685,000</b>		685,000
Implementation of the recommendations of the Secondary Education Commission		<b>(399)</b>	(399)	
Improvement of secondary-education practices		<b>418,000</b>		418,000
Science teaching in secondary schools		<b>36,000</b>		36,000
Secondary and higher education in India	1,982,600	<b>357,000</b>	510,770	1,828,830
<i>Ministry of Health</i>				
Planning for pilot program of community development for urban areas	25,000			25,000
Training centers for public-health staff of village-development projects and associated research-and-action project in environmental sanitation	304,159	<b>258,000</b>	128,318	433,841
<i>Ministry of Heavy Industry</i>				
Research on investment opportunities in India		<b>33,200</b>	33,200	
<i>Ministry of Home Affairs</i>				
Training and research for establishment of a Manpower Directorate	34,000			34,000
<i>Ministry of Labor</i>				
Labor-leader education seminar in India		<b>5,000</b>	1,900	3,100
<i>Ministry of Local Self-Government</i>				
Regional-planning project for Delhi, India		<b>215,500</b>	106,454	109,046
<i>Ministry of Steel, Mines and Fuel</i>				
Training for Indian engineers in management and production methods of the United States steel industry		<b>1,500,000</b>	300,000	1,200,000
<b>India Literacy Board</b>				
Training in the preparation of reading materials for new literates		<b>69,000</b>		69,000
<b>Indian Council of Medical Research</b>				
Social sciences in health education		<b>291,000</b>		291,000
<b>Indian Institute of Public Administration</b>				
General program	233,334		1,000	232,334

	changes during period			UNPAID Sept. 30, 1957
	UNPAID Sept. 30, 1956	GRANTS (Cancellations)	PAYMENTS (Refunds)	
<b>Indonesia, Government of</b>				
Community-development study tour by delegates of Indonesian women's organizations		(1,130)	(1,130)	
Community Development Training Center		60,000		60,000
Cooperative project by Universities of California and Indonesia in economics and related fields		76,500		76,500
English-language teacher-training program	605,000		337,000	268,000
Printing equipment for Ministry of Education		40,000	39,237	763
Technical Teacher Training Institute	45,125	162,790	45,125	162,790
Training of teaching staff of Community Development Training Center		62,000	62,000	
Vocational training in agriculture		250,000	250,000	
<b>Institute of Business Administration of the Faculty of Economics of the University of Istanbul</b>				
Teaching of business administration	95,006		31,104	63,902
<b>Institute of International Education, Inc.</b>				
English-language training in Indonesia		(41,821)	(41,821)	
Indian and Pakistani participation in "Advanced Management Program in the Far East," in Philippines		16,800	16,800	
Indonesian participation in "Advanced Management Program in the Far East," in Philippines		12,809	12,500	309
International team on labor-leader education in India		33,500	33,500	
Program in monetary economics at University of Bombay		30,000	30,000	
Regional-planning project for Delhi, India		12,500	12,500	
Special fellowships in connection with Foundation's Overseas Development program		165,000	165,000	
Study tour by deans of Indonesian teacher-training colleges		(10,708)	(10,708)	
Training abroad for faculty of Indonesian teacher-training colleges	97,110	260,640	219,250	138,500
United States study tour by Indian accountants		8,000	8,000	
<b>Intercultural Publications, Inc.</b>				
Publication of "Perspective of Burma"		49,000	49,000	
<b>International Federation for Housing and Town Planning</b>				
Secretariat for East Asia Regional Organization for Planning and Housing		5,000	5,000	
<b>Inter-University Board for Pakistan</b>				
Conference on comparative culture		16,000		16,000
<b>Iran, Government of</b>				
Village-development program	297,766		35,896	261,870
Youth-activity programs	37,070			37,070
<b>Iran Foundation, Inc.</b>				
Vocational-crafts training school at Shiraz, Iran	168,964		100,000	68,964
<b>Iraq, Government of</b>				
Village-development program	425,000			425,000

	changes during period			
	UNPAID Sept. 30, 1956	GRANTS (Cancellations)	PAYMENTS (Refunds)	UNPAID Sept. 30, 1957
<b>Iraq-American Educational Association in Baghdad</b>				
General support of the Al-Hikma University of Baghdad		400,000		400,000
<b>Jordan Educational and Cultural Association</b>				
Bir-Zeit College and development of junior-college studies	52,000		17,110	34,890
<b>Jordan, Government of</b>				
Development and expansion of teacher-training program	248,910		67,200	181,710
<b>Lebanon, Government of</b>				
Advanced electronics and TV-training program at Ecole des Arts et Métiers	38,890	(38,890)		
Public-administration advisers	9,463		9,463	
Rural teacher-training program	125,500		58,165	67,335
<b>Madras, University of (India)</b>				
Training in applied social-science research	39,150		13,050	26,100
<b>Middle East Institute</b>				
Development and introduction of unified Arabic alphabet in the Near East		69,000	69,000	
<b>Museum of Modern Art</b>				
Third international contemporary-art exhibition, India		8,435	8,435	
<b>Museum Ratna Wartha (Bali)</b>				
General program		7,048	7,048	
<b>National Council of Applied Economic Research (Delhi)</b>				
General program		500,000	130,000	370,000
<b>National 4-H Club Foundation of America, Inc.</b>				
Special International Farm Youth Exchange Program with Burma, 1955, 1956	588	(3,898)	(3,310)	
Special International Farm Youth Exchange Program with India, Pakistan, and Nepal, 1955, 1956	10,815	(16,070)	(5,255)	
Special International Farm Youth Exchange Program with countries of Near East, 1955, 1956		(8,587)	(8,587)	
Special International Farm Youth Exchange Project, 1957		210,000	210,000	
<b>Near East College Association, Inc.</b>				
English-language teaching-improvement program, Robert College and American College for Girls, Turkey		9,000	9,000	
<b>Near East Foundation</b>				
Consultants on agricultural credit and public health	59,550	(56,246)	3,304	
Pilot agricultural-credit program in Iran		(16,691)	(16,691)	
Rural-development program in Syria		(2,286)	(2,286)	
<b>Nepal, Government of</b>				
Village and Small Industries Institute; home-economics training for village women	25,117	468,650	203,300	290,467

	changes during period			UNPAID Sept. 30, 1957
	UNPAID Sept. 30, 1956	GRANTS (Cancellations)	PAYMENTS (Refunds)	
<b>Nommensen University Foundation (Indonesia)</b>				
Faculty of economics of Nommensen University		<b>282,000</b>		282,000
<b>Oklahoma State University of Agriculture and Applied Science</b>				
Study of home-economics education in Pakistan		<b>30,000</b>	30,000	
<b>Pakistan, Government of</b>				
Advisory services in the establishment of two academies for village development		<b>1,017,000</b>	161,502	855,498
College of Agriculture, University of Peshawar	360,000			360,000
National training-within-industry program	22,789		9,690	13,099
Planning and design of two academies of village development	68,000		68,000	
Polytechnic and industrial-training center	25,000			25,000
Program of technical education	305,669		91,169	214,500
Technical assistance to Pakistan National Planning Board	670,000	<b>1,100,000</b>	400,000	1,370,000
Village agricultural and industrial development	152,754		65,000	87,754
<b>Panjab University (India)</b>				
Training in applied social-science research	42,099			42,099
<b>Pennsylvania, University of</b>				
Study of education in architecture and planning in Pakistan		<b>50,000</b>	50,000	
<b>Public Administration Service</b>				
Preliminary study of government-management accounting in Burma	2,833	<b>(2,833)</b>		
<b>Rangoon, University of</b>				
Business-administration program	116,000			116,000
Economic Research Center	7,500		7,500	
<b>Southern Languages Book Trust</b>				
General program	250,016		125,000	125,016
<b>Stanford Research Institute</b>				
Consultation on development of rural industries		<b>7,500</b>	7,500	
<b>Syria, Government of</b>				
Rural-development program	250,000		52,862	197,138
Rural teacher-training college	161,000			161,000
Rural teacher-training program		<b>59,500</b>		59,500
<b>Turkey, Government of</b>				
Pilot program for improvement of secondary-school education	30,000		30,000	
<b>Utkal University (India)</b>				
Training in applied social-science research	39,187	<b>54,000</b>	51,060	42,127
<b>West Pakistan, Government of</b>				
Polytechnic Institute, Rawalpindi		<b>450,000</b>		450,000
Totals—Overseas Development	\$15,433,645	<b>\$12,808,189</b>	\$7,634,811	\$20,607,023

## Miscellaneous Grants

	changes during period			UNPAID Sept. 30, 1957
	UNPAID Sept. 30, 1956	GRANTS (Cancellations)	PAYMENTS (Refunds)	
<b>California Institute of Technology</b> General program	\$105,000	(\$105,000)		
<b>Canadian Social Science Research Council</b> General program		150,000	\$80,000	\$70,000
<b>Detroit Symphony Orchestra, Inc.</b> General program	10,000	30,000	10,000	30,000
<b>Edison Institute</b> Rebuilding and restoration of Wayside Inn at South Sudbury, Massachusetts		25,000	25,000	
<b>Foundation Library Center</b> Information and data collecting regarding philanthropic foundations		300,000		300,000
<b>Grosse Pointe University School</b> James B. Webber, Jr., Memorial Scholarship Fund and other purposes		7,500	7,500	
<b>Merrill-Palmer School</b> General program	400,000		75,000	325,000
<b>National Trust for Historic Preservation in the United States</b> Rebuilding and restoration of Wayside Inn at South Sudbury, Massachusetts		475,000	475,000	
<b>Radcliffe College</b> Business program for graduate students		2,500	2,500	
<b>Russell Sage Foundation</b> Research studies on philanthropy		200,000		200,000
<b>Social Science Research Council</b> General program	200,000		50,000	150,000
<b>Trinity College</b> General program		5,000	5,000	
<b>United Foundation, Inc.</b> General program		300,000	300,000	
<b>Wayne State University</b> Retail Memorial Library and implementation of Retailing Management Program		10,000	10,000	
<b>Wisconsin, University of</b> Studies in history of American philanthropy		100,000	100,000	
Totals—Miscellaneous Grants	\$715,000	\$1,500,000	\$1,140,000	\$1,075,000
<b>GRAND TOTALS</b>	<u>\$334,658,193</u>	<u>\$153,393,616</u>	<u>\$345,200,897</u>	<u>\$142,850,912</u>



# Reserve for Appropriations

FOR GRANTS AND PROJECTS, SEPTEMBER 30, 1957

## EDUCATION

### Educational Facilities Laboratories

Research and information on more efficient school and college facilities \$4,500,000

**Recruitment and Training of College Teachers** 275,000

### Released Time of Faculty

In colleges and universities for educational television programming 975,000

### Teachers Insurance and Annuity Association of America

Extension of medical and disability insurance coverage of educational groups 4,315,238

## HUMANITIES AND ARTS

### University Presses

Scholarly publication in humanities and social sciences 1,419,700

## SCIENCE AND ENGINEERING

### National Academy of Sciences

Research and education in Program of International Geophysical Year 900,000

## PUBLIC AFFAIRS

### American Bar Foundation

Survey of the administration of criminal justice in the United States 1,095,000

### Brookings Institution

Training conferences for high-level Federal executives 121,500

### International Political Science Association

General program 40,000

## URBAN AND REGIONAL PROBLEMS

### Community Studies, Inc.

Urban research on Kansas City, Missouri, and Peoria, Illinois 140,000

### Metropolitan Community Studies, Inc.

Research and study of problems of Dayton, Ohio, area 150,000

### Philadelphia Metropolitan Studies, Inc.

Research and education in metropolitan problems 900,000

### Washington University—St. Louis University

Research on government reorganization in St. Louis city and county. 15,000

## ECONOMIC DEVELOPMENT AND ADMINISTRATION

### Fellowships

Doctoral fellowships in economics and administration, 1958-59 390,000

Faculty research fellowships in economics and business administration, 1958-59 360,000

Faculty research fellowships in economics and administration, 1957-58	3,600
Pre-doctoral and doctoral fellowships in economics and administration, 1957-58	52,820
<b>National Social Welfare Assembly, Inc.</b>	
General program of National Committee on the Aging	360,000
<b>MENTAL HEALTH</b>	
Research and Training in Mental Health	1,927,350
<b>HOSPITAL AID</b>	
Improvement and Expansion of Services of Privately Supported Hospitals	1,477,015
<b>MEDICAL EDUCATION</b>	
National Fund for Medical Education	8,606,092
<b>INTERNATIONAL ACTIVITIES</b>	
Eisenhower Exchange Fellowships, Inc.	540,000
Foreign Area and International Relations Training Fellowships, 1958-59	1,000,000
Foreign Policy Association	
Current activities and service bureau	615,000
Fund for Peaceful Atomic Development, Inc.	
Organization and operations	25,000
Scholarly Materials on Russia	
Assembly and distribution of documentary materials	4,495
<b>INTERNATIONAL LEGAL STUDIES</b>	
Program of Research and Training on Indian Legal Problems	575,000
<b>EUROPEAN PROGRAM</b>	
East European Activity	
Educational and cultural support of refugees from East Europe	63,341
Educational Relations with Poland	
Pilot program involving exchange of persons and scholarly materials	179,000
European Center for International Exchange	50,000
European Refugees Program	7,573
International Press Institute	
International journalists exchange, conferences and related projects	34,000
International Publications, Inc.	
Publication of monthly international review, "Der Monat"	25,000
Lafayette Fellowship Foundation, Inc.	
Study in the United States by young Frenchmen	1,000,000
Other	18,647
<b>OVERSEAS DEVELOPMENT</b>	
Overseas Development Program	22,446,799
Overseas Program Specialists	1,015,500
<b>OTHER</b>	101,371
<b>TOTAL</b>	<b>\$55,724,041</b>

# Privately Supported Colleges

RECEIVING FINAL PAYMENTS AGAINST ENDOWMENT GRANTS  
DURING THE YEAR ENDED SEPTEMBER 30, 1957

	1957 Payments	Total Grants
<b>Alabama</b>		
Athens College, <i>Athens</i>	\$27,500	\$57,500
Birmingham-Southern College, <i>Birmingham</i>	120,500	240,500
Howard College, <i>Birmingham</i>	160,500	310,500
Huntingdon College, <i>Montgomery</i>	93,500	178,500
Judson College, <i>Marion</i>	37,500	77,500
Miles College, <i>Birmingham</i>	71,500	141,500
Spring Hill College, <i>Spring Hill</i>	121,000	241,000
Stillman College, <i>Tuscaloosa</i>	36,000	71,000
Talladega College, <i>Talladega</i>	50,000	100,000
Tuskegee Institute, <i>Tuskegee Institute</i>	212,500	417,500
<b>Arkansas</b>		
Harding College, <i>Searcy</i>	102,000	197,000
Hendrix College, <i>Conway</i>	77,500	147,500
Ouachita Baptist College, <i>Arkadelphia</i>	98,000	188,000
Ozarks, College of the, <i>Clarksville</i>	50,500	100,500
Philander Smith College, <i>Little Rock</i>	80,000	160,000
<b>California</b>		
Art Center School, <i>Los Angeles</i>	116,000	226,000
California College of Arts and Crafts, <i>Oakland</i>	37,500	77,500
California Institute of Technology, <i>Pasadena</i>	533,000	1,058,000
California School of Fine Arts, San Francisco Art Association, <i>San Francisco</i>	20,500	40,500
Chouinard Art Institute, <i>Los Angeles</i>	39,500	74,500
Claremont Colleges, <i>Claremont</i>	12,500	57,500
Claremont Men's College, <i>Claremont</i>	72,000	137,000
Dominican College, <i>San Rafael</i>	70,500	135,500
Golden Gate College, <i>San Francisco</i>	56,500	116,500
Holy Names, College of the, <i>Oakland</i>	63,000	128,000
Immaculate Heart College, <i>Los Angeles</i>	89,000	174,000
La Sierra College, <i>Arlington</i>	55,000	110,000
La Verne College, <i>La Verne</i>	38,500	78,500
Loyola University, <i>Los Angeles</i>	155,500	305,500
Mills College, <i>Oakland</i>	129,000	254,000
Mount Saint Mary's College, <i>Los Angeles</i>	119,500	234,500
Notre Dame, College of, <i>Belmont</i>	50,000	100,000
Occidental College, <i>Los Angeles</i>	199,000	394,000

	1957 Payments	Total Grants
Pacific, College of the, <i>Stockton</i>	171,000	336,000
Pacific Union College, <i>Angwin</i>	79,500	154,500
Pasadena College, <i>Pasadena</i>	70,500	140,500
Pepperdine College, <i>Los Angeles</i>	103,500	198,500
Pomona College, <i>Claremont</i>	247,000	497,000
Redlands, University of, <i>Redlands</i>	194,000	404,000
St. John's College, <i>Camarillo</i>	21,500	46,500
St. Mary's College of California, <i>St. Mary's College</i>	82,500	157,500
St. Patrick's Seminary, <i>Menlo Park</i>	29,500	54,500
San Francisco College for Women, <i>San Francisco</i>	64,000	124,000
San Francisco, University of, <i>San Francisco</i>	206,000	401,000
Santa Clara, University of, <i>Santa Clara</i>	175,000	340,000
Scripps College, <i>Claremont</i>	73,500	143,500
Southern California, University of, <i>Los Angeles</i>	891,000	1,761,000
Stanford University, <i>Stanford</i>	1,129,500	2,224,500
Whittier College, <i>Whittier</i>	124,500	239,500
 <b>Colorado</b>		
Colorado College, <i>Colorado Springs</i>	142,500	277,500
Denver, University of, <i>Denver</i>	440,500	870,500
Loretto Heights College, <i>Loretto</i>	68,000	133,000
Regis College, <i>Denver</i>	88,500	168,500
 <b>Connecticut</b>		
Albertus Magnus College, <i>New Haven</i>	45,000	85,000
Bridgeport, University of, <i>Bridgeport</i>	168,000	333,000
Connecticut College, <i>New London</i>	233,500	458,500
Fairfield University, <i>Fairfield</i>	96,500	186,500
Hartt Musical Foundation, <i>Hartford</i>	45,000	90,000
St. Joseph College, <i>West Hartford</i>	101,500	196,500
Trinity College, <i>Hartford</i>	202,500	392,500
Wesleyan University, <i>Middletown</i>	331,500	666,500
Yale University, <i>New Haven</i>	1,712,000	3,362,000
 <b>District of Columbia</b>		
American University	216,000	436,000
Catholic University of America	552,500	1,082,500
Dunbarton College	41,000	76,000
Georgetown University	472,000	937,000
George Washington University	391,000	776,000
Howard University	35,000	255,000
Trinity College	86,500	171,500
Washington Missionary College	66,000	106,000

	1957 Payments	Total Grants
<b>Florida</b>		
Barry College, <i>Miami</i>	64,000	129,000
Bethune-Cookman College, <i>Daytona Beach</i>	70,500	140,500
Florida Normal and Industrial Memorial College, <i>St. Augustine</i>	23,000	48,000
Florida Southern College, <i>Lakeland</i>	188,000	368,000
Miami, University of, <i>Coral Gables</i>	729,500	1,449,500
Rollins College, <i>Winter Park</i>	143,500	283,500
Stetson University, <i>De Land</i>	179,500	349,500
Tampa, University of, <i>Tampa</i>	81,000	176,000
<b>Georgia</b>		
Agnes Scott College, <i>Decatur</i>	114,500	224,500
Atlanta University, <i>Atlanta</i>	35,000	100,000
Bessie Tift College, <i>Forsyth</i>	37,000	77,000
Brenau College, <i>Gainesville</i>	37,500	82,500
Clark College, <i>Atlanta</i>	77,500	147,500
Emory University, <i>Emory University</i>	487,500	962,500
La Grange College, <i>La Grange</i>	41,500	81,500
Mercer University, <i>Macon</i>	147,000	302,000
Morehouse College, <i>Atlanta</i>	92,000	177,000
Morris Brown College, <i>Atlanta</i>	79,000	154,000
Oglethorpe University, <i>Oglethorpe University</i>	51,500	101,500
Paine College, <i>Augusta</i>	32,000	67,000
Shorter College, <i>Rome</i>	48,500	98,500
Spelman College, <i>Atlanta</i>	66,500	131,500
Wesleyan College, <i>Macon</i>	95,000	190,000
<b>Idaho</b>		
Idaho, College of, <i>Caldwell</i>	74,500	149,500
Northwest Nazarene College, <i>Nampa</i>	48,000	98,000
<b>Illinois</b>		
Art Institute of Chicago, <i>Chicago</i>	99,000	219,000
Augustana College, <i>Rock Island</i>	147,000	297,000
Aurora College, <i>Aurora</i>	39,000	79,000
Barat College, <i>Lake Forest</i>	87,500	172,500
Blackburn University, <i>Carlinville</i>	55,500	105,500
Bradley University, <i>Peoria</i>	288,500	578,500
Carthage College, <i>Carthage</i>	65,500	135,500
Chicago, University of, <i>Chicago</i>	1,846,000	3,621,000
Concordia Teachers College, <i>River Forest</i>	115,500	230,500
Dè Paul University, <i>Chicago</i>	349,500	714,500
Elmhurst College, <i>Elmhurst</i>	97,000	187,000
George Williams College, <i>Chicago</i>	40,000	90,000
Greenville College, <i>Greenville</i>	46,500	86,500
Illinois College, <i>Jacksonville</i>	56,000	111,000
Illinois Institute of Technology, <i>Chicago</i>	458,000	903,000

	1957 Payments	Total Grants
Illinois Wesleyan University, <i>Bloomington</i>	113,500	223,500
Knox College, <i>Galesburg</i>	152,000	302,000
Lake Forest University, <i>Lake Forest</i>	95,500	190,500
Loyola University, <i>Chicago</i>	608,000	1,203,000
MacMurray College for Women, <i>Jacksonville</i>	92,000	182,000
Maryknoll Seminary, <i>Glen Ellyn</i>	34,500	69,500
Millikin University, <i>Decatur</i>	117,000	232,000
Monmouth College, <i>Monmouth</i>	96,000	191,000
Mundelein College for Women, <i>Chicago</i>	121,000	241,000
National College of Education, <i>Evanston</i>	100,500	195,500
North Central College, <i>Naperville</i>	104,000	204,000
Northern Baptist Theological Seminary, <i>Chicago</i>	19,000	34,000
Northwestern University, <i>Evanston</i>	1,559,500	3,059,500
Principia College, <i>Elsah</i>	97,500	192,500
Quincy College, <i>Quincy</i>	96,500	191,500
Rockford College, <i>Rockford</i>	72,000	142,000
Roosevelt University, <i>Chicago</i>	272,500	537,500
Rosary College, <i>River Forest</i>	110,500	250,500
St. Francis, College of, <i>Joliet</i>	76,500	146,500
St. Francis Xavier College for Women, <i>Chicago</i>	94,500	184,500
Wheaton College, <i>Wheaton</i>	218,000	428,000
<b>Indiana</b>		
Anderson College and Theological Seminary, <i>Anderson</i>	91,500	176,500
Butler University, <i>Indianapolis</i>	230,000	465,000
DePauw University, <i>Greencastle</i>	333,500	668,500
Earlham College, <i>Richmond</i>	125,500	245,500
Evansville College, <i>Evansville</i>	150,500	290,500
Franklin College of Indiana, <i>Franklin</i>	66,500	126,500
Goshen College, <i>Goshen</i>	40,000	100,000
Hanover College, <i>Hanover</i>	108,000	213,000
Indiana Central University, <i>Indianapolis</i>	61,500	121,500
Manchester College, <i>North Manchester</i>	86,500	166,500
Notre Dame, University of, <i>Notre Dame</i>	922,500	1,897,500
Rose Polytechnic Institute, <i>Terre Haute</i>	90,500	175,500
St. Joseph's College, <i>Collegeville</i>	130,000	270,000
St. Mary-of-the-Woods College, <i>St. Mary-of-the-Woods</i>	67,500	132,500
St. Mary's College, <i>Notre Dame</i>	119,000	239,000
Taylor University, <i>Upland</i>	53,500	103,500
Valparaiso University, <i>Valparaiso</i>	259,500	509,500
Wabash College, <i>Crawfordsville</i>	135,500	265,500
<b>Iowa</b>		
Briar Cliff College, <i>Sioux City</i>	55,500	105,500
Buena Vista College, <i>Storm Lake</i>	66,500	126,500
Central University, <i>Pella</i>	70,500	140,500
Clarke College, <i>Dubuque</i>	84,000	169,000

	1957 Payments	Total Grants
Coe College, <i>Cedar Rapids</i>	130,000	255,000
Cornell College, <i>Mount Vernon</i>	111,500	221,500
Drake University, <i>Des Moines</i>	318,500	633,500
Dubuque, University of, <i>Dubuque</i>	58,500	113,500
Grinnell College, <i>Grinnell</i>	180,000	350,000
Iowa Wesleyan College, <i>Mount Pleasant</i>	48,000	93,000
Loras College, <i>Dubuque</i>	95,000	230,000
Luther College, <i>Decorah</i>	119,500	229,500
Marycrest College, <i>Davenport</i>	70,500	135,500
Morningside College, <i>Sioux City</i>	98,500	188,500
Parsons College, <i>Fairfield</i>	46,500	86,500
St. Ambrose College, <i>Davenport</i>	97,500	187,500
Simpson College, <i>Indianola</i>	62,000	132,000
Upper Iowa University, <i>Fayette</i>	44,500	89,500
Wartburg College, <i>Waverly</i>	101,000	196,000
Westmar College, <i>Le Mars</i>	65,000	130,000
<b>Kansas</b>		
Baker University, <i>Baldwin City</i>	69,000	139,000
Bethany College, <i>Lindsborg</i>	60,500	115,500
Bethel College, <i>North Newton</i>	41,000	81,000
Emporia, College of, <i>Emporia</i>	50,500	100,500
Friends University, <i>Wichita</i>	55,000	110,000
Marymount College, <i>Salina</i>	54,500	144,500
McPherson College, <i>McPherson</i>	46,500	91,500
Mount St. Scholastica College, <i>Atchison</i>	93,500	183,500
Ottawa University, <i>Ottawa</i>	51,000	101,000
St. Benedict's College, <i>Atchison</i>	49,000	149,000
Saint Mary College, <i>Xavier</i>	67,500	142,500
Southwestern College, <i>Winfield</i>	65,500	130,500
<b>Kentucky</b>		
Asbury College, <i>Wilmore</i>	84,500	164,500
Berea College, <i>Berea</i>	159,500	314,500
Centre College, <i>Danville</i>	77,500	147,500
Georgetown College, <i>Georgetown</i>	93,500	178,500
Kentucky Wesleyan College, <i>Owensboro</i>	49,500	99,500
Louisville, University of, <i>Louisville</i>	215,500	495,500
Nazareth College, <i>Louisville</i>	63,000	123,000
Transylvania University, <i>Lexington</i>	55,000	110,000
Union College, <i>Barbourville</i>	40,500	85,500
Ursuline College, <i>Louisville</i>	43,500	83,500
<b>Louisiana</b>		
Centenary College of Louisiana, <i>Shreveport</i>	115,500	230,500
Dillard University, <i>New Orleans</i>	104,500	204,500

	1957 Payments	Total Grants
Louisiana College, <i>Pineville</i>	98,500	188,500
Loyola University, <i>New Orleans</i>	204,000	414,000
Notre Dame Seminary, <i>New Orleans</i>	12,000	27,000
St. Mary's Dominican College, <i>New Orleans</i>	63,500	128,500
Tulane University, <i>New Orleans</i>	719,000	1,414,000
Xavier University, <i>New Orleans</i>	153,000	308,000
<b>Maine</b>		
Bates College, <i>Lewiston</i>	108,000	243,000
Bowdoin College, <i>Brunswick</i>	216,500	436,500
Colby College, <i>Waterville</i>	161,000	311,000
<b>Maryland</b>		
Goucher College, <i>Baltimore</i>	144,000	294,000
Hood College, <i>Frederick</i>	94,500	194,500
Johns Hopkins University, <i>Baltimore</i>	510,500	1,025,500
Loyola College, <i>Baltimore</i>	95,500	185,500
Mount St. Agnes College, <i>Baltimore</i>	60,000	120,000
Mount St. Mary's College, <i>Emmitsburg</i>	60,500	120,500
Notre Dame of Maryland, College of, <i>Baltimore</i>	69,000	134,000
Peabody Institute, <i>Baltimore</i>	66,500	131,500
St. John's College, <i>Annapolis</i>	56,500	106,500
St. Joseph College, <i>Emmitsburg</i>	50,000	110,000
St. Mary's Seminary, <i>Baltimore</i>	52,000	102,000
Washington College, <i>Chestertown</i>	62,000	122,000
Western Maryland College, <i>Westminster</i>	109,000	214,000
<b>Massachusetts</b>		
American International College, <i>Springfield</i>	102,000	197,000
Amherst College, <i>Amherst</i>	289,000	659,000
Anna Maria College, <i>Paxton</i>	28,000	53,000
Assumption College, <i>Worcester</i>	31,500	61,500
Atlantic Union College, <i>South Lancaster</i>	47,500	92,500
Babson Institute, <i>Babson Park</i>	69,000	139,000
Boston College, <i>Chestnut Hill</i>	657,500	1,297,500
Boston University, <i>Boston</i>	908,000	1,813,000
Brandeis University, <i>Waltham</i>	265,500	530,500
Clark University, <i>Worcester</i>	151,000	296,000
Eastern Nazarene College, <i>Wollaston</i>	39,000	79,000
Emerson College, <i>Boston</i>	51,000	101,000
Emmanuel College, <i>Boston</i>	109,000	209,000
Harvard University, <i>Cambridge</i>	1,763,000	3,503,000
Hebrew Teachers College, <i>Brookline</i>	19,000	39,000
Holy Cross, College of the, <i>Worcester</i>	276,000	551,000
Lesley College, <i>Cambridge</i>	47,500	92,500
Massachusetts Institute of Technology, <i>Cambridge</i>	1,423,500	2,783,500



	1957 Payments	Total Grants
Merrimack College, <i>Andover</i>	90,500	180,500
Mount Holyoke College, <i>South Hadley</i>	333,500	663,500
New England Conservatory of Music, <i>Boston</i>	98,500	193,500
Newton College of the Sacred Heart, <i>Newton</i>	49,500	94,500
Northeastern University, <i>Boston</i>	441,000	871,000
Our Lady of the Elms, College of, <i>Chicopee</i>	25,500	110,500
Regis College, <i>Weston</i>	119,000	234,000
Simmons College, <i>Boston</i>	196,000	386,000
Smith College, <i>Northampton</i>	561,000	1,106,000
Springfield College, <i>Springfield</i>	135,000	270,000
Suffolk University, <i>Boston</i>	55,000	105,000
Tufts College, <i>Medford</i>	354,500	699,500
Wellesley College, <i>Wellesley</i>	417,000	832,000
Wheaton College, <i>Norton</i>	148,000	288,000
Wheelock College, <i>Boston</i>	63,500	128,500
Williams College, <i>Williamstown</i>	310,000	605,000
Worcester Polytechnic Institute, <i>Worcester</i>	238,500	468,500
 <b>Michigan</b>		
Albion College, <i>Albion</i>	158,500	308,500
Alma College, <i>Alma</i>	82,000	162,000
Aquinas College, <i>Grand Rapids</i>	69,500	139,500
Calvin College, <i>Grand Rapids</i>	150,000	295,000
Detroit, University of, <i>Detroit</i>	592,000	1,167,000
Emmanuel Missionary College, <i>Berrien Springs</i>	69,000	139,000
Hillsdale College, <i>Hillsdale</i>	73,500	148,500
Hope College, <i>Holland</i>	122,000	237,000
Kalamazoo College, <i>Kalamazoo</i>	83,000	163,000
Marygrove College, <i>Detroit</i>	165,500	325,500
Mercy College, <i>Detroit</i>	56,000	111,000
Nazareth College, <i>Nazareth</i>	50,500	120,500
Siena Heights College, <i>Adrian</i>	51,000	101,000
 <b>Minnesota</b>		
Augsburg College and Theological Seminary, <i>Minneapolis</i>	85,500	165,500
Carleton College, <i>Northfield</i>	204,500	399,500
Concordia College, <i>Moorhead</i>	149,000	289,000
Gustavus Adolphus College, <i>St. Peter</i>	143,500	278,500
Hamline University, <i>St. Paul</i>	117,500	237,500
Macalester College, <i>St. Paul</i>	194,000	379,000
St. Benedict, College of, <i>St. Joseph</i>	55,500	105,500
St. Catherine, College of, <i>St. Paul</i>	98,000	253,000
St. John's University, <i>Collegeville</i>	120,000	270,000
St. Mary's College, <i>Winona</i>	98,000	188,000
St. Olaf College, <i>Northfield</i>	227,500	442,500
St. Paul Seminary, <i>St. Paul</i>	48,000	98,000

	1957 Payments	Total Grants
St. Scholastica, College of, <i>Duluth</i>	89,500	184,500
St. Teresa, College of, <i>Winona</i>	91,500	196,500
St. Thomas, College of, <i>St. Paul</i>	178,500	348,500
<b>Mississippi</b>		
Belhaven College, <i>Jackson</i>	44,000	84,000
Blue Mountain College, <i>Blue Mountain</i>	34,500	69,500
Millsaps College, <i>Jackson</i>	83,500	163,500
Mississippi College, <i>Clinton</i>	126,000	251,000
Rust College, <i>Holly Springs</i>	46,000	91,000
Tougaloo Southern Christian College, <i>Tougaloo</i>	46,000	86,000
<b>Missouri</b>		
Central College, <i>Fayette</i>	80,000	155,000
Culver-Stockton College, <i>Canton</i>	56,500	106,500
Drury College, <i>Springfield</i>	97,000	187,000
Fontbonne College, <i>St. Louis</i>	78,500	158,500
Kansas City, University of, <i>Kansas City</i>	144,000	314,000
Lindenwood College for Women, <i>St. Charles</i>	102,000	197,000
Maryville College of the Sacred Heart, <i>St. Louis</i>	57,500	132,500
Missouri Valley College, <i>Marshall</i>	66,500	131,500
Park College, <i>Parkville</i>	66,000	131,000
Rockhurst College, <i>Kansas City</i>	96,000	186,000
St. Louis University, <i>St. Louis</i>	611,000	1,256,000
St. Teresa, College of, <i>Kansas City</i>	44,500	84,500
Tarkio College, <i>Tarkio</i>	47,000	92,000
Washington University, <i>St. Louis</i>	716,500	1,411,500
Webster College, <i>Webster Groves</i>	73,500	143,500
Westminster College, <i>Fulton</i>	56,500	111,500
William Jewell College, <i>Liberty</i>	93,500	183,500
<b>Montana</b>		
Carroll College, <i>Helena</i>	25,500	85,500
Great Falls, College of, <i>Great Falls</i>	46,500	86,500
Rocky Mountain College, <i>Billings</i>	43,000	83,000
<b>Nebraska</b>		
Concordia Teacher's College, <i>Seward</i>	52,000	97,000
Creighton University, <i>Omaha</i>	162,500	322,500
Doane College, <i>Crete</i>	56,500	106,500
Duchesne College, <i>Omaha</i>	38,000	78,000
Hastings College, <i>Hastings</i>	77,000	152,000
Midland College, <i>Fremont</i>	66,000	131,000
Nebraska Wesleyan University, <i>Lincoln</i>	84,500	164,500
Union College, <i>Lincoln</i>	62,000	117,000

	1957 Payments	Total Grants
<b>New Hampshire</b>		
Dartmouth College, <i>Hanover</i>	721,500	1,461,500
Mount St. Mary College, <i>Hooksett</i>	31,000	61,000
Rivier College for Women, <i>Nashua</i>	36,500	106,500
St. Anselm's College, <i>Manchester</i>	74,500	144,500
<b>New Jersey</b>		
Caldwell College for Women, <i>Caldwell</i>	46,500	86,500
Drew University, <i>Madison</i>	84,500	169,500
Fairleigh Dickinson University, <i>Rutherford</i>	490,500	990,500
Georgian Court College, <i>Lakewood</i>	59,000	114,000
Princeton University, <i>Princeton</i>	1,202,000	2,367,000
Rider College, <i>Trenton</i>	95,000	190,000
St. Elizabeth, College of, <i>Convent Station</i>	81,000	171,000
St. Peter's College, <i>Jersey City</i>	192,500	377,500
Seton Hall University, <i>South Orange</i>	414,500	819,500
Stevens Institute of Technology, <i>Hoboken</i>	186,500	431,500
Upsala College, <i>East Orange</i>	156,000	306,000
<b>New York</b>		
Adelphi College, <i>Garden City</i>	276,000	551,000
Alfred University, <i>Alfred</i>	114,000	219,000
Bard College, <i>Annandale-on-Hudson</i>	90,000	175,000
Barnard College, <i>New York</i>	279,500	554,500
Buffalo, University of, <i>Buffalo</i>	459,000	1,089,000
Canisius College, <i>Buffalo</i>	197,000	387,000
Clarkson College of Technology, <i>Potsdam</i>	178,500	348,500
Colgate University, <i>Hamilton</i>	230,000	465,000
Columbia University, <i>New York</i>	1,744,500	4,222,500
Cooper Union, <i>New York</i>	185,500	360,500
Cornell University, <i>Ithaca</i>	1,241,500	2,556,500
D'Youville College, <i>Buffalo</i>	78,000	148,000
Elmira College, <i>Elmira</i>	87,000	167,000
Fordham University, <i>New York</i>	724,000	1,424,000
Good Counsel College, <i>White Plains</i>	38,500	73,500
Hamilton College, <i>Clinton</i>	158,500	308,500
Hartwick College, <i>Oneonta</i>	50,500	95,500
Hobart and William Smith Colleges, <i>Geneva</i>	127,500	247,500
Hofstra College, <i>Hempstead</i>	382,000	757,000
Houghton College, <i>Houghton</i>	51,500	106,500
Iona College, <i>New Rochelle</i>	167,500	327,500
Ithaca College, <i>Ithaca</i>	142,500	297,500
Jewish Theological Seminary of America, <i>New York</i>	55,000	110,000
Keuka College, <i>Keuka Park</i>	58,500	113,500
LeMoyne College, <i>Syracuse</i>	132,000	257,000
Long Island University, <i>Brooklyn</i>	238,000	478,000

	1957 Payments	Total Grants
Manhattan College, <i>New York</i>	347,000	687,000
Manhattanville College of the Sacred Heart, <i>Purchase</i>	153,000	298,000
Maryknoll Teachers College, <i>Maryknoll</i>	31,500	66,500
Marymount College, <i>Tarrytown</i>	165,000	320,000
Mount St. Joseph Teachers College, <i>Buffalo</i>	15,000	85,000
Mount St. Vincent, College of, <i>New York</i>	103,000	203,000
Nazareth College of Rochester, <i>Rochester</i>	74,000	144,000
New Rochelle, College of, <i>New Rochelle</i>	124,000	244,000
New York University, <i>New York</i>	1,967,000	3,857,000
Niagara University, <i>Niagara University</i>	89,500	229,500
Notre Dame College, <i>Staten Island</i>	44,000	84,000
Polytechnic Institute, <i>Brooklyn</i>	528,000	1,038,000
Pratt Institute, <i>Brooklyn</i>	287,000	567,000
Rensselaer Polytechnic Institute, <i>Troy</i>	629,500	1,229,500
Rochester, University of, <i>Rochester</i>	601,500	1,216,500
Russell Sage College, <i>Troy</i>	118,500	253,500
St. Bernardine of Siena College, <i>Loudonville</i>	147,500	287,500
St. Bonaventure University, <i>St. Bonaventure</i>	205,500	420,500
St. John's University, <i>Brooklyn</i>	448,500	888,500
St. Joseph's College for Women, <i>Brooklyn</i>	85,000	170,000
St. Lawrence University, <i>Canton</i>	197,500	382,500
Saint Rose, College of, <i>Albany</i>	78,000	168,000
Sarah Lawrence College, <i>Bronxville</i>	170,500	330,500
Skidmore College, <i>Saratoga Springs</i>	223,500	438,500
Syracuse University, <i>Syracuse</i>	1,292,000	2,612,000
Union College, <i>Schenectady</i>	286,000	621,000
Vassar College, <i>Poughkeepsie</i>	474,000	934,000
Wagner Memorial Lutheran College, <i>Staten Island</i>	113,000	258,000
Webb Institute of Naval Architecture, <i>Glen Cove</i>	26,500	56,500
Wells College, <i>Aurora</i>	94,500	189,500
Yeshiva University, <i>New York</i>	205,000	405,000
<b>North Carolina</b>		
Atlantic Christian College, <i>Wilson</i>	47,000	92,000
Barber-Scotia College, <i>Concord</i>	39,000	74,000
Bennett College, <i>Greensboro</i>	67,000	127,000
Catawba College, <i>Salisbury</i>	66,500	131,500
Davidson College, <i>Davidson</i>	152,500	297,500
Duke University, <i>Durham</i>	916,000	1,816,000
Elon College, <i>Elon College</i>	82,000	157,000
Flora Macdonald College, <i>Red Springs</i>	48,000	98,000
Greensboro College, <i>Greensboro</i>	69,000	134,000
Guilford College, <i>Guilford College</i>	66,500	126,500
High Point College, <i>High Point</i>	84,000	169,000
Johnson C. Smith University, <i>Charlotte</i>	78,000	148,000
Lenoir Rhyne College, <i>Hickory</i>	79,000	159,000

	1957 Payments	Total Grants
Livingstone College, <i>Salisbury</i>	57,500	112,500
Meredith College, <i>Raleigh</i>	92,500	187,500
Queens College, <i>Charlotte</i>	84,500	169,500
St. Augustine's College, <i>Raleigh</i>	53,500	113,500
Salem College, <i>Winston-Salem</i>	56,500	111,500
Shaw University, <i>Raleigh</i>	65,500	125,500
Wake Forest College, <i>Winston-Salem</i>	215,000	420,000
<b>North Dakota</b>		
Jamestown College, <i>Jamestown</i>	53,500	103,500
<b>Ohio</b>		
Antioch College, <i>Yellow Springs</i>	158,000	363,000
Ashland College, <i>Ashland</i>	67,000	137,000
Baldwin-Wallace College, <i>Berea</i>	192,000	377,000
Bluffton College, <i>Bluffton</i>	35,000	65,000
Capital University, <i>Columbus</i>	131,000	276,000
Case Institute of Technology, <i>Cleveland</i>	375,500	745,500
Dayton, University of, <i>Dayton</i>	329,000	654,000
Denison University, <i>Granville</i>	232,500	462,500
Fenn College, <i>Cleveland</i>	228,000	453,000
Heidelberg College, <i>Tiffin</i>	96,000	191,000
Hiram College, <i>Hiram</i>	87,500	172,500
John Carroll University, <i>Cleveland</i>	260,000	520,000
Kenyon College, <i>Gambier</i>	88,000	203,000
Lake Erie College, <i>Painesville</i>	47,500	97,500
Marietta College, <i>Marietta</i>	101,500	196,500
Mary Manse College, <i>Toledo</i>	50,000	105,000
Mount St. Joseph-on-the-Ohio, College of, <i>Mount St. Joseph</i>	107,000	212,000
Mount Union College, <i>Alliance</i>	98,000	188,000
Muskingum College, <i>New Concord</i>	106,000	211,000
Notre Dame College, <i>Cleveland</i>	70,500	140,500
Oberlin College, <i>Oberlin</i>	463,000	918,000
Ohio Wesleyan University, <i>Delaware</i>	298,500	598,500
Otterbein College, <i>Westerville</i>	104,500	204,500
Our Lady of Cincinnati College, <i>Cincinnati</i>	59,500	119,500
St. Mary of the Springs, College of, <i>Columbus</i>	53,000	108,000
Ursuline College for Women, <i>Cleveland</i>	45,000	90,000
Western College for Women, <i>Oxford</i>	84,000	164,000
Western Reserve University, <i>Cleveland</i>	402,000	797,000
Wilmington College, <i>Wilmington</i>	48,000	93,000
Wittenberg College, <i>Springfield</i>	172,000	337,000
Wooster, College of, <i>Wooster</i>	243,000	483,000
Xavier University, <i>Cincinnati</i>	267,500	462,500
Youngstown College, <i>Youngstown</i>	238,500	468,500

	1957 Payments	Total Grants
<b>Oklahoma</b>		
Oklahoma Baptist University, <i>Shawnee</i>	<b>113,500</b>	243,500
Oklahoma City University, <i>Oklahoma City</i>	<b>161,500</b>	311,500
Phillips University, <i>Enid</i>	<b>95,000</b>	180,000
Tulsa, University of, <i>Tulsa</i>	<b>309,000</b>	614,000
<b>Oregon</b>		
Cascade College, <i>Portland</i>	<b>24,500</b>	44,500
Lewis and Clark College, <i>Portland</i>	<b>156,000</b>	301,000
Linfield College, <i>McMinnville</i>	<b>96,500</b>	191,500
Marylhurst College, <i>Marylhurst</i>	<b>28,000</b>	128,000
Mount Angel Seminary, <i>St. Benedict</i>	<b>5,000</b>	25,000
Mount Angel Women's College, <i>Mount Angel</i>	—	30,000
Pacific University, <i>Forest Grove</i>	<b>74,500</b>	149,500
Portland, University of, <i>Portland</i>	<b>160,500</b>	320,500
Reed College, <i>Portland</i>	<b>153,500</b>	303,500
Willamette University, <i>Salem</i>	<b>128,500</b>	253,500
<b>Pennsylvania</b>		
Academy of the New Church, <i>Bryn Athyn</i>	<b>25,500</b>	50,500
Albright College, <i>Reading</i>	<b>84,500</b>	164,500
Allegheny College, <i>Meadville</i>	<b>181,000</b>	351,000
Alliance College, <i>Cambridge Springs</i>	<b>26,000</b>	56,000
Beaver College, <i>Jenkintown</i>	<b>81,000</b>	166,000
Bryn Mawr College, <i>Bryn Mawr</i>	<b>253,500</b>	503,500
Bucknell University, <i>Lewisburg</i>	<b>299,000</b>	594,000
Carnegie Institute of Technology, <i>Pittsburgh</i>	<b>707,500</b>	1,397,500
Cedar Crest College, <i>Allentown</i>	<b>70,500</b>	135,500
Chatham College, <i>Pittsburgh</i>	<b>107,000</b>	212,000
Chestnut Hill College, <i>Philadelphia</i>	<b>84,000</b>	164,000
Dickinson College, <i>Carlisle</i>	<b>147,000</b>	287,000
Drexel Institute of Technology, <i>Philadelphia</i>	<b>560,000</b>	1,105,000
Dropsie College, <i>Philadelphia</i>	<b>29,500</b>	69,500
Duquesne University, <i>Pittsburgh</i>	<b>281,500</b>	556,500
Eastern Baptist College, <i>St. Davids</i>	<b>44,500</b>	84,500
Elizabethtown College, <i>Elizabethtown</i>	<b>43,500</b>	88,500
Franklin and Marshall College, <i>Lancaster</i>	<b>221,000</b>	446,000
Gannon College, <i>Erie</i>	<b>105,000</b>	205,000
Geneva College, <i>Beaver Falls</i>	<b>80,000</b>	155,000
Gettysburg College, <i>Gettysburg</i>	<b>146,000</b>	291,000
Grove City College, <i>Grove City</i>	<b>100,500</b>	230,500
Haverford College, <i>Haverford</i>	<b>175,000</b>	345,000
Immaculata College, <i>Immaculata</i>	<b>98,000</b>	193,000
Juniata College, <i>Huntingdon</i>	<b>77,500</b>	147,500
King's College, <i>Wilkes-Barre</i>	<b>86,500</b>	166,500
Lafayette College, <i>Easton</i>	<b>312,500</b>	617,500
La Salle College, <i>Philadelphia</i>	<b>234,500</b>	464,500

	1957 Payments	Total Grants
Lebanon Valley College, <i>Annvil</i>	<b>91,000</b>	181,000
Lehigh University, <i>Bethlehem</i>	<b>469,500</b>	934,500
Lincoln University, <i>Lincoln University</i>	<b>13,500</b>	73,500
Lycoming College, <i>Williamsport</i>	<b>77,000</b>	152,000
Marywood College, <i>Scranton</i>	<b>71,000</b>	161,000
Mercyhurst College, <i>Erie</i>	<b>68,000</b>	138,000
Misericordia College, <i>Dallas</i>	<b>94,500</b>	184,500
Moravian College, <i>Bethlehem</i>	<b>67,500</b>	132,500
Mount Mercy College, <i>Pittsburgh</i>	<b>77,000</b>	152,000
Muhlenberg College, <i>Allentown</i>	<b>116,500</b>	226,500
Pennsylvania Military College, <i>Chester</i>	<b>80,000</b>	155,000
Pennsylvania, University of, <i>Philadelphia</i>	<b>1,017,500</b>	2,352,500
Philadelphia Textile Institute, <i>Philadelphia</i>	<b>39,000</b>	109,000
Pittsburgh, University of, <i>Pittsburgh</i>	<b>652,000</b>	1,617,000
Rosemont College, <i>Rosemont</i>	<b>68,500</b>	138,500
St. Francis College, <i>Loretto</i>	<b>44,500</b>	89,500
St. Joseph's College, <i>Philadelphia</i>	<b>163,500</b>	323,500
St. Vincent College, <i>Latrobe</i>	<b>91,000</b>	196,000
Scranton, University of, <i>Scranton</i>	<b>129,000</b>	274,000
Seton Hill College, <i>Greensburg</i>	<b>104,000</b>	199,000
Susquehanna University, <i>Selingsgrove</i>	<b>65,000</b>	125,000
Swarthmore College, <i>Swarthmore</i>	<b>285,500</b>	560,500
Temple University, <i>Philadelphia</i>	<b>453,000</b>	1,093,000
Thiel College, <i>Greenville</i>	<b>66,000</b>	126,000
Ursinus College, <i>Collegeville</i>	<b>116,000</b>	226,000
Villa Maria College, <i>Erie</i>	<b>40,000</b>	90,000
Villanova University, <i>Villanova</i>	<b>381,000</b>	776,000
Washington and Jefferson College, <i>Washington</i>	<b>106,000</b>	206,000
Waynesburg College, <i>Waynesburg</i>	<b>56,000</b>	111,000
Westminster College, <i>New Wilmington</i>	<b>127,500</b>	247,500
Wilkes College, <i>Wilkes-Barre</i>	<b>115,500</b>	230,500
Wilson College, <i>Chambersburg</i>	<b>95,000</b>	185,000
<b>Rhode Island</b>		
Brown University, <i>Providence</i>	<b>625,000</b>	1,235,000
Providence College, <i>Providence</i>	<b>218,500</b>	428,500
Rhode Island School of Design, <i>Providence</i>	<b>143,500</b>	288,500
<b>South Carolina</b>		
Allen University, <i>Columbia</i>	<b>67,500</b>	132,500
Benedict College, <i>Columbia</i>	<b>56,000</b>	106,000
Charleston, College of, <i>Charleston</i>	<b>24,500</b>	64,500
Claffin College, <i>Orangeburg</i>	<b>51,000</b>	96,000
Coker College, <i>Hartsville</i>	<b>53,500</b>	103,500
Columbia College, <i>Columbia</i>	<b>59,500</b>	114,500
Converse College, <i>Spartanburg</i>	<b>55,000</b>	105,000

	1957 Payments	Total Grants
Erskine College, <i>Due West</i>	53,500	108,500
Furman University, <i>Greenville</i>	163,000	323,000
Lander College, <i>Greenwood</i>	5,500	45,500
Limestone College, <i>Gaffney</i>	41,000	81,000
Newberry College, <i>Newberry</i>	43,500	83,500
Presbyterian College, <i>Clinton</i>	48,500	93,500
Wofford College, <i>Spartanburg</i>	70,000	135,000
<b>South Dakota</b>		
Augustana College, <i>Sioux Falls</i>	93,500	178,500
Dakota Wesleyan University, <i>Mitchell</i>	38,500	73,500
Huron College, <i>Huron</i>	42,000	82,000
Yankton College, <i>Yankton</i>	57,000	112,000
<b>Tennessee</b>		
Bethel College, <i>McKenzie</i>	36,000	71,000
Carson-Newman College, <i>Jefferson City</i>	121,500	241,500
Chattanooga, University of, <i>Chattanooga</i>	122,000	242,000
David Lipscomb College, <i>Nashville</i>	74,000	149,000
Fisk University, <i>Nashville</i>	154,000	299,000
George Peabody College for Teachers, <i>Nashville</i>	151,500	311,500
King College, <i>Bristol</i>	28,000	58,000
Knoxville College, <i>Knoxville</i>	56,500	111,500
Lambuth College, <i>Jackson</i>	43,500	83,500
Lane College, <i>Jackson</i>	40,000	80,000
LeMoyne College, <i>Memphis</i>	45,500	85,500
Lincoln Memorial University, <i>Harrogate</i>	49,500	99,500
Maryville College, <i>Maryville</i>	86,000	166,000
Scarritt College, <i>Nashville</i>	13,000	43,000
South, University of the, <i>Sewanee</i>	121,500	241,500
Southern Missionary College, <i>Collegedale</i>	48,500	98,500
Southwestern, <i>Memphis</i>	112,000	227,000
Tusculum College, <i>Greenville</i>	30,000	60,000
Union University, <i>Jackson</i>	56,000	106,000
Vanderbilt University, <i>Nashville</i>	441,500	896,500
<b>Texas</b>		
Abilene Christian College, <i>Abilene</i>	149,500	294,500
Austin College, <i>Sherman</i>	75,000	150,000
Baylor University, <i>Waco</i>	340,000	715,000
Bishop College, <i>Marshall</i>	46,000	91,000
Hardin-Simmons University, <i>Abilene</i>	152,500	297,500
Houston, University of, <i>Houston</i>	674,000	1,369,000
Howard Payne College, <i>Brownwood</i>	68,000	133,000
Huston-Tillotson College, <i>Austin</i>	75,500	145,500
Incarnate Word College, <i>San Antonio</i>	91,500	176,500



	1957 Payments	Total Grants
Jarvis Christian College, <i>Hawkins</i>	48,500	93,500
Mary Hardin-Baylor College, <i>Belton</i>	62,000	122,000
McMurry College, <i>Abilene</i>	63,000	128,000
Midwestern University, <i>Wichita Falls</i>	49,500	94,500
Our Lady of the Lake College, <i>San Antonio</i>	126,500	251,500
Rice Institute, <i>Houston</i>	344,500	684,500
St. Mary's University, <i>San Antonio</i>	107,500	222,500
St. Thomas, University of, <i>Houston</i>	63,500	123,500
Southern Methodist University, <i>Dallas</i>	489,500	994,500
Southwestern University, <i>Georgetown</i>	86,000	171,000
Texas Christian University, <i>Fort Worth</i>	286,500	561,500
Texas College, <i>Tyler</i>	48,500	98,500
Texas Lutheran College, <i>Seguin</i>	55,500	110,500
Texas Wesleyan College, <i>Fort Worth</i>	70,000	140,000
Trinity University, <i>San Antonio</i>	172,500	337,500
Wiley College, <i>Marshall</i>	60,500	120,500
 <b>Utah</b>		
Brigham Young University, <i>Provo</i>	631,500	1,241,500
St. Mary-of-the-Wasatch, College of, <i>Salt Lake City</i>	24,000	49,000
Westminster College, <i>Salt Lake City</i>	47,500	92,500
 <b>Vermont</b>		
Bennington College, <i>Bennington</i>	128,000	253,000
Middlebury College, <i>Middlebury</i>	169,000	339,000
Norwich University, <i>Northfield</i>	105,000	215,000
St. Michael's College, <i>Winooski Park</i>	94,500	189,500
Trinity College, <i>Burlington</i>	17,500	32,500
 <b>Virginia</b>		
Bridgewater-Daleville College, <i>Bridgewater</i>	59,500	119,500
Emory and Henry College, <i>Emory</i>	55,000	110,000
General Assembly's Training School for Lay Workers, <i>Richmond</i>	1,500	6,500
Hampden-Sydney College, <i>Hampden-Sydney</i>	43,500	88,500
Hampton Institute, <i>Hampton</i>	259,500	514,500
Hollins College, <i>Hollins College</i>	117,500	232,500
Lynchburg College, <i>Lynchburg</i>	70,500	140,500
Mary Baldwin College, <i>Staunton</i>	72,000	137,000
Randolph-Macon College, <i>Ashland</i>	67,000	132,000
Randolph-Macon Woman's College, <i>Lynchburg</i>	175,000	340,000
Richmond, University of, <i>Richmond</i>	224,000	439,000
Roanoke College, <i>Salem</i>	60,500	115,500
Saint Paul's Polytechnic Institute, <i>Lawrenceville</i>	62,500	117,500
Sweet Briar College, <i>Sweet Briar</i>	113,000	223,000
Virginia Union University, <i>Richmond</i>	76,500	146,500
Washington and Lee University, <i>Lexington</i>	193,500	383,500

	1957 Payments	Total Grants
<b>Washington</b>		
Gonzaga University, <i>Spokane</i>	148,500	293,500
Holy Names College, <i>Spokane</i>	48,500	93,500
Pacific Lutheran College, <i>Parkland</i>	122,500	242,500
Puget Sound, College of, <i>Tacoma</i>	114,500	239,500
St. Edward's Seminary, <i>Kenmore</i>	32,000	62,000
St. Martin's College, <i>Olympia</i>	62,000	122,000
Seattle Pacific College, <i>Seattle</i>	76,500	146,500
Seattle University, <i>Seattle</i>	252,000	492,000
Walla Walla College, <i>College Place</i>	73,000	143,000
Whitman College, <i>Walla Walla</i>	101,000	201,000
Whitworth College, <i>Spokane</i>	78,500	168,500
<b>West Virginia</b>		
Bethany College, <i>Bethany</i>	83,500	158,500
Davis and Elkins College, <i>Elkins</i>	60,000	120,000
West Virginia Wesleyan College, <i>Buckhannon</i>	69,000	139,000
<b>Wisconsin</b>		
Alverno College, <i>Milwaukee</i>	101,000	206,000
Beloit College, <i>Beloit</i>	179,500	354,500
Cardinal Stritch College, <i>Milwaukee</i>	38,500	78,500
Carroll College, <i>Waukesha</i>	93,500	183,500
Lawrence College, <i>Appleton</i>	170,000	330,000
Marquette University, <i>Milwaukee</i>	696,000	1,376,000
Milwaukee-Downer College, <i>Milwaukee</i>	65,500	130,500
Mount Mary College, <i>Milwaukee</i>	100,500	205,500
Ripon College, <i>Ripon</i>	93,500	183,500
St. Norbert College, <i>West De Pere</i>	94,500	184,500
Viterbo College, <i>La Crosse</i>	36,500	76,500
<b>Puerto Rico</b>		
Catholic University of Puerto Rico, <i>Ponce</i>	127,000	252,000
Polytechnic Institute of Puerto Rico, <i>San German</i>	55,500	105,500
Sacred Heart, College of the, <i>Santurce</i>	23,000	48,000
<b>TOTALS</b>	<b>\$104,372,000</b>	<b>\$210,000,000</b>

# Privately Supported Colleges

RECEIVING FINAL PAYMENTS AGAINST ACCOMPLISHMENT GRANTS  
DURING THE YEAR ENDED SEPTEMBER 30, 1957

	1957 Payments	Total Grants
<b>Alabama</b>		
Birmingham-Southern College, <i>Birmingham</i>	<b>\$84,500</b>	\$149,500
<b>California</b>		
Claremont Men's College, <i>Claremont</i>	<b>45,000</b>	85,000
Mills College, <i>Oakland</i>	<b>87,500</b>	157,500
Occidental College, <i>Los Angeles</i>	<b>134,500</b>	244,500
Pomona College, <i>Claremont</i>	<b>168,500</b>	308,500
Redlands, University of, <i>Redlands</i>	<b>130,500</b>	250,500
Scripps College, <i>Claremont</i>	<b>49,000</b>	89,000
Stanford University, <i>Stanford</i>	<b>765,000</b>	1,380,000
Whittier College, <i>Whittier</i>	<b>83,500</b>	148,500
<b>Colorado</b>		
Colorado College, <i>Colorado Springs</i>	<b>97,000</b>	172,000
<b>Connecticut</b>		
Connecticut College, <i>New London</i>	<b>159,500</b>	284,500
Trinity College, <i>Hartford</i>	<b>133,500</b>	243,500
Wesleyan University, <i>Middletown</i>	<b>223,500</b>	413,500
Yale University, <i>New Haven</i>	<b>708,000</b>	1,638,000
<b>District of Columbia</b>		
Catholic University of America	<b>371,500</b>	671,500
Georgetown University	<b>321,500</b>	581,500
<b>Florida</b>		
Rollins College, <i>Winter Park</i>	<b>95,500</b>	175,500
<b>Georgia</b>		
Agnes Scott College, <i>Decatur</i>	<b>79,000</b>	139,000
Emory University, <i>Emory University</i>	<b>332,000</b>	597,000
Morehouse College, <i>Atlanta</i>	<b>59,500</b>	109,500
Oglethorpe University, <i>Oglethorpe University</i>	<b>33,000</b>	63,000
Spelman College, <i>Atlanta</i>	<b>46,500</b>	81,500

	1957 Payments	Total Grants
<b>Illinois</b>		
Blackburn University, <i>Carlinville</i>	35,500	65,500
Chicago, University of, <i>Chicago</i>	374,000	1,379,000
Lake Forest University, <i>Lake Forest</i>	63,500	118,500
Northwestern University, <i>Evanston</i>	1,053,500	1,898,500
Principia College, <i>Elsah</i>	64,500	119,500
Rockford College, <i>Rockford</i>	48,000	88,000
<b>Indiana</b>		
DePauw University, <i>Greencastle</i>	230,000	415,000
Hanover College, <i>Hanover</i>	72,000	132,000
Notre Dame, University of, <i>Notre Dame</i>	627,000	1,177,000
Wabash College, <i>Crawfordsville</i>	90,000	165,000
<b>Iowa</b>		
Coe College, <i>Cedar Rapids</i>	88,500	158,500
Grinnell College, <i>Grinnell</i>	122,000	217,000
<b>Kansas</b>		
Ottawa University, <i>Ottawa</i>	32,500	62,500
<b>Kentucky</b>		
Centre College, <i>Danville</i>	51,500	91,500
Louisville, University of, <i>Louisville</i>	147,500	307,500
<b>Louisiana</b>		
Dillard University, <i>New Orleans</i>	72,000	127,000
Tulane University, <i>New Orleans</i>	487,500	877,500
<b>Maine</b>		
Bates College, <i>Lewiston</i>	76,000	151,000
Bowdoin College, <i>Brunswick</i>	151,000	271,000
Colby College, <i>Waterville</i>	108,000	193,000
<b>Maryland</b>		
Goucher College, <i>Baltimore</i>	97,500	182,500
Johns Hopkins University, <i>Baltimore</i>	346,500	636,500
St. John's College, <i>Annapolis</i>	36,000	66,000
<b>Massachusetts</b>		
Amherst College, <i>Amherst</i>	204,000	409,000
Boston College, <i>Chestnut Hill</i>	445,000	805,000

	1957 Payments	Total Grants
Brandeis University, <i>Waltham</i>	<b>184,000</b>	329,000
Harvard University, <i>Cambridge</i>	<b>517,000</b>	1,497,000
Holy Cross, College of the, <i>Worcester</i>	<b>187,000</b>	342,000
Mount Holyoke College, <i>South Hadley</i>	<b>227,000</b>	412,000
Smith College, <i>Northampton</i>	<b>381,000</b>	686,000
Tufts College, <i>Medford</i>	<b>239,000</b>	434,000
Wellesley College, <i>Wellesley</i>	<b>281,000</b>	516,000
Williams College, <i>Williamstown</i>	<b>205,500</b>	375,500
<b>Michigan</b>		
Calvin College, <i>Grand Rapids</i>	<b>103,000</b>	183,000
Marygrove College, <i>Detroit</i>	<b>112,000</b>	202,000
<b>Minnesota</b>		
Carleton College, <i>Northfield</i>	<b>138,000</b>	248,000
St. Catherine, College of, <i>St. Paul</i>	<b>67,000</b>	157,000
<b>Mississippi</b>		
Millsaps College, <i>Jackson</i>	<b>56,500</b>	101,500
<b>Missouri</b>		
Lindenwood College for Women, <i>St. Charles</i>	<b>67,000</b>	122,000
St. Louis University, <i>St. Louis</i>	<b>419,500</b>	779,500
Washington University, <i>St. Louis</i>	<b>485,500</b>	875,500
<b>Nebraska</b>		
Creighton University, <i>Omaha</i>	<b>110,000</b>	200,000
Midland College, <i>Fremont</i>	<b>46,500</b>	81,500
<b>New Hampshire</b>		
Dartmouth College, <i>Hanover</i>	<b>492,000</b>	907,000
<b>New Jersey</b>		
Drew University, <i>Madison</i>	<b>60,000</b>	105,000
Princeton University, <i>Princeton</i>	<b>813,000</b>	1,468,000
<b>New York</b>		
Bard College, <i>Annandale-on-Hudson</i>	<b>58,500</b>	108,500
Barnard College, <i>New York</i>	<b>189,000</b>	344,000
Canisius College, <i>Buffalo</i>	<b>135,000</b>	240,000
Colgate University, <i>Hamilton</i>	<b>158,500</b>	288,500

	1957 Payments	Total Grants
Columbia University, <i>New York</i>	15,500	777,500
Cornell University, <i>Ithaca</i>	845,500	1,585,500
Fordham University, <i>New York</i>	488,500	883,500
Hamilton College, <i>Clinton</i>	106,500	191,500
Manhattanville College of the Sacred Heart, <i>Purchase</i>	100,000	185,000
New Rochelle, College of, <i>New Rochelle</i>	81,500	151,500
New York University, <i>New York</i>	73,000	1,143,000
Rochester, University of, <i>Rochester</i>	410,000	755,000
St. Bernardine of Siena College, <i>Loudonville</i>	98,500	178,500
Sarah Lawrence College, <i>Bronxville</i>	115,000	205,000
Syracuse University, <i>Syracuse</i>	875,500	1,620,500
Union College, <i>Schenectady</i>	200,500	385,500
Vassar College, <i>Poughkeepsie</i>	319,500	579,500
Wells College, <i>Aurora</i>	62,500	117,500
 <b>North Carolina</b>		
Davidson College, <i>Davidson</i>	104,500	184,500
Duke University, <i>Durham</i>	621,500	1,126,500
Johnson C. Smith University, <i>Charlotte</i>	51,500	91,500
Wake Forest College, <i>Winston-Salem</i>	145,500	260,500
 <b>North Dakota</b>		
Jamestown College, <i>Jamestown</i>	34,500	64,500
 <b>Ohio</b>		
Antioch College, <i>Yellow Springs</i>	110,000	225,000
Denison University, <i>Granville</i>	157,000	287,000
Kenyon College, <i>Gambier</i>	61,000	126,000
Oberlin College, <i>Oberlin</i>	314,500	569,500
Wittenberg College, <i>Springfield</i>	114,000	209,000
Wooster, College of, <i>Wooster</i>	164,500	299,500
 <b>Oregon</b>		
Reed College, <i>Portland</i>	103,500	188,500
 <b>Pennsylvania</b>		
Bryn Mawr College, <i>Bryn Mawr</i>	172,500	312,500
Dickinson College, <i>Carlisle</i>	98,000	178,000
Haverford College, <i>Haverford</i>	119,000	214,000
Lincoln University, <i>Lincoln University</i>	10,500	45,500
Pennsylvania, University of, <i>Philadelphia</i>	704,500	1,459,500
Scranton, University of, <i>Scranton</i>	90,000	170,000
Swarthmore College, <i>Swarthmore</i>	192,500	347,500

	1957 Payments	Total Grants
<b>Rhode Island</b>		
Brown University, <i>Providence</i>	426,500	766,500
<b>South Carolina</b>		
Furman University, <i>Greenville</i>	110,500	200,500
<b>Tennessee</b>		
Fisk University, <i>Nashville</i>	100,500	185,500
South, University of the, <i>Sewanee</i>	85,000	150,000
Southwestern, <i>Memphis</i>	76,000	141,000
Vanderbilt University, <i>Nashville</i>	301,000	556,000
<b>Texas</b>		
Austin College, <i>Sherman</i>	53,000	93,000
Baylor University, <i>Waco</i>	233,500	443,500
Our Lady of the Lake College, <i>San Antonio</i>	86,000	156,000
Rice Institute, <i>Houston</i>	234,500	424,500
Southern Methodist University, <i>Dallas</i>	337,000	617,000
Texas Christian University, <i>Fort Worth</i>	193,500	348,500
<b>Vermont</b>		
Bennington College, <i>Bennington</i>	87,000	157,000
Middlebury College, <i>Middlebury</i>	115,500	210,500
<b>Virginia</b>		
Hollins College, <i>Hollins College</i>	79,500	144,500
Randolph-Macon Woman's College, <i>Lynchburg</i>	116,000	211,000
Richmond, University of, <i>Richmond</i>	152,500	272,500
Sweet Briar College, <i>Sweet Briar</i>	78,500	138,500
Washington and Lee University, <i>Lexington</i>	133,000	238,000
<b>Washington</b>		
Whitman College, <i>Walla Walla</i>	69,500	124,500
<b>Wisconsin</b>		
Lawrence College, <i>Appleton</i>	114,500	204,500
<b>TOTALS</b>	<b>\$25,408,000</b>	<b>\$50,000,000</b>

# Privately Supported Medical Schools

RECEIVING FINAL GRANTS AND PAYMENTS DURING  
THE YEAR ENDED SEPTEMBER 30, 1957

	1957 Payments	Total Grants*
Albany Medical College, <i>Schenectady, New York</i>	\$1,300,000	\$1,800,000
Baylor University, <i>Waco, Texas</i>	1,500,000	2,000,000
Boston University, <i>Boston, Massachusetts</i>	1,500,000	2,000,000
University of Buffalo, <i>Buffalo, New York</i>	1,500,000	2,000,000
Chicago Medical School, <i>Chicago, Illinois</i>	700,000	1,200,000
University of Chicago, <i>Chicago, Illinois</i>	3,100,000	3,600,000
College of Medical Evangelists, <i>Loma Linda, California</i>	1,100,000	1,600,000
Columbia University, <i>New York, New York</i>	3,100,000	3,600,000
Cornell University, <i>Ithaca, New York</i>	3,100,000	3,600,000
Creighton University, <i>Omaha, Nebraska</i>	900,000	1,400,000
Dartmouth College, <i>Hanover, New Hampshire</i>	550,000	800,000
Duke University, <i>Durham, North Carolina</i>	2,200,000	2,700,000
Emory University, <i>Emory University, Georgia</i>	1,500,000	2,000,000
Georgetown University, <i>District of Columbia</i>	1,500,000	2,000,000
George Washington University, <i>Washington, District of Columbia</i>	1,500,000	2,000,000
Hahnemann Medical College, <i>Philadelphia, Pennsylvania</i>	100,000	600,000
Harvard University, <i>Cambridge, Massachusetts</i>	3,100,000	3,600,000
Howard University, <i>District of Columbia</i>	400,000	900,000
Jefferson Medical College of Philadelphia, <i>Philadelphia, Pennsylvania</i>	400,000	900,000
Johns Hopkins University, <i>Baltimore, Maryland</i>	3,100,000	3,600,000
University of Louisville, <i>Louisville, Kentucky</i>	400,000	900,000
Loyola University, <i>Chicago, Illinois</i>	900,000	1,400,000
Marquette University, <i>Milwaukee, Wisconsin</i>	1,100,000	1,600,000
Meharry Medical College, <i>Nashville, Tennessee</i>	700,000	1,200,000
University of Miami, <i>Coral Gables, Florida</i>	400,000	900,000
New York Medical College, <i>New York, New York</i>	900,000	1,400,000
New York University, <i>New York, New York</i>	2,600,000	3,100,000
Northwestern University, <i>Evanston, Illinois</i>	2,200,000	2,700,000
University of Pennsylvania, <i>Philadelphia, Pennsylvania</i>	1,500,000	2,000,000
University of Pittsburgh, <i>Pittsburgh, Pennsylvania</i>	900,000	1,400,000
University of Rochester, <i>Rochester, New York</i>	2,600,000	3,100,000
St. Louis University, <i>St. Louis, Missouri</i>	1,100,000	1,600,000
Seton Hall University, <i>South Orange, New Jersey</i>	800,000	800,000



	1957 Payments	Total Grants
University of Southern California, <i>Los Angeles, California</i>	1,300,000	1,800,000
Stanford University, <i>Stanford, California</i>	2,600,000	3,100,000
Temple University, <i>Philadelphia, Pennsylvania</i>	400,000	900,000
Tufts College, <i>Medford, Massachusetts</i>	1,500,000	2,000,000
Tulane University, <i>New Orleans, Louisiana</i>	1,800,000	2,300,000
Vanderbilt University, <i>Nashville, Tennessee</i>	1,800,000	2,300,000
Wake Forest College, <i>Winston-Salem, North Carolina</i>	1,100,000	1,600,000
Washington University, <i>St. Louis, Missouri</i>	2,600,000	3,100,000
Western Reserve University, <i>Cleveland, Ohio</i>	2,600,000	3,100,000
Woman's Medical College of Pennsylvania, <i>Philadelphia, Pennsylvania</i>	100,000	600,000
Yale University, <i>New Haven, Connecticut</i>	3,100,000	3,600,000
Yeshiva University, <i>New York, New York</i>	1,100,000	1,600,000
TOTALS	<u>\$68,250,000</u>	<u>\$90,000,000</u>

\*Includes grants of \$21,750,000 in 1956.

# Privately Supported Hospitals

RECEIVING FINAL GRANTS AND PAYMENTS DURING  
THE YEAR ENDED SEPTEMBER 30, 1957

	1957 Payments	Total Grants*
<b>Alabama</b>		
Birmingham Baptist Hospital, <i>Birmingham</i>	<b>\$81,650</b>	\$163,300
Carraway Methodist Hospital, <i>Birmingham</i>	<b>61,400</b>	122,800
Children's Hospital, <i>Birmingham</i>	<b>13,550</b>	27,100
Jefferson Tuberculosis Sanatorium Society, <i>Birmingham</i>	<b>65,350</b>	130,700
St. Vincent's Hospital, <i>Birmingham</i>	<b>51,750</b>	103,500
Salvation Army Home and Hospital, <i>Birmingham</i>	<b>9,050</b>	18,100
"365" Crippled Children's Clinic, <i>Birmingham</i>	<b>25,000</b>	50,000
Community Hospital, <i>East Tallassee</i>	<b>8,950</b>	17,900
Holy Family Hospital, <i>Ensley</i>	<b>12,150</b>	24,300
Gibson Hospital, <i>Enterprise</i>	<b>8,550</b>	17,100
Lloyd Noland Hospital, <i>Fairfield</i>	<b>61,900</b>	123,800
El Reposo Sanitarium, <i>Florence</i>	<b>5,000</b>	10,000
Baptist Hospital, <i>Gadsden</i>	<b>24,900</b>	49,800
Holy Name of Jesus Hospital, <i>Gadsden</i>	<b>40,100</b>	80,200
Huntsville Hospital, <i>Huntsville</i>	<b>26,150</b>	52,300
George H. Lanier Memorial Hospital, <i>Langdale</i>	<b>21,950</b>	43,900
Blessed Martin de Porres Hospital, <i>Mobile</i>	<b>9,250</b>	18,500
Mobile Infirmary, <i>Mobile</i>	<b>77,600</b>	155,200
Providence Hospital, <i>Mobile</i>	<b>40,200</b>	80,400
Jackson Hospital and Clinic, <i>Montgomery</i>	<b>20,800</b>	41,600
Montgomery Tuberculosis Sanatorium, <i>Montgomery</i>	<b>42,500</b>	85,000
St. Jude's Catholic Hospital, <i>Montgomery</i>	<b>31,050</b>	62,100
St. Margaret's Hospital, <i>Montgomery</i>	<b>32,750</b>	65,500
Mizell Memorial Hospital, <i>Opp</i>	<b>8,650</b>	17,300
Good Samaritan Hospital, <i>Selma</i>	<b>18,050</b>	36,100
Colbert County Hospital, <i>Sheffield</i>	<b>18,950</b>	37,900
Citizens Hospital, <i>Talladega</i>	<b>17,050</b>	34,100
John A. Andrew Memorial Hospital, <i>Tuskegee Institute</i>	<b>31,950</b>	63,900
<b>Arizona</b>		
Hoemako Cooperative Hospital, <i>Casa Grande</i>	<b>5,950</b>	11,900
Marcus J. Lawrence Memorial Hospital, <i>Cottonwood</i>	<b>7,850</b>	15,700
Flagstaff Hospital, <i>Flagstaff</i>	<b>5,000</b>	10,000

	1957 Payments	Total Grants
Sage Memorial Hospital, <i>Ganado</i>	15,600	31,200
Southside District Hospital, <i>Mesa</i>	23,850	47,700
St. Joseph's Hospital, <i>Nogales</i>	6,000	12,000
Good Samaritan Hospital, <i>Phoenix</i>	75,100	150,200
John C. Lincoln Hospital, <i>Phoenix</i>	5,000	10,000
Memorial Hospital, <i>Phoenix</i>	39,550	79,100
St. Joseph's Hospital, <i>Phoenix</i>	93,800	187,600
St. Luke's Hospital, <i>Phoenix</i>	20,800	41,600
Prescott Community Hospital, <i>Prescott</i>	8,250	16,500
White Mountain Hospital, <i>Springerville</i>	5,000	10,000
Tempe Clinic Hospital, <i>Tempe</i>	13,300	13,300
Arizona State Elks Association Hospital, <i>Tucson</i>	7,550	15,100
Comstock Children's Hospital, <i>Tucson</i>	8,750	17,500
St. Luke's in the Desert, <i>Tucson</i>	5,400	10,800
St. Mary's Hospital and Sanatorium, <i>Tucson</i>	83,100	166,200
Tucson Medical Center, <i>Tucson</i>	39,600	79,200
Community Hospital Association, <i>Wickenburg</i>	5,000	10,000
Williams Hospital, <i>Williams</i>	5,000	10,000
Winslow Memorial Hospital, <i>Winslow</i>	5,000	10,000
 <b>Arkansas</b>		
Mercy Hospital, <i>Brinkley</i>	5,150	10,300
Clarksville Hospital, <i>Clarksville</i>	6,550	13,100
Crossett Health Center, <i>Crossett</i>	11,850	23,700
De Queen General Hospital, <i>De Queen</i>	5,800	11,600
St. Mary's Hospital, <i>Dermott</i>	6,500	13,000
Desha County Hospital, <i>Dumas</i>	5,000	10,000
Warner Brown Hospital, <i>El Dorado</i>	19,050	38,100
St. Edward's Mercy Hospital, <i>Fort Smith</i>	31,500	63,000
Sparks Memorial Hospital, <i>Fort Smith</i>	34,100	68,200
Helena Hospital, <i>Helena</i>	14,650	29,300
Leo N. Levi Memorial Hospital, <i>Hot Springs</i>	22,300	44,600
St. Joseph's Infirmary and Training School for Nurses, <i>Hot Springs</i>	41,050	82,100
Children's Convalescent Center, <i>Jacksonville</i>	14,150	28,300
St. Bernard's Hospital, <i>Jonesboro</i>	34,400	68,800
Arkansas Baptist Hospital, <i>Little Rock</i>	84,400	168,800
Arkansas Children's Hospital, <i>Little Rock</i>	15,950	31,900
St. Vincent's Infirmary, <i>Little Rock</i>	60,050	120,100
Drew County Hospital, <i>Monticello</i>	5,150	10,300
St. Anthony's Hospital, <i>Morrilton</i>	11,700	23,400
Community Methodist Hospital, <i>Paragould</i>	9,750	19,500
Rogers Memorial Hospital, <i>Rogers</i>	6,000	12,000
Springdale Memorial Hospital, <i>Springdale</i>	9,200	18,400
St. Michael's Hospital, <i>Texarkana</i>	39,650	79,300

	1957 Payments	Total Grants
Crawford County Memorial Hospital, <i>Van Buren</i>	7,400	14,800
Crittenden Hospital, <i>West Memphis</i>	10,450	20,900
<b>California</b>		
Alameda Hospital, <i>Alameda</i>	31,300	62,600
Alhambra Community Hospital, <i>Alhambra</i>	16,200	32,400
La Vina, <i>Altadena</i>	15,300	30,600
Antioch Community Hospital, <i>Antioch</i>	10,000	10,000
Methodist Hospital of Southern California, <i>Arcadia</i>	46,250	92,500
Trinity Hospital, <i>Arcata</i>	11,500	23,000
Mercy Hospital, <i>Bakersfield</i>	29,500	59,000
Charles S. Howard Foundation, <i>Belmont</i>	6,300	12,600
Alta Bates Community Hospital, <i>Berkeley</i>	38,550	77,100
Herrick Foundation, <i>Berkeley</i>	53,950	107,900
Palo Verde Hospital, <i>Blythe</i>	6,400	12,800
St. Joseph Hospital, <i>Burbank</i>	55,050	110,100
Peninsula Community Hospital, <i>Carmel</i>	15,250	30,500
Casa Colina Convalescent Home for Crippled Children, <i>Chino</i>	11,000	22,000
Memorial Infirmary, <i>Claremont</i>	5,000	10,000
Coronado Hospital, <i>Coronado</i>	8,350	16,700
Inter-Community Hospital, <i>Covina</i>	19,650	39,300
City of Hope Medical Center, <i>Duarte</i>	84,600	169,200
Santa Teresita Hospital, <i>Duarte</i>	31,000	62,000
Sister Kenny Memorial Hospital and Rehabilitation Center, <i>El Monte</i>	15,950	31,900
St. Joseph Hospital, <i>Eureka</i>	20,550	41,100
Exeter Memorial Hospital, <i>Exeter</i>	8,150	16,300
Arequipa Sanatorium, <i>Fairfax</i>	9,350	18,700
Kaiser Foundation Hospital, <i>Fontana</i>	24,700	49,400
Fresno Community Hospital, <i>Fresno</i>	45,450	90,900
Saint Agnes Hospital, <i>Fresno</i>	28,700	57,400
Valley Children's Hospital and Guidance Clinic, <i>Fresno</i>	8,750	17,500
Wheeler Hospital, <i>Gilroy</i>	5,750	11,500
Charles B. Behrens Memorial Hospital, <i>Glendale</i>	23,500	47,000
Glendale Sanitarium and Hospital, <i>Glendale</i>	66,200	132,400
Physicians' and Surgeons' Hospital, <i>Glendale</i>	34,600	69,200
Biggs-Gridley Memorial Hospital, <i>Gridley</i>	5,750	11,500
Sacred Heart Hospital, <i>Hanford</i>	9,950	19,900
Hawthorne Community Hospital, <i>Hawthorne</i>	19,700	39,400
Hazel Hawkins Memorial Hospital, <i>Hollister</i>	5,850	11,700
Centinela Valley Community Hospital, <i>Inglewood</i>	32,600	65,200
Daniel Freeman Memorial Hospital, <i>Inglewood</i>	22,000	44,000
Scripps Clinic and Research Foundation, <i>La Jolla</i>	11,150	22,300
Scripps Memorial Hospital, <i>La Jolla</i>	31,300	62,600
Santa Anita Hospital, <i>Lake Arrowhead</i>	5,000	10,000

	1957 Payments	Total Grants
--	---------------	--------------

La Mesa Community Hospital, <i>La Mesa</i>	10,750	21,500
Lodi Memorial Hospital, <i>Lodi</i>	9,150	18,300
Loma Linda Sanitarium and Hospital, <i>Loma Linda</i>	37,550	75,100
Long Beach Community Hospital, <i>Long Beach</i>	44,600	89,200
St. Mary's Long Beach Hospital, <i>Long Beach</i>	73,300	146,600
Seaside Memorial Hospital, <i>Long Beach</i>	103,900	207,800
Barlow Sanatorium, <i>Los Angeles</i>	28,600	57,200
Booth Memorial Hospital, <i>Los Angeles</i>	5,000	10,000
California Babies' and Children's Hospital, <i>Los Angeles</i>	5,000	10,000
California Hospital, <i>Los Angeles</i>	86,350	172,700
Cedars of Lebanon Hospital, <i>Los Angeles</i>	104,650	209,300
Childrens Hospital, <i>Los Angeles</i>	51,800	103,600
Florence Crittenton Home, <i>Los Angeles</i>	9,450	18,900
Gateways, <i>Los Angeles</i>	5,000	10,000
Hospital of the Good Samaritan, <i>Los Angeles</i>	112,500	225,000
Kaiser Foundation Hospital, <i>Los Angeles</i>	61,500	123,000
Lincoln Hospital, <i>Los Angeles</i>	11,500	23,000
Los Angeles Eye and Ear Hospital, <i>Los Angeles</i>	5,000	10,000
Mount Sinai Hospital and Clinic, <i>Los Angeles</i>	24,100	48,200
Orthopaedic Hospital, <i>Los Angeles</i>	19,250	38,500
Presbyterian Hospital Olmstead Memorial, <i>Los Angeles</i>	74,250	148,500
Queen of Angels Hospital, <i>Los Angeles</i>	120,400	240,800
Resthaven, <i>Los Angeles</i>	13,250	26,500
St. Anne's Maternity Hospital, <i>Los Angeles</i>	16,050	32,100
St. John of God Hospital, <i>Los Angeles</i>	22,300	44,600
St. Vincent's Hospital, <i>Los Angeles</i>	68,050	136,100
Shriners Hospital for Crippled Children, <i>Los Angeles</i>	17,750	35,500
White Memorial Hospital, <i>Los Angeles</i>	56,100	112,200
St. Francis' Hospital, <i>Lynwood</i>	78,800	157,600
Mercy Hospital, <i>Merced</i>	13,500	27,000
Memorial Hospital of Stanislaus County, <i>Modesto</i>	23,450	46,900
Maryknoll Sanatorium, <i>Monrovia</i>	12,350	24,700
Beverly Community Hospital, <i>Montebello</i>	22,000	44,000
Parks Victory Memorial Hospital, <i>Napa</i>	12,100	24,200
Paradise Valley Sanitarium and Hospital, <i>National City</i>	28,250	56,500
Hoag Memorial Hospital-Presbyterian, <i>Newport Beach</i>	21,750	43,500
Booth Memorial Hospital, <i>Oakland</i>	5,000	10,000
California Rehabilitation Center, <i>Oakland</i>	17,750	35,500
Children's Hospital of the East Bay, <i>Oakland</i>	31,900	63,800
Kaiser Foundation Hospital, <i>Oakland</i>	78,450	156,900
Peralta Hospital, <i>Oakland</i>	54,400	108,800
Providence Hospital, <i>Oakland</i>	57,100	114,200
Samuel Merritt Hospital, <i>Oakland</i>	62,000	124,000
St. Joseph Hospital, <i>Orange</i>	52,750	105,500
St. John's Hospital, <i>Oxnard</i>	15,950	31,900
Palo Alto Hospital, <i>Palo Alto</i>	64,600	129,200

	1957 Payments	Total Grants
Feather River Sanitarium and Hospital, <i>Paradise</i>	5,000	10,000
Alta Vista Hospital, <i>Pasadena</i>	14,450	28,900
Huntington Memorial Hospital, <i>Pasadena</i>	85,100	170,200
Saint Luke Hospital, <i>Pasadena</i>	57,600	115,200
Pomona Valley Community Hospital, <i>Pomona</i>	31,100	62,200
Mercy Hospital, <i>Redding</i>	17,350	34,700
Redlands Community Hospital, <i>Redlands</i>	15,350	30,700
Kings View Homes, <i>Reedley</i>	8,150	16,300
Reedley Hospital, <i>Reedley</i>	5,000	10,000
Richmond Hospital, <i>Richmond</i>	32,000	64,000
Riverside Community Hospital, <i>Riverside</i>	37,600	75,200
Roseville District Hospital, <i>Roseville</i>	8,800	17,600
Mercy Hospital, <i>Sacramento</i>	62,950	125,900
Sutter Community Hospitals, <i>Sacramento</i>	95,500	191,000
St. Bernardine's Hospital, <i>San Bernardino</i>	39,500	79,000
Will C. Silliman Memorial Hospital, <i>San Bernardino</i>	—	7,600
Childrens Hospital, <i>San Diego</i>	7,250	14,500
Collier Park Hospital, <i>San Diego</i>	5,000	10,000
Donald N. Sharp Memorial Community Hospital, <i>San Diego</i>	25,850	51,700
Mercy Hospital, <i>San Diego</i>	105,900	211,800
Quintard Hospital, <i>San Diego</i>	22,450	44,900
Children's Hospital, <i>San Francisco</i>	58,000	116,000
Chinese Hospital, <i>San Francisco</i>	17,650	35,300
Franklin Hospital, <i>San Francisco</i>	62,250	124,500
Garden Hospital, <i>San Francisco</i>	30,100	60,200
Hahnemann Hospital, <i>San Francisco</i>	18,050	36,100
Kaiser Foundation Hospital, <i>San Francisco</i>	42,000	84,000
Maimonides Hospital, <i>San Francisco</i>	33,750	67,500
Mary's Help Hospital, <i>San Francisco</i>	49,550	99,100
Mount Zion Hospital, <i>San Francisco</i>	76,100	152,200
Notre Dame Hospital, <i>San Francisco</i>	36,750	73,500
St. Elizabeth's Infant Hospital, <i>San Francisco</i>	19,100	38,200
St. Francis Memorial Hospital, <i>San Francisco</i>	73,350	146,700
St. Joseph's Hospital, <i>San Francisco</i>	53,600	107,200
St. Luke's Hospital, <i>San Francisco</i>	54,500	109,000
St. Mary's Hospital, <i>San Francisco</i>	96,200	192,400
Shriners Hospitals for Crippled Children, <i>San Francisco</i>	18,050	36,100
Stanford University Hospitals, <i>San Francisco</i>	87,650	175,300
St. Helena Sanitarium and Hospital, <i>Sanitarium</i>	29,900	59,800
Alum Rock Sanatorium, <i>San Jose</i>	12,650	25,300
Doctors General Hospital, <i>San Jose</i>	15,650	31,300
O'Connor Hospital, <i>San Jose</i>	41,500	83,000
San Jose Hospital, <i>San Jose</i>	68,700	137,400
Mills Memorial Hospital, <i>San Mateo</i>	48,350	96,700
San Pedro Community Hospital, <i>San Pedro</i>	25,500	51,000
St. Francis Hospital, <i>Santa Barbara</i>	21,300	42,600

Santa Barbara Cottage Hospital, <i>Santa Barbara</i>	<b>47,950</b>	95,900
Dominican Santa Cruz Hospital, <i>Santa Cruz</i>	<b>11,850</b>	23,700
Sisters Hospital, <i>Santa Cruz</i>	<b>8,950</b>	17,900
Our Lady of Perpetual Help Hospital, <i>Santa Maria</i>	<b>13,700</b>	27,400
St. John's Hospital, <i>Santa Monica</i>	<b>70,800</b>	141,600
Santa Monica Hospital, <i>Santa Monica</i>	<b>59,250</b>	118,500
Santa Rosa Memorial Hospital, <i>Santa Rosa</i>	<b>25,600</b>	51,200
Kaiser Foundation Hospital, <i>South San Francisco</i>	<b>10,250</b>	20,500
Ingleside Lodge, <i>South San Gabriel</i>	<b>13,850</b>	27,700
Stanford Convalescent Home, <i>Stanford</i>	<b>16,850</b>	33,700
Dameron Hospital, <i>Stockton</i>	<b>24,950</b>	49,900
St. Joseph's Home and Hospital, <i>Stockton</i>	<b>33,900</b>	67,800
Jared Sidney Torrance Memorial Hospital, <i>Torrance</i>	<b>22,600</b>	45,200
Tracy Community Memorial Hospital, <i>Tracy</i>	<b>8,850</b>	17,700
Emmanuel Hospital, <i>Turlock</i>	<b>15,300</b>	30,600
San Antonio Community Hospital, <i>Upland</i>	<b>22,950</b>	45,900
Kaiser Foundation Hospital, <i>Vallejo</i>	<b>50,500</b>	101,000
Vallejo General Hospital, <i>Vallejo</i>	<b>16,100</b>	32,200
Foster Memorial Hospital, <i>Ventura</i>	<b>17,800</b>	35,600
Kaiser Foundation Hospital, <i>Walnut Creek</i>	<b>21,750</b>	43,500
Watsonville Community Hospital, <i>Watsonville</i>	<b>17,350</b>	34,700
Motion Picture Country Hospital, <i>Woodland Hills</i>	<b>9,650</b>	19,300
Fremont Hospital, <i>Yuba City</i>	<b>8,450</b>	16,900

**Colorado**

Alamosa Community Hospital, <i>Alamosa</i>	<b>10,250</b>	20,500
Boulder-Colorado Sanitarium, <i>Boulder</i>	<b>19,100</b>	38,200
Community Hospital, <i>Boulder</i>	<b>10,450</b>	20,900
Brush Hospital, <i>Brush</i>	<b>7,600</b>	15,200
St. Thomas More Hospital, <i>Canon City</i>	<b>8,550</b>	17,100
St. Joseph Hospital, <i>Cheyenne Wells</i>	<b>5,000</b>	10,000
Plateau Valley Congregational Hospital, <i>Collbran</i>	<b>5,000</b>	10,000
Cragmor Foundation, <i>Colorado Springs</i>	<b>23,500</b>	47,000
Glockner-Penrose Hospital, <i>Colorado Springs</i>	<b>54,250</b>	108,500
St. Francis Hospital, <i>Colorado Springs</i>	<b>28,850</b>	57,700
Union Printers Home, <i>Colorado Springs</i>	<b>51,200</b>	102,400
Southwest Memorial Hospital, <i>Cortez</i>	<b>9,450</b>	18,900
Cripple Creek Hospital, <i>Cripple Creek</i>	<b>5,000</b>	10,000
St. Joseph's Hospital, <i>Del Norte</i>	<b>8,500</b>	17,000
Delta Memorial Hospital, <i>Delta</i>	<b>5,000</b>	10,000
Bethesda Sanatorium, <i>Denver</i>	<b>11,450</b>	22,900
Beth Israel Hospital, <i>Denver</i>	<b>12,600</b>	25,200
Booth Memorial Hospital, <i>Denver</i>	<b>5,000</b>	10,000
Children's Hospital, <i>Denver</i>	<b>46,650</b>	93,300

	1957 Payments	Total Grants
Florence Crittenton Home and Mary H. Donaldson		
Woman's Hospital, <i>Denver</i>	5,000	10,000
General Rose Memorial Hospital, <i>Denver</i>	81,750	163,500
Jewish National Home for Asthmatic Children, <i>Denver</i>	32,050	64,100
Mercy Hospital, <i>Denver</i>	70,300	140,600
Mount Airy, <i>Denver</i>	19,550	39,100
National Jewish Hospital, <i>Denver</i>	76,500	153,000
Porter Sanitarium and Hospital, <i>Denver</i>	53,400	106,800
Presbyterian Hospital, <i>Denver</i>	61,100	122,200
St. Anthony Hospital, <i>Denver</i>	62,150	124,300
St. Francis Sanatorium, <i>Denver</i>	5,400	10,800
St. Joseph's Hospital, <i>Denver</i>	95,900	191,800
St. Luke's Hospital, <i>Denver</i>	110,400	220,800
Sands House, <i>Denver</i>	8,150	16,300
University of Denver Hospital, <i>Denver</i>	5,000	10,000
Mercy Hospital, <i>Durango</i>	15,800	31,600
Swedish National Sanatorium, <i>Englewood</i>	20,800	41,600
St. Joseph Hospital, <i>Florence</i>	5,000	10,000
Fort Morgan Community Hospital, <i>Fort Morgan</i>	7,750	15,500
Lower Valley Hospital, <i>Fruita</i>	5,000	10,000
Valley View Hospital, <i>Glenwood Springs</i>	5,800	11,600
St. Mary's Hospital, <i>Grand Junction</i>	29,600	59,200
Northeast Colorado Memorial Hospital, <i>Haxtun</i>	5,000	10,000
Solandt Memorial Hospital, <i>Hayden</i>	5,000	10,000
Mennonite Hospital and Sanitarium, <i>La Junta</i>	26,450	52,900
Sante Fe Hospital, <i>La Junta</i>	6,100	12,200
Craig Colony, <i>Lakewood</i>	9,350	18,700
Sacred Heart Hospital, <i>Lamar</i>	10,050	20,100
St. Vincent's Hospital, <i>Leadville</i>	6,200	12,400
St. Vrain Hospital, <i>Longmont</i>	5,000	10,000
Loveland Memorial Hospital, <i>Loveland</i>	6,400	12,800
Monte Vista Lutheran Hospital, <i>Monte Vista</i>	8,600	17,200
Corwin Hospital, <i>Pueblo</i>	46,600	93,200
Parkview Episcopal Hospital, <i>Pueblo</i>	38,350	76,700
St. Mary Hospital, <i>Pueblo</i>	34,750	69,500
Rangely Community Hospital, <i>Rangely</i>	5,000	10,000
Pioneers Memorial Hospital, <i>Rocky Ford</i>	5,250	10,500
American Medical Center, <i>Spivak</i>	38,550	77,100
Routt County Memorial Hospital, <i>Steamboat Springs</i>	5,000	10,000
Logan County Hospital, <i>Sterling</i>	9,600	19,200
St. Benedict's Hospital, <i>Sterling</i>	9,400	18,800
Mount San Rafael Hospital, <i>Trinidad</i>	14,250	28,500
Lutheran Sanatorium, <i>Wheat Ridge</i>	22,600	45,200
Wray Community Hospital, <i>Wray</i>	5,000	10,000
Yuma Community Hospital, <i>Yuma</i>	5,000	10,000



**Connecticut**

Bridgeport Hospital, <i>Bridgeport</i>	102,350	204,700
Park City Hospital, <i>Bridgeport</i>	9,050	18,100
St. Vincent's Hospital, <i>Bridgeport</i>	102,200	204,400
Bristol Hospital, <i>Bristol</i>	34,800	69,600
Danbury Hospital, <i>Danbury</i>	43,300	86,600
Griffin Hospital, <i>Derby</i>	32,650	65,300
Greenwich Hospital, <i>Greenwich</i>	52,150	104,300
Hartford Hospital, <i>Hartford</i>	125,000	250,000
Institute of Living, <i>Hartford</i>	104,500	209,000
Mount Sinai Hospital, <i>Hartford</i>	33,800	67,600
Saint Francis Hospital, <i>Hartford</i>	125,000	250,000
Hotchkiss School Infirmary, <i>Lakeville</i>	5,000	10,000
Manchester Memorial Hospital, <i>Manchester</i>	40,450	80,900
Meriden Hospital, <i>Meriden</i>	49,050	98,100
Middlesex Memorial Hospital, <i>Middletown</i>	41,250	82,500
Milford Hospital, <i>Milford</i>	15,100	30,200
New Britain General Hospital, <i>New Britain</i>	69,150	138,300
New Britain Memorial Hospital, <i>New Britain</i>	29,200	58,400
Silver Hill Foundation, <i>New Canaan</i>	13,550	27,100
Grace-New Haven Community Hospital, <i>New Haven</i>	125,000	250,000
St. Raphael Hospital, <i>New Haven</i>	113,500	227,000
Yale Infirmary, <i>New Haven</i>	6,950	13,900
Newington Home and Hospital for Crippled Children, <i>Newington</i>	45,150	90,300
Lawrence and Memorial Associated Hospitals, <i>New London</i>	57,250	114,500
New Milford Hospital, <i>New Milford</i>	8,250	16,500
Norwalk Hospital, <i>Norwalk</i>	69,200	138,400
William W. Backus Hospital, <i>Norwich</i>	35,500	71,000
Day-Kimball Hospital, <i>Putnam</i>	20,750	41,500
Rockville City Hospital, <i>Rockville</i>	9,200	18,400
Sharon Hospital, <i>Sharon</i>	15,400	30,800
Bradley Memorial Hospital, <i>Southington</i>	15,350	30,700
Cyril and Julia C. Johnson Memorial Hospital, <i>Stafford Springs</i>	9,500	19,000
St. Joseph's Hospital, <i>Stamford</i>	27,000	54,000
Stamford Hospital, <i>Stamford</i>	65,150	130,300
Charlotte Hungerford Hospital, <i>Torrington</i>	34,800	69,600
Gaylord Farm Sanatorium, <i>Wallingford</i>	32,200	64,400
St. Mary's Hospital, <i>Waterbury</i>	97,700	195,400
Waterbury Hospital, <i>Waterbury</i>	85,150	170,300
St. Agnes Home, <i>West Hartford</i>	5,000	10,000
Windham Community Memorial Hospital, <i>Willimantic</i>	21,600	43,200
Litchfield County Hospital, <i>Winsted</i>	14,500	29,000

**Delaware**

Kent General Hospital, <i>Dover</i>	21,450	42,900
Beebe Hospital of Sussex County, <i>Lewes</i>	18,450	36,900

	1957 Payments	Total Grants
Milford Memorial Hospital, <i>Milford</i>	26,450	52,900
Nanticoke Memorial Hospital, <i>Seaford</i>	8,800	17,600
Delaware Hospital, <i>Wilmington</i>	104,200	208,400
Memorial Hospital, <i>Wilmington</i>	53,900	107,800
St. Francis Hospital, <i>Wilmington</i>	24,200	48,400
Wilmington General Hospital, <i>Wilmington</i>	45,550	91,100
 <b>District of Columbia</b>		
Central Dispensary and Emergency Hospital	63,550	127,100
Children's Convalescent Home	10,550	21,100
Children's Hospital	38,250	76,500
Columbia Hospital for Women and Lying-In Asylum	47,700	95,400
Eastern Dispensary and Casualty Hospital	35,550	71,100
Episcopal Eye, Ear and Throat Hospital	15,950	31,900
Garfield Memorial Hospital	66,650	133,300
Georgetown University Hospital	97,450	194,900
George Washington University Hospital	113,250	226,500
Hadley Memorial Hospital	6,350	12,700
Hahnemann Hospital	10,450	20,900
Providence Hospital	67,950	135,900
Sibley Memorial Hospital	58,600	117,200
Theodora Snow Memorial Hospital	5,000	10,000
Washington Home for Incurables	53,900	107,800
Washington Sanitarium and Hospital	59,350	118,700
 <b>Florida</b>		
Arcadia General Hospital, <i>Arcadia</i>	8,400	16,800
Walker Memorial Sanitarium and Hospital, <i>Avon Park</i>	9,000	18,000
Bartow Memorial Hospital, <i>Bartow</i>	10,950	21,900
Morton F. Plant Hospital, <i>Clearwater</i>	19,350	38,700
South Lake Memorial Hospital, <i>Clermont</i>	5,000	10,000
Fish Memorial Hospital, <i>DeLand</i>	12,900	25,800
Mease Hospital, <i>Dunedin</i>	8,050	16,100
Waterman Memorial Hospital, <i>Eustis</i>	11,050	22,100
Lee Memorial Hospital, <i>Fort Myers</i>	14,900	29,800
Fort Pierce Memorial Hospital, <i>Fort Pierce</i>	11,350	22,700
Hialeah Hospital, <i>Hialeah</i>	6,000	12,000
James Archer Smith Hospital, <i>Homestead</i>	6,000	12,000
Baptist Memorial Hospital, <i>Jacksonville</i>	32,700	65,400
Brewster Hospital, <i>Jacksonville</i>	26,850	53,700
Hope Haven Hospital, <i>Jacksonville</i>	17,450	34,900
St. Luke's Hospital, <i>Jacksonville</i>	60,300	120,600
St. Vincent's Hospital, <i>Jacksonville</i>	78,650	157,300
Lake Wales Hospital, <i>Lake Wales</i>	6,300	12,600

	1957 Payments	Total Grants
Brevard Hospital, <i>Melbourne</i>	8,800	17,600
Christian Hospital, <i>Miami</i>	5,000	10,000
Mercy Hospital, <i>Miami</i>	42,000	84,000
Miami Sanatorium, <i>Miami</i>	20,800	41,600
National Children's Cardiac Hospital, <i>Miami</i>	9,650	19,300
North Shore Hospital, <i>Miami</i>	32,950	65,900
Variety Children's Hospital, <i>Miami</i>	25,600	51,200
Miami Heart Institute, <i>Miami Beach</i>	5,000	10,000
Mt. Sinai Hospital of Greater Miami, <i>Miami Beach</i>	54,550	109,100
St. Francis Hospital, <i>Miami Beach</i>	41,300	82,600
Miami-Battle Creek Sanitarium, <i>Miami Springs</i>	12,950	25,900
Fish Memorial Hospital, <i>New Smyrna Beach</i>	5,000	10,000
Florida Sanitarium and Hospital, <i>Orlando</i>	47,500	95,000
Orange Memorial Hospital, <i>Orlando</i>	87,400	174,800
Baptist Hospital, <i>Pensacola</i>	34,050	68,100
Our Lady of Angels Hospital, <i>Pensacola</i>	6,650	13,300
Pensacola Maternity Hospital, <i>Pensacola</i>	8,800	17,600
Sacred Heart Hospital, <i>Pensacola</i>	27,550	55,100
South Florida Baptist Hospital, <i>Plant City</i>	14,650	29,300
Charlotte Hospital, <i>Punta Gorda</i>	5,000	10,000
Wuesthoff Memorial Hospital, <i>Rockledge</i>	7,150	14,300
Flagler Hospital, <i>St. Augustine</i>	17,950	35,900
American Legion Hospital for Crippled Children, <i>St. Petersburg</i>	12,050	24,100
St. Anthony's Hospital, <i>St. Petersburg</i>	59,250	118,500
Martin County Hospital, <i>Stuart</i>	5,000	10,000
Forsyth Memorial Sanitarium and Hospital, <i>Tallahassee</i>	5,600	11,200
Centro Asturiano Hospital, <i>Tampa</i>	30,600	30,600
Centro Espanol Hospital, <i>Tampa</i>	24,100	24,100
Lily White Hospital, <i>Tampa</i>	6,250	12,500
St. Joseph's Hospital, <i>Tampa</i>	62,750	125,500
Tarpon Springs Hospital, <i>Tarpon Springs</i>	5,000	10,000
Harry-Anna Crippled Children's Home, <i>Umatilla</i>	16,550	33,100
South Sarasota County Memorial Hospital, <i>Venice</i>	5,000	10,000
Indian River Memorial Hospital, <i>Vero Beach</i>	9,850	19,700
Good Samaritan Hospital, <i>West Palm Beach</i>	37,150	74,300
St. Mary's Hospital, <i>West Palm Beach</i>	34,100	68,200
Winter Haven Hospital, <i>Winter Haven</i>	21,900	43,800
Winter Park Memorial Hospital, <i>Winter Park</i>	9,650	19,300
<b>Georgia</b>		
St. Mary's Hospital, <i>Athens</i>	25,100	50,200
Crawford W. Long Memorial Hospital, <i>Atlanta</i>	121,750	243,500
Georgia Baptist Hospital, <i>Atlanta</i>	114,050	228,100
Henrietta Eggleston Hospital for Children, <i>Atlanta</i>	9,050	18,100

	1957 Payments	Total Grants
Jesse Parker Williams Hospital, <i>Atlanta</i>	<b>9,950</b>	19,900
Piedmont Hospital, <i>Atlanta</i>	<b>42,650</b>	85,300
St. Joseph's Infirmary, <i>Atlanta</i>	<b>57,850</b>	115,700
St. Joseph's Hospital, <i>Augusta</i>	<b>28,850</b>	57,700
William Hutchins Memorial Clinic, <i>Buford</i>	<b>10,400</b>	10,400
Polk General Hospital, <i>Cedartown</i>	<b>8,600</b>	17,200
St. Francis Hospital, <i>Columbus</i>	<b>23,050</b>	46,100
Scottish Rite Hospital for Crippled Children, <i>Decatur</i>	<b>13,250</b>	26,500
Joan Glancy Memorial Hospital, <i>Duluth</i>	<b>5,000</b>	10,000
Aidmore Children's Convalescent Hospital, <i>Emory University</i>	<b>12,050</b>	24,100
Emory University Hospital, <i>Emory University</i>	<b>79,050</b>	158,100
Heard County Memorial Hospital, <i>Franklin</i>	<b>10,000</b>	10,000
R. J. Taylor Memorial Hospital, <i>Hawkinsville</i>	<b>9,900</b>	19,800
St. Luke's Hospital, <i>Macon</i>	<b>6,000</b>	12,000
Vereen Memorial Hospital, <i>Moultrie</i>	<b>30,200</b>	30,200
Cobb Memorial Hospital, <i>Royston</i>	<b>5,000</b>	10,000
Charity Hospital, <i>Savannah</i>	<b>13,750</b>	27,500
Georgia Infirmary, <i>Savannah</i>	<b>20,250</b>	40,500
Saint Joseph's Hospital, <i>Savannah</i>	<b>33,400</b>	66,800
Telfair Hospital, <i>Savannah</i>	<b>12,150</b>	24,300
Warren A. Candler Hospital, <i>Savannah</i>	<b>29,600</b>	59,200
John D. Archbold Memorial Hospital, <i>Thomasville</i>	<b>34,050</b>	68,100
Riegel Community Hospital, <i>Trion</i>	<b>7,150</b>	14,300
Georgia Warm Springs Foundation Hospital, <i>Warm Springs</i>	<b>49,400</b>	98,800
<b>Idaho</b>		
Ashton Memorial Hospital, <i>Ashton</i>	<b>5,000</b>	10,000
Booth Memorial Hospital, <i>Boise</i>	<b>5,150</b>	10,300
Idaho Elks' Rehabilitation Center, <i>Boise</i>	<b>6,950</b>	13,900
St. Alphonsus' Hospital, <i>Boise</i>	<b>33,850</b>	67,700
St. Luke's Hospital and Nurses' Training School, <i>Boise</i>	<b>33,300</b>	66,600
Caldwell Memorial Hospital, <i>Caldwell</i>	<b>12,800</b>	25,600
Lake City General Hospital, <i>Coeur d'Alene</i>	<b>9,700</b>	19,400
Our Lady of Consolation Hospital, <i>Cottonwood</i>	<b>8,000</b>	16,000
Community Hospital, <i>Council</i>	<b>5,000</b>	10,000
Latter Day Saints Hospital, <i>Idaho Falls</i>	<b>21,500</b>	43,000
Sacred Heart Hospital, <i>Idaho Falls</i>	<b>19,950</b>	39,900
St. Benedict's Hospital, <i>Jerome</i>	<b>9,550</b>	19,100
St. Joseph's Hospital, <i>Lewiston</i>	<b>27,250</b>	54,500
Gritman Memorial Hospital, <i>Moscow</i>	<b>11,800</b>	23,600
Mercy Hospital, <i>Nampa</i>	<b>14,400</b>	28,800
Samaritan Hospital, <i>Nampa</i>	<b>9,800</b>	19,600
St. Anthony Mercy Hospital, <i>Pocatello</i>	<b>21,400</b>	42,800
Bonner General Hospital, <i>Sandpoint</i>	<b>7,250</b>	14,500
Providence Hospital, <i>Wallace</i>	<b>8,100</b>	16,200

	1957 Payments	Total Grants
<b>Illinois</b>		
Alton Memorial Hospital, <i>Alton</i>	34,200	68,400
St. Anthony's Infirmery and Sanitarium, <i>Alton</i>	15,950	31,900
Saint Joseph Hospital, <i>Alton</i>	45,500	91,000
Amboy Public Hospital, <i>Amboy</i>	5,000	10,000
Copley Memorial Hospital, <i>Aurora</i>	43,750	87,500
Mercyville Sanitarium, <i>Aurora</i>	48,200	96,400
St. Charles Hospital, <i>Aurora</i>	27,050	54,100
St. Joseph Mercy Hospital, <i>Aurora</i>	30,050	60,100
Saunders Hospital, <i>Avon</i>	5,000	10,000
Herrick House, <i>Bartlett</i>	10,250	20,500
Fox River Sanitarium, <i>Batavia</i>	9,350	18,700
St. Elizabeth's Hospital, <i>Belleville</i>	47,850	95,700
Highland Hospital, <i>Belvidere</i>	10,000	20,000
St. Joseph's Hospital, <i>Belvidere</i>	10,950	21,900
MacNeal Memorial Hospital, <i>Berwyn</i>	58,900	117,800
Mennonite Hospital, <i>Bloomington</i>	31,850	63,700
St. Joseph's Hospital, <i>Bloomington</i>	36,600	73,200
St. Francis Hospital, <i>Blue Island</i>	39,100	78,200
St. Joseph's Hospital, <i>Breese</i>	9,400	18,800
Saint Mary's Hospital, <i>Cairo</i>	20,900	41,800
Graham Hospital, <i>Canton</i>	27,250	54,500
Doctors Hospital, <i>Carbondale</i>	13,000	26,000
Holden Hospital, <i>Carbondale</i>	9,500	19,000
Carlinville Area Hospital, <i>Carlinville</i>	11,400	22,800
Thomas H. Boyd Memorial Hospital, <i>Carrollton</i>	10,600	21,200
Memorial Hospital, <i>Carthage</i>	9,900	19,800
St. Mary's Hospital, <i>Centralia</i>	19,500	39,000
M. A. Montgomery Memorial Sanitarium, <i>Charleston</i>	7,050	14,100
Chester Hospital, <i>Chester</i>	5,000	10,000
Alexian Brothers Hospital, <i>Chicago</i>	57,200	114,400
American Hospital, <i>Chicago</i>	35,450	70,900
Augustana Hospital, <i>Chicago</i>	74,650	149,300
Belmont Community Hospital, <i>Chicago</i>	26,950	53,900
Bethany Methodist Hospital, <i>Chicago</i>	14,750	29,500
Bethany Sanitarium and Hospital, <i>Chicago</i>	11,600	23,200
Catherine Booth Hospital and Clinics, <i>Chicago</i>	18,050	36,100
Chicago Clinic of Physical Medicine, <i>Chicago</i>	5,400	10,800
Chicago Home for Incurables, <i>Chicago</i>	79,500	159,000
Chicago Wesley Memorial Hospital, <i>Chicago</i>	125,000	250,000
Children's Memorial Hospital, <i>Chicago</i>	38,550	77,100
Columbus Hospital, <i>Chicago</i>	84,050	168,100
Drexel Home, <i>Chicago</i>	64,650	129,300
Edgewater Hospital, <i>Chicago</i>	33,450	66,900
Englewood Hospital, <i>Chicago</i>	43,500	87,000
Evangelical Hospital, <i>Chicago</i>	56,900	113,800
Frank Cuneo Memorial Hospital, <i>Chicago</i>	18,150	36,300

	1957 Payments	Total Grants
Franklin Boulevard Community Hospital, <i>Chicago</i>	18,650	37,300
Garfield Park Community Hospital, <i>Chicago</i>	34,450	68,900
Grant Hospital, <i>Chicago</i>	55,450	110,900
Henrotin Hospital, <i>Chicago</i>	26,500	53,000
Holy Cross Hospital, <i>Chicago</i>	40,550	81,100
Illinois Masonic Hospital, <i>Chicago</i>	89,600	179,200
Jewish Peoples Convalescent Home, <i>Chicago</i>	7,250	14,500
La Rabida-Jackson Park Sanitarium, <i>Chicago</i>	21,100	42,200
Lewis Memorial Maternity Hospital, <i>Chicago</i>	25,500	51,000
Loretto Hospital, <i>Chicago</i>	38,950	77,900
Louis A. Weiss Memorial Hospital, <i>Chicago</i>	26,500	53,000
Louise Burg Hospital, <i>Chicago</i>	10,700	21,400
Lutheran Deaconess Home and Hospital, <i>Chicago</i>	48,000	96,000
Martha Washington Hospital, <i>Chicago</i>	12,650	25,300
Mary Thompson Hospital, (Women and Children's Hospital), <i>Chicago</i>	24,750	49,500
Mercy Hospital, <i>Chicago</i>	84,950	169,900
Michael Reese Hospital, <i>Chicago</i>	125,000	250,000
Mother Cabrini Memorial Hospital, <i>Chicago</i>	42,350	84,700
Mount Sinai Hospital, <i>Chicago</i>	90,550	181,100
Norwegian-American Hospital, <i>Chicago</i>	45,600	91,200
Orthodox Jewish Home for the Aged, <i>Chicago</i>	72,250	144,500
Passavant Memorial Hospital Auxiliary, <i>Chicago</i>	71,300	142,600
Pinel Sanitarium, <i>Chicago</i>	9,050	18,100
Presbyterian Hospital, <i>Chicago</i> <sup>1</sup>	101,550	203,100
Provident Hospital, <i>Chicago</i>	53,750	107,500
Ravenswood Hospital, <i>Chicago</i>	51,350	102,700
Rest Haven Rehabilitation Hospital, <i>Chicago</i>	22,600	45,200
Resurrection Hospital, <i>Chicago</i>	41,000	82,000
Roosevelt Memorial Hospital, <i>Chicago</i>	8,150	16,300
Roseland Community Hospital, <i>Chicago</i>	26,350	52,700
St. Anne's Hospital, <i>Chicago</i>	85,000	170,000
St. Anthony de Padua Hospital, <i>Chicago</i>	50,700	101,400
St. Bernard's Hotel Dieu Hospital, <i>Chicago</i>	41,950	83,900
St. Elizabeth's Hospital, <i>Chicago</i>	72,450	144,900
St. George Hospital, <i>Chicago</i>	26,500	53,000
St. Joseph Hospital, <i>Chicago</i>	49,950	99,900
St. Luke's Hospital, <i>Chicago</i> <sup>1</sup>	125,000	250,000
St. Mary of Nazareth Hospital, <i>Chicago</i>	62,650	125,300
St. Vincent's Infant and Maternity Hospital, <i>Chicago</i>	54,150	108,300
Salvation Army Booth Memorial Hospital, <i>Chicago</i>	22,100	44,200
Shriners Hospitals for Crippled Children, <i>Chicago</i>	18,050	36,100
South Chicago Community Hospital, <i>Chicago</i>	67,900	135,800
South Shore Hospital, <i>Chicago</i>	38,250	76,500
Southtown Hospital, <i>Chicago</i>	22,550	45,100

<sup>1</sup> Merged April 25, 1956 as Presbyterian-St. Luke's Hospital

	1957 Payments	Total Grants
Swedish Covenant Hospital and Home of Mercy, <i>Chicago</i>	57,400	114,800
Sydney R. Forkosh Memorial Hospital, <i>Chicago</i>	13,550	27,100
University of Chicago Clinics, <i>Chicago</i>	125,000	250,000
Walther Memorial Hospital, <i>Chicago</i>	42,700	85,400
Washington and Jane Smith Home, <i>Chicago</i>	5,000	10,000
Woodlawn Hospital, <i>Chicago</i>	31,500	63,000
St. James Hospital, <i>Chicago Heights</i>	42,350	84,700
Central Hospital, <i>Clifton</i>	5,000	10,000
Lake View Hospital, <i>Danville</i>	40,950	81,900
St. Elizabeth's Hospital, <i>Danville</i>	38,800	77,600
Decatur and Macon County Hospital, <i>Decatur</i>	62,350	124,700
St. Mary's Hospital, <i>Decatur</i>	56,700	113,400
St. Mary's Hospital, <i>DeKalb</i>	11,500	23,000
Dixon Public Hospital, <i>Dixon</i>	41,600	41,600
Marshall Browning Hospital, <i>Du Quoin</i>	21,000	42,000
Christian Welfare Hospital, <i>East St. Louis</i>	52,400	104,800
St. Mary's Hospital, <i>East St. Louis</i>	80,550	161,100
St. Anthony's Memorial Hospital, <i>Effingham</i>	15,450	30,900
St. Joseph Hospital, <i>Elgin</i>	38,200	76,400
Sherman Hospital, <i>Elgin</i>	44,300	88,600
Memorial Hospital of DuPage County, <i>Elmhurst</i>	57,750	115,500
Community Hospital, <i>Evanston</i>	8,150	16,300
Cradle, The, <i>Evanston</i>	12,050	24,100
Evanston Hospital, <i>Evanston</i>	83,200	166,400
Northwestern University Student Health Service, <i>Evanston</i>	5,000	10,000
Presbyterian Home, <i>Evanston</i>	50,900	101,800
St. Francis Hospital, <i>Evanston</i>	115,050	230,100
Little Company of Mary Hospital, <i>Evergreen Park</i>	115,700	231,400
Fairbury Hospital, <i>Fairbury</i>	13,200	26,400
Fairfield Memorial Hospital, <i>Fairfield</i>	12,900	25,800
Deaconess Hospital, <i>Freeport</i>	26,050	52,100
St. Francis Hospital, <i>Freeport</i>	24,600	49,200
Galesburg Cottage Hospital, <i>Galesburg</i>	31,650	63,300
St. Mary's Hospital, <i>Galesburg</i>	27,800	55,600
Community Hospital, <i>Geneva</i>	19,300	38,600
Gibson Community Hospital, <i>Gibson City</i>	8,100	16,200
St. Elizabeth Hospital, <i>Granite City</i>	33,550	67,100
Ingalls Memorial Hospital, <i>Harvey</i>	33,900	67,800
Harrisburg Medical Foundation Hospital, <i>Harrisburg</i>	7,100	14,200
Herrin Hospital, <i>Herrin</i>	17,200	34,400
St. Joseph's Hospital, <i>Highland</i>	30,050	60,100
Highland Park Hospital Foundation, <i>Highland Park</i>	26,850	53,700
Highwood Hospital Foundation (now merged with Highland Park Hospital Foundation), <i>Highwood</i>	7,000	14,000
Hillsboro Hospital, <i>Hillsboro</i>	14,150	28,300
Hinsdale Sanitarium and Hospital, <i>Hinsdale</i>	39,550	79,100

	1957 Payments	Total Grants
Our Savior's Hospital, <i>Jacksonville</i>	<b>25,900</b>	51,800
Passavant Memorial Area Hospital, <i>Jacksonville</i>	<b>27,300</b>	54,600
St. Joseph's Hospital, <i>Joliet</i>	<b>92,250</b>	184,500
Silver Cross Hospital, <i>Joliet</i>	<b>45,500</b>	91,000
St. Mary's Hospital, <i>Kankakee</i>	<b>53,550</b>	107,100
Kewanee Public Hospital, <i>Kewanee</i>	<b>16,200</b>	32,400
St. Francis' Hospital, <i>Kewanee</i>	<b>17,450</b>	34,900
Community Memorial General Hospital, <i>LaGrange</i>	<b>16,400</b>	32,800
Lake Forest Hospital, <i>Lake Forest</i>	<b>17,250</b>	34,500
St. Mary's Hospital, <i>LaSalle</i>	<b>25,200</b>	50,400
Condell Memorial Hospital, <i>Libertyville</i>	<b>12,900</b>	25,800
Abraham Lincoln Memorial Hospital, <i>Lincoln</i>	<b>17,400</b>	34,800
St. Clara's Hospital, <i>Lincoln</i>	<b>15,500</b>	31,000
St. Francis Hospital, <i>Litchfield</i>	<b>35,600</b>	71,200
Shady Oaks Camp for Cerebral Palsy, <i>Lockport</i>	<b>18,650</b>	37,300
Phelps Hospital, <i>Macomb</i>	—	7,200
St. Francis Hospital, <i>Macomb</i>	<b>21,350</b>	42,700
Westlake Hospital, <i>Melrose Park</i>	<b>20,400</b>	40,800
Mendota Community Hospital, <i>Mendota</i>	<b>10,850</b>	21,700
Lutheran Hospital, <i>Moline</i>	<b>33,650</b>	67,300
John and Mary E. Kirby Hospital, <i>Monticello</i>	<b>5,500</b>	11,000
Morris Hospital, <i>Morris</i>	<b>8,650</b>	17,300
Good Samaritan Hospital, <i>Mount Vernon</i>	<b>14,150</b>	28,300
Jefferson County Memorial Hospital, <i>Mount Vernon</i>	<b>7,200</b>	14,400
St. Andrew's Hospital, <i>Murphysboro</i>	<b>16,500</b>	16,500
Edward Hospital, <i>Naperville</i>	<b>29,800</b>	59,600
Brokaw Hospital, <i>Normal</i>	<b>27,250</b>	54,500
Oak Park Hospital, <i>Oak Park</i>	<b>51,800</b>	103,600
West Suburban Hospital, <i>Oak Park</i>	<b>99,200</b>	198,400
Huber Memorial Hospital, <i>Pana</i>	<b>11,000</b>	22,000
Paxton Community Hospital, <i>Paxton</i>	<b>5,000</b>	10,000
Pekin Public Hospital, <i>Pekin</i>	<b>28,300</b>	56,600
Florence Crittenton Home, <i>Peoria</i>	<b>6,650</b>	13,300
Methodist Hospital of Central Illinois, <i>Peoria</i>	<b>91,650</b>	183,300
Proctor Community Hospital, <i>Peoria</i>	<b>27,350</b>	54,700
St. Francis' Hospital, <i>Peoria</i>	<b>125,000</b>	250,000
Peoples Hospital, <i>Peru</i>	<b>14,750</b>	29,500
Illini Community Hospital, <i>Pittsfield</i>	<b>10,950</b>	21,900
St. James Hospital, <i>Pontiac</i>	<b>16,600</b>	33,200
Blessing Hospital, <i>Quincy</i>	<b>44,000</b>	88,000
St. Mary's Hospital, <i>Quincy</i>	<b>40,450</b>	80,900
St. Clement's Hospital, <i>Red Bud</i>	<b>21,850</b>	43,700
Children's Convalescent Home, <i>Rockford</i>	<b>7,550</b>	15,100
Rockford Memorial Hospital, <i>Rockford</i>	<b>36,550</b>	73,100
St. Anthony's Hospital, <i>Rockford</i>	<b>60,100</b>	120,200
Swedish-American Hospital, <i>Rockford</i>	<b>50,900</b>	101,800



St. Anthony's Hospital, <i>Rock Island</i>	<b>51,550</b>	103,100
Hardin County General Hospital, <i>Rosiclare</i>	<b>5,000</b>	10,000
Delnor Hospital, <i>St. Charles</i>	<b>11,150</b>	22,300
Horatio N. Woodward Memorial Hospital, <i>Sandwich</i>	<b>6,150</b>	12,300
Salem Memorial Hospital, <i>Salem</i>	<b>7,450</b>	14,900
Shelby County Memorial Hospital, <i>Shelbyville</i>	<b>8,950</b>	17,900
Memorial Hospital, <i>Springfield</i>	<b>70,000</b>	140,000
St. John's Crippled Children's School and Hospital, <i>Springfield</i>	<b>12,950</b>	25,900
St. John's Hospital, <i>Springfield</i>	<b>125,000</b>	250,000
St. John's Sanatorium, <i>Springfield</i>	<b>56,900</b>	113,800
St. Margaret's Hospital, <i>Spring Valley</i>	<b>29,700</b>	59,400
Community Memorial Hospital, <i>Staunton</i>	<b>6,800</b>	13,600
Home Hospital, <i>Sterling</i>	<b>5,000</b>	10,000
St. Mary's Hospital, <i>Streator</i>	<b>35,450</b>	70,900
St. Vincent Memorial Hospital, <i>Taylorville</i>	<b>28,250</b>	56,500
Carle Memorial Hospital, <i>Urbana</i>	<b>26,800</b>	53,600
Mercy Hospital, <i>Urbana</i>	<b>26,300</b>	52,600
Iroquois Hospital, <i>Watseka</i>	<b>11,250</b>	22,500
St. Therese's Hospital, <i>Waukegan</i>	<b>55,200</b>	110,400
Victory Memorial Hospital, <i>Waukegan</i>	<b>40,600</b>	81,200
St. Joseph's Health Resort and Sanitarium, <i>Wedron</i>	<b>17,750</b>	35,500
White Hall Hospital, <i>White Hall</i>	<b>5,000</b>	10,000
Winfield Hospital, <i>Winfield</i>	<b>20,500</b>	41,000
Memorial Hospital for McHenry County, <i>Woodstock</i>	<b>12,750</b>	25,500

**Indiana**

Saint John's Hickey Memorial Hospital, <i>Anderson</i>	<b>69,900</b>	139,800
Cameron Hospitals, <i>Angola</i>	<b>6,000</b>	12,000
Elmhurst Hospital, <i>Angola</i>	<b>6,050</b>	12,100
Dr. Bonnell M. Souder Hospital, <i>Auburn</i>	<b>5,000</b>	10,000
Margaret-Mary Hospital, <i>Batesville</i>	<b>15,800</b>	31,600
St. Francis Hospital, <i>Beech Grove</i>	<b>57,850</b>	115,700
Bloomington Hospital, <i>Bloomington</i>	<b>21,300</b>	42,600
Community Hospital, <i>Bremen</i>	<b>5,000</b>	10,000
Memorial Hospital, <i>Columbia City</i>	<b>5,000</b>	10,000
Fayette Memorial Hospital, <i>Connersville</i>	<b>18,900</b>	37,800
Our Lady of Mercy Hospital-Sanitarium, <i>Dyer</i>	<b>37,950</b>	75,900
St. Catherine's Hospital, <i>East Chicago</i>	<b>75,650</b>	151,300
General Hospital, <i>Elkhart</i>	<b>36,600</b>	73,200
Mercy Hospital, <i>Elwood</i>	<b>13,700</b>	27,400
Protestant Deaconess Hospital, <i>Evansville</i>	<b>82,650</b>	165,300
Saint Mary's Hospital, <i>Evansville</i>	<b>47,850</b>	95,700
Welborn Memorial Baptist Hospital, <i>Evansville</i>	<b>38,300</b>	76,600
Lutheran Hospital, <i>Fort Wayne</i>	<b>50,000</b>	100,000
Parkview Memorial Hospital, <i>Fort Wayne</i>	<b>54,550</b>	109,100

	1957 Payments	Total Grants
St. Joseph's Hospital, <i>Fort Wayne</i>	75,700	151,400
Sacred Heart Hospital, <i>Garrett</i>	9,250	18,500
Methodist Hospital, <i>Gary</i>	77,600	155,200
St. Mary's Mercy Hospital, <i>Gary</i>	69,500	139,000
Goshen Hospital, <i>Goshen</i>	11,250	22,500
St. Margaret Hospital, <i>Hammond</i>	93,650	187,300
Stork Memorial Hospital, <i>Huntingburg</i>	10,950	21,900
Methodist Hospital, <i>Indianapolis</i>	125,000	250,000
Norways Foundation Hospital, <i>Indianapolis</i>	15,350	30,700
St. Vincent's Hospital, <i>Indianapolis</i>	82,600	165,200
Memorial Hospital, <i>Jasper</i>	15,450	30,900
St. Joseph Memorial Hospital, <i>Kokomo</i>	38,600	77,200
Lafayette Home Hospital, <i>Lafayette</i>	33,850	67,700
St. Elizabeth Hospital, <i>Lafayette</i>	66,450	132,900
Wabash Valley Sanitarium, <i>Lafayette</i>	21,700	43,400
Fairview Hospital, <i>LaPorte</i>	17,200	34,400
Holy Family Hospital, <i>LaPorte</i>	19,100	38,200
St. Joseph Hospital, <i>Logansport</i>	14,450	28,900
King's Daughters Hospital, <i>Madison</i>	11,800	23,600
Marion General Hospital, <i>Marion</i>	30,400	60,800
St. Anthony Hospital, <i>Michigan City</i>	24,050	48,100
St. Joseph's Hospital, <i>Mishawaka</i>	28,800	57,600
Ball Memorial Hospital, <i>Muncie</i>	78,350	156,700
St. Edward's Hospital, <i>New Albany</i>	25,700	51,400
Gibson General Hospital, <i>Princeton</i>	13,350	26,700
Reid Memorial Hospital, <i>Richmond</i>	56,300	112,600
Kneipp Springs Sanatorium, <i>Rome City</i>	23,200	46,400
Memorial Hospital, <i>South Bend</i>	65,000	130,000
Saint Joseph's Hospital, <i>South Bend</i>	50,650	101,300
St. Anthony's Hospital, <i>Terre Haute</i>	53,050	106,100
Sloss Hospital, <i>Terre Haute</i>	(5,000)	—
Union Hospital, <i>Terre Haute</i>	56,150	112,300
Union City Memorial Hospital, <i>Union City</i>	6,600	13,200
Community Hospital, <i>Williamsport</i>	5,600	11,200
<b>Iowa</b>		
Akron Community Hospital, <i>Akron</i>	5,000	10,000
St. Ann Hospital, <i>Algona</i>	6,450	12,900
Alta Memorial Hospital, <i>Alta</i>	5,000	10,000
Mercy Hospital, <i>Anamosa</i>	5,000	10,000
Atlantic Memorial Hospital, <i>Atlantic</i>	10,800	21,600
Bellevue Memorial Hospital, <i>Bellevue</i>	5,000	10,000
Burlington Hospital, <i>Burlington</i>	31,350	62,700
Mercy Hospital, <i>Burlington</i>	31,450	62,900
St. Anthony Hospital, <i>Carroll</i>	23,600	47,200

	1957 Payments	Total Grants
Mercy Hospital, <i>Cedar Rapids</i>	<b>48,900</b>	97,800
St. Luke's Methodist Hospital, <i>Cedar Rapids</i>	<b>73,800</b>	147,600
St. Joseph Mercy Hospital, <i>Centerville</i>	<b>12,350</b>	24,700
Sioux Valley Memorial Hospital, <i>Cherokee</i>	<b>12,350</b>	24,700
Jane Lamb Memorial Hospital, <i>Clinton</i>	<b>19,100</b>	38,200
St. Joseph Mercy Hospital, <i>Clinton</i>	<b>23,350</b>	46,700
Rosary Hospital, <i>Corning</i>	<b>6,250</b>	12,500
Jennie Edmundson Memorial Hospital, <i>Council Bluffs</i>	<b>35,850</b>	71,700
Mercy Hospital, <i>Council Bluffs</i>	<b>43,400</b>	86,800
St. Bernard's Hospital, <i>Council Bluffs</i>	<b>50,900</b>	101,800
St. Joseph Mercy Hospital, <i>Cresco</i>	<b>5,800</b>	11,600
Mercy Hospital, <i>Davenport</i>	<b>54,200</b>	108,400
St. Luke's Hospital, <i>Davenport</i>	<b>37,500</b>	75,000
Lutheran Hospital, <i>Decorah</i>	<b>9,400</b>	18,800
Convalescent Home for Children, <i>Des Moines</i>	<b>5,000</b>	10,000
Iowa Lutheran Hospital, <i>Des Moines</i>	<b>52,250</b>	104,500
Iowa Methodist Hospital, <i>Des Moines</i>	<b>102,550</b>	205,100
Mercy Hospital, <i>Des Moines</i>	<b>62,000</b>	124,000
Salvation Army Booth Memorial Hospital, <i>Des Moines</i>	<b>8,850</b>	17,700
De Witt Community Hospital, <i>De Witt</i>	<b>7,250</b>	14,500
Finley Hospital, <i>Dubuque</i>	<b>26,450</b>	52,900
St. Joseph Mercy Hospital, <i>Dubuque</i>	<b>84,350</b>	168,700
St. Joseph Sanitarium, <i>Dubuque</i>	<b>41,550</b>	83,100
Xavier Hospital, <i>Dubuque</i>	<b>33,650</b>	67,300
Palo Alto Memorial Hospital, <i>Emmetsburg</i>	<b>8,050</b>	16,100
Holy Family Hospital, <i>Estherville</i>	<b>17,600</b>	35,200
Lutheran Hospital, <i>Fort Dodge</i>	<b>46,500</b>	93,000
St. Joseph Mercy Hospital, <i>Fort Dodge</i>	<b>43,700</b>	87,400
Sacred Heart Hospital, <i>Fort Madison</i>	<b>18,750</b>	37,500
Community Hospital, <i>Grinnell</i>	<b>7,400</b>	14,800
St. Francis Hospital, <i>Grinnell</i>	<b>10,350</b>	20,700
Community Hospital, <i>Hamburg</i>	<b>5,000</b>	10,000
Lutheran Hospital, <i>Hampton</i>	<b>8,400</b>	16,800
Peoples Hospital, <i>Independence</i>	<b>9,850</b>	19,700
Mercy Hospital, <i>Iowa City</i>	<b>46,700</b>	93,200
Graham Hospital, <i>Keokuk</i>	<b>24,050</b>	48,100
St. Joseph's Hospital, <i>Keokuk</i>	<b>27,050</b>	54,100
Sacred Heart Hospital, <i>LeMars</i>	<b>14,650</b>	29,300
Evangelical Hospital, <i>Marshalltown</i>	<b>31,100</b>	62,200
Mercy Hospital, <i>Marshalltown</i>	<b>18,550</b>	37,100
St. Joseph Mercy Hospital, <i>Mason City</i>	<b>48,250</b>	96,500
McGregor Community Hospital, <i>McGregor</i>	<b>5,000</b>	10,000
John McDonald Hospital, <i>Monticello</i>	<b>10,000</b>	20,000
St. Joseph's Hospital, <i>New Hampton</i>	<b>13,200</b>	26,400
Mercy Hospital, <i>Oelwein</i>	<b>10,450</b>	20,900
Ottumwa Hospital, <i>Ottumwa</i>	<b>31,300</b>	62,600

St. Joseph Hospital, <i>Ottumwa</i>	<b>28,700</b>	57,400
Loring Hospital, <i>Sac City</i>	<b>6,250</b>	12,500
Community Memorial Hospital, <i>Sheldon</i>	<b>5,000</b>	10,000
Hand Community Hospital, <i>Shenandoah</i>	<b>7,600</b>	15,200
Sioux Center Community Hospital, <i>Sioux Center</i>	<b>5,000</b>	10,000
Florence Crittenton Home, <i>Sioux City</i>	<b>9,950</b>	19,900
Lutheran Hospital, <i>Sioux City</i>	<b>28,950</b>	57,900
Methodist Hospital, <i>Sioux City</i>	<b>37,250</b>	74,500
St. Joseph Mercy Hospital, <i>Sioux City</i>	<b>88,450</b>	176,900
St. Vincent's Hospital, <i>Sioux City</i>	<b>39,550</b>	79,100
Community Memorial Hospital, <i>Sumner</i>	<b>6,050</b>	12,100
Allen Memorial Hospital, <i>Waterloo</i>	<b>33,800</b>	67,600
St. Francis Hospital, <i>Waterloo</i>	<b>30,300</b>	60,600
Schoitz Memorial Hospital, <i>Waterloo</i>	<b>34,900</b>	69,800
Veterans Memorial Hospital, <i>Waukon</i>	<b>5,000</b>	10,000
St. Joseph Mercy Hospital, <i>Waverly</i>	<b>9,950</b>	19,900
 <b>Kansas</b>		
Dickinson County Hospital, <i>Abilene</i>	<b>7,750</b>	15,500
Atchison Hospital, <i>Atchison</i>	<b>14,250</b>	28,500
Rawlins County Hospital, <i>Atwood</i>	<b>5,000</b>	10,000
Community Hospital, <i>Beloit</i>	<b>8,900</b>	17,800
Coffey County Hospital, <i>Burlington</i>	<b>5,000</b>	10,000
St. Thomas Hospital, <i>Colby</i>	<b>10,100</b>	20,200
St. Joseph's Hospital, <i>Concordia</i>	<b>30,050</b>	60,100
St. Anthony Hospital, <i>Dodge City</i>	<b>12,100</b>	24,200
Trinity Hospital, <i>Dodge City</i>	<b>14,100</b>	28,200
Susan B. Allen Memorial Hospital, <i>El Dorado</i>	<b>15,200</b>	30,400
Ellinwood District Hospital, <i>Ellinwood</i>	<b>5,000</b>	10,000
Ellsworth County Veterans Memorial Hospital, <i>Ellsworth</i>	<b>12,650</b>	25,300
St. Mary's Hospital, <i>Emporia</i>	<b>14,700</b>	29,400
Mercy Hospital, <i>Fort Scott</i>	<b>24,350</b>	48,700
St. Margaret's Mercy Hospital, <i>Fredonia</i>	<b>6,200</b>	12,400
St. Catherine's Hospital, <i>Garden City</i>	<b>17,700</b>	35,400
Mennonite Bethesda Hospital, <i>Goessel</i>	<b>5,000</b>	10,000
Boothroy Memorial Hospital, <i>Goodland</i>	<b>5,650</b>	11,300
St. Rose Hospital, <i>Great Bend</i>	<b>31,600</b>	63,200
Kiowa County Memorial Hospital, <i>Greensburg</i>	<b>5,000</b>	10,000
Halstead Hospital, <i>Halstead</i>	<b>41,150</b>	82,300
Hadley Memorial Hospital, <i>Hays</i>	<b>15,400</b>	30,800
St. Anthony's Hospital, <i>Hays</i>	<b>30,150</b>	60,300
Hiawatha Community Hospital, <i>Hiawatha</i>	<b>7,000</b>	14,000
Salem Hospital, <i>Hillsboro</i>	<b>5,000</b>	10,000
Hoisington Lutheran Hospital, <i>Hoisington</i>	<b>6,700</b>	13,400
Holton Hospital, <i>Holton</i>	<b>5,000</b>	10,000

Stevens County Hospital, <i>Hugoton</i>	<b>5,000</b>	10,000
Grace Hospital, <i>Hutchinson</i>	<b>33,900</b>	67,800
St. Elizabeth's Mercy Hospital, <i>Hutchinson</i>	<b>22,850</b>	45,700
Mercy Hospital, <i>Independence</i>	<b>13,550</b>	27,100
Hodgeman County Hospital, <i>Jetmore</i>	<b>10,000</b>	10,000
Bethany Hospital, <i>Kansas City</i>	<b>45,850</b>	91,700
Douglass Hospital, <i>Kansas City</i>	<b>10,000</b>	20,000
Providence Hospital, <i>Kansas City</i>	<b>49,500</b>	99,000
St. Margaret's Hospital, <i>Kansas City</i>	<b>41,150</b>	82,300
Edwards County Hospital, <i>Kinsley</i>	<b>10,000</b>	10,000
Kearney County Hospital, <i>Lakin</i>	<b>5,000</b>	10,000
St. Joseph Memorial Hospital, <i>Larned</i>	<b>10,500</b>	21,000
Cushing Memorial Hospital, <i>Leavenworth</i>	<b>15,700</b>	31,400
St. John's Hospital, <i>Leavenworth</i>	<b>15,500</b>	31,000
Epworth Hospital, <i>Liberal</i>	<b>8,200</b>	16,400
Lincoln County Hospital, <i>Lincoln</i>	<b>5,000</b>	10,000
Lindsborg Community Hospital, <i>Lindsborg</i>	<b>5,150</b>	10,300
Lyons Hospital, <i>Lyons</i>	<b>5,000</b>	10,000
Riley County Hospital, <i>Manhattan</i>	<b>12,850</b>	25,700
Saint Mary Hospital, <i>Manhattan</i>	<b>18,000</b>	36,000
St. Luke's Hospital, <i>Marion</i>	<b>5,000</b>	10,000
Meade District Hospital, <i>Meade</i>	<b>5,000</b>	10,000
Mercy Hospital, <i>Moundridge</i>	<b>5,000</b>	10,000
Axtell Christian Hospital, <i>Newton</i>	<b>9,900</b>	19,800
Bethel Deaconess Home and Hospital, <i>Newton</i>	<b>18,450</b>	36,900
Prairie View Hospital, <i>Newton</i>	<b>7,950</b>	15,900
Logan County Hospital, <i>Oakley</i>	<b>5,000</b>	10,000
Decatur County Hospital, <i>Oberlin</i>	<b>5,000</b>	10,000
Olathe Community Hospital, <i>Olathe</i>	<b>7,250</b>	14,500
Mercy Hospital, <i>Parsons</i>	<b>18,750</b>	37,500
Phillips County Community Hospital, <i>Phillipsburg</i>	<b>5,000</b>	10,000
Mt. Carmel Hospital, <i>Pittsburg</i>	<b>23,250</b>	46,500
Pratt County Hospital, <i>Pratt</i>	<b>23,200</b>	23,200
St. Anthony Murdock Memorial Hospital, <i>Sabetha</i>	<b>5,900</b>	11,800
Cheyenne County Hospital, <i>St. Francis</i>	<b>5,000</b>	10,000
Asbury Hospital, <i>Salina</i>	<b>24,450</b>	48,900
St. John's Hospital, <i>Salina</i>	<b>26,150</b>	52,300
Satanta District Hospital, <i>Satanta</i>	<b>5,000</b>	10,000
Scott County Hospital, <i>Scott City</i>	<b>5,600</b>	11,200
Seneca Hospital, <i>Seneca</i>	<b>5,950</b>	11,900
C. F. Menninger Memorial Hospital, <i>Topeka</i>	<b>17,150</b>	34,300
Saint Francis Hospital, <i>Topeka</i>	<b>37,850</b>	75,700
Stormont-Vail Hospital, <i>Topeka</i>	<b>57,450</b>	114,900
Bob Wilson Memorial Grant County Hospital, <i>Ulysses</i>	<b>6,650</b>	13,300
Hatcher Hospital, <i>Wellington</i>	<b>5,000</b>	10,000
St. Francis Hospital, <i>Wichita</i>	<b>125,000</b>	250,000

	1957 Payments	Total Grants
St. Joseph's Hospital, <i>Wichita</i>	<b>56,900</b>	113,800
Salvation Army Booth Memorial Hospital, <i>Wichita</i>	<b>7,050</b>	14,100
Wesley Hospital, <i>Wichita</i>	<b>125,000</b>	250,000
St. Mary's Hospital, <i>Winfield</i>	<b>10,600</b>	21,200
 <b>Kentucky</b>		
Pleasant Grove Hospital, <i>Anchorage</i>	<b>22,900</b>	45,800
Homeplace Clinic and Hospital, <i>Ary</i>	<b>5,000</b>	10,000
King's Daughters' Hospital, <i>Ashland</i>	<b>47,700</b>	95,400
Our Lady of Bellefonte Hospital, <i>Ashland</i>	<b>17,700</b>	35,400
Flaget Memorial Hospital, <i>Bardstown</i>	<b>7,450</b>	14,900
Berea College Hospital, <i>Berea</i>	<b>9,900</b>	19,800
Red Bird Evangelical Hospital, <i>Beverly</i>	<b>5,000</b>	10,000
Trigg County Hospital, <i>Cadiz</i>	<b>5,000</b>	10,000
Rosary Hospital, <i>Campbellsville</i>	<b>6,350</b>	12,700
Clinton and Hickman County Hospital, <i>Clinton</i>	<b>10,000</b>	10,000
Southeastern Kentucky Baptist Hospital, <i>Corbin</i>	<b>11,350</b>	22,700
Saint Elizabeth Hospital, <i>Covington</i>	<b>96,600</b>	193,200
William Booth Memorial Hospital, <i>Covington</i>	<b>40,100</b>	80,200
Harrison Memorial Hospital, <i>Cynthiana</i>	<b>9,000</b>	18,000
Ephraim McDowell Memorial Hospital, <i>Danville</i>	<b>19,750</b>	39,500
Speers Memorial Hospital, <i>Dayton</i>	<b>22,750</b>	45,500
King's Daughters' Hospital, <i>Frankfort</i>	<b>24,000</b>	48,000
T. J. Samson Community Hospital, <i>Glasgow</i>	<b>18,350</b>	36,700
Muhlenberg Community Hospital, <i>Greenville</i>	<b>16,250</b>	32,500
Breckinridge County Memorial Hospital, <i>Hardinsburg</i>	<b>5,000</b>	10,000
James B. Haggin Memorial Hospital, <i>Harrodsburg</i>	<b>9,350</b>	18,700
Mount Mary Hospital, <i>Hazard</i>	<b>29,950</b>	59,900
Methodist Hospital, <i>Henderson</i>	<b>19,150</b>	38,300
Jennie Stuart Memorial Hospital, <i>Hopkinsville</i>	<b>22,200</b>	44,400
Hyden Hospital and Health Center, <i>Hyden</i>	<b>5,000</b>	10,000
Sharon Heights Hospital, <i>Jenkins</i>	<b>9,150</b>	18,300
Mallory-Taylor Memorial Hospital, <i>La Grange</i>	<b>5,700</b>	11,400
Mary Immaculate Hospital, <i>Lebanon</i>	<b>10,950</b>	21,900
Grayson County War Memorial Hospital, <i>Leitchfield</i>	<b>10,000</b>	10,000
Cardinal Hill Convalescent Hospital, <i>Lexington</i>	<b>10,550</b>	21,100
Central Baptist Hospital, <i>Lexington</i>	<b>16,450</b>	32,900
Good Samaritan Hospital, <i>Lexington</i>	<b>84,450</b>	168,900
Our Lady of the Oaks Hospital, <i>Lexington</i>	<b>9,950</b>	19,900
St. Joseph Hospital, <i>Lexington</i>	<b>70,950</b>	141,900
Shriners Hospitals for Crippled Children, <i>Lexington</i>	<b>6,000</b>	12,000
Casey County War Memorial Hospital, <i>Liberty</i>	<b>5,000</b>	10,000
Marymount Hospital, <i>London</i>	<b>6,850</b>	13,700
Children's Hospital, <i>Louisville</i>	<b>31,900</b>	63,800
Jewish Hospital, <i>Louisville</i>	<b>24,750</b>	49,500

John N. Norton Memorial Infirmary, <i>Louisville</i>	<b>63,850</b>	127,700
Kentucky Baptist Hospital, <i>Louisville</i>	<b>96,500</b>	193,000
Kosair Crippled Children Hospital, <i>Louisville</i>	<b>24,100</b>	48,200
Our Lady of Peace Hospital, <i>Louisville</i>	<b>27,400</b>	54,800
Red Cross Hospital, <i>Louisville</i>	<b>15,350</b>	30,700
St. Anthony's Hospital, <i>Louisville</i>	<b>51,350</b>	102,700
St. Joseph Infirmary, <i>Louisville</i>	<b>108,500</b>	217,000
SS. Mary and Elizabeth Hospital, <i>Louisville</i>	<b>47,050</b>	94,100
Notre Dame Hospital, <i>Lynch</i>	<b>9,950</b>	19,900
Hopkins County Hospital, <i>Madisonville</i>	<b>27,200</b>	54,400
Crittenden County Hospital, <i>Marion</i>	<b>6,300</b>	12,600
Our Lady of the Way Hospital, <i>Martin</i>	<b>6,850</b>	13,700
Hayswood Hospital, <i>Maysville</i>	<b>18,300</b>	36,600
Our Lady of Mercy Hospital, <i>Morganfield</i>	<b>5,500</b>	11,000
Mary Chiles Hospital, <i>Mt. Sterling</i>	<b>8,650</b>	17,300
Murray Hospital, <i>Murray</i>	<b>13,450</b>	26,900
New Castle Sanitarium, <i>New Castle</i>	<b>6,000</b>	12,000
Our Lady of Mercy Hospital, <i>Owensboro</i>	<b>16,150</b>	32,300
Western Baptist Hospital, <i>Paducah</i>	<b>16,600</b>	33,200
Pewee Valley Sanitarium and Hospital, <i>Pewee Valley</i>	<b>20,200</b>	40,400
Methodist Hospital of Kentucky, <i>Pikeville</i>	<b>34,750</b>	69,500
Pine Mountain Hospital, <i>Pine Mountain</i>	<b>5,000</b>	10,000
Pineville Community Hospital, <i>Pineville</i>	<b>26,900</b>	53,800
Caldwell County War Memorial Hospital, <i>Princeton</i>	<b>6,350</b>	12,700
Pattie A. Clay Infirmary, <i>Richmond</i>	<b>14,650</b>	29,300
King's Daughters' Hospital, <i>Shelbyville</i>	<b>9,850</b>	19,700
Woodford County Memorial Hospital, <i>Versailles</i>	<b>5,950</b>	11,900
Clark County Hospital, <i>Winchester</i>	<b>10,200</b>	20,400
Guerrant Clinic and Hospital, <i>Winchester</i>	<b>5,000</b>	10,000
 <b>Louisiana</b>		
Baptist Hospital, <i>Alexandria</i>	<b>46,700</b>	93,400
Saint Frances Cabrini Hospital, <i>Alexandria</i>	<b>27,350</b>	54,700
Baton Rouge General Hospital, <i>Baton Rouge</i>	<b>66,050</b>	132,100
Our Lady of the Lake Sanitarium, <i>Baton Rouge</i>	<b>57,450</b>	114,900
Bogalusa Community Medical Center, <i>Bogalusa</i>	<b>10,600</b>	21,200
American Legion Hospital, <i>Crowley</i>	<b>11,050</b>	22,100
Beauregard Memorial Baptist Hospital, <i>DeRidder</i>	<b>6,000</b>	12,000
Homer Memorial Hospital, <i>Homer</i>	<b>6,000</b>	12,000
Terrebonne Parish General Hospital, <i>Houma</i>	<b>18,900</b>	37,800
Jennings American Legion Hospital, <i>Jennings</i>	<b>7,550</b>	15,100
Our Lady of Lourdes Hospital, <i>Lafayette</i>	<b>13,500</b>	27,000
Lake Charles Memorial Hospital, <i>Lake Charles</i>	<b>19,750</b>	39,500
St. Patrick's Hospital, <i>Lake Charles</i>	<b>36,650</b>	73,300
LaSalette Memorial Hospital, <i>Loreauville</i>	<b>5,000</b>	10,000

	1957 Payments	Total Grants
DeSoto General Hospital, <i>Mansfield</i>	5,000	10,000
St. Francis Hospital, <i>Monroe</i>	39,900	79,800
St. Charles Legion Memorial Hospital, <i>Newellton</i>	5,000	10,000
Crippled Children's Hospital, <i>New Orleans</i>	5,800	11,600
DePaul Hospital, <i>New Orleans</i>	61,750	123,500
Eye, Ear, Nose and Throat Hospital, <i>New Orleans</i>	19,550	39,100
Flint-Goodridge Hospital, <i>New Orleans</i>	17,500	35,000
Frank D'Ingianni Medical Foundation Hospital, <i>New Orleans</i>	5,000	10,000
Hotel Dieu, Sisters' Hospital, <i>New Orleans</i>	79,350	158,700
Mercy Hospital, <i>New Orleans</i>	48,900	97,800
Metairie Hospital, <i>New Orleans</i>	5,450	10,900
Methodist Home-Hospital, <i>New Orleans</i>	5,650	11,300
New Orleans Convalescent Home, <i>New Orleans</i>	5,000	10,000
Ochsner Foundation Hospital, <i>New Orleans</i>	43,650	87,300
Sara Mayo Hospital, <i>New Orleans</i>	14,550	29,100
Southern Baptist Hospital, <i>New Orleans</i>	123,350	246,700
Touro Infirmary, <i>New Orleans</i>	116,100	232,200
Sisters of St. Joseph Hospital, <i>New Roads</i>	5,050	10,100
Ruston Hospital, <i>Ruston</i>	10,350	20,700
Shriners Hospitals for Crippled Children, <i>Shreveport</i>	18,050	36,100
T. E. Schumpert Memorial Sanitarium, <i>Shreveport</i>	34,450	68,900
Willis-Knighton Memorial Hospital, <i>Shreveport</i>	29,500	59,000
St. Joseph Hospital, <i>Thibodaux</i>	10,600	21,200
<b>Maine</b>		
Augusta General Hospital, <i>Augusta</i>	22,550	45,100
Eastern Maine General Hospital, <i>Bangor</i>	78,850	157,700
St. Joseph Hospital, <i>Bangor</i>	6,950	13,900
Mount Desert Island Hospital, <i>Bar Harbor</i>	9,550	19,100
Bath Memorial Hospital, <i>Bath</i>	19,750	39,500
Hyde Memorial Rehabilitation Hospital, <i>Bath</i>	12,650	25,300
Bradbury Memorial Hospital, <i>Belfast</i>	5,000	10,000
Waldo County General Hospital, <i>Belfast</i>	7,100	14,200
Notre Dame Hospital, <i>Biddeford</i>	9,050	18,100
Webber Hospital, <i>Biddeford</i>	17,400	34,800
Blue Hill Memorial Hospital, <i>Blue Hill</i>	5,000	10,000
St. Andrew's Hospital, <i>Boothbay Harbor</i>	5,600	11,200
Camden Community Hospital, <i>Camden</i>	5,000	10,000
Miles Memorial Hospital, <i>Damariscotta</i>	5,000	10,000
Plummer Memorial Hospital, <i>Dexter</i>	5,000	10,000
Franklin County Memorial Hospital, <i>Farmington</i>	9,400	18,800
Community General Hospital, <i>Fort Fairfield</i>	6,550	13,100
Gardiner General Hospital, <i>Gardiner</i>	10,150	20,300
Charles A. Dean Memorial Hospital, <i>Greenville Junction</i>	5,000	10,000
Scott-Webb Memorial Hospital, <i>Hartland</i>	12,950	25,900



	1957 Payments	Total Grants
Aroostook General Hospital, <i>Houlton</i>	9,400	18,800
Madigan Memorial Hospital, <i>Houlton</i>	11,700	23,400
Central Maine General Hospital, <i>Lewiston</i>	56,200	112,400
St. Mary's General Hospital, <i>Lewiston</i>	34,800	69,600
Millinocket Community Hospital, <i>Millinocket</i>	5,000	10,000
Maine Eye and Ear Infirmary, <i>Portland</i>	21,150	42,300
Maine General Hospital, <i>Portland</i>	74,800	149,600
Mercy Hospital, <i>Portland</i>	43,850	87,700
Arthur R. Gould Memorial Hospital, <i>Presque Isle</i>	12,850	25,700
Knox County General Hospital, <i>Rockland</i>	11,200	22,400
Rumford Community Hospital, <i>Rumford</i>	17,950	35,900
Henrietta D. Goodall Hospital, <i>Sanford</i>	13,100	26,200
Redington Memorial Hospital, <i>Skowhegan</i>	6,650	13,300
Sisters' Hospital, <i>Waterville</i>	20,300	40,600
Thayer Hospital, <i>Waterville</i>	16,950	33,900
York Hospital, <i>York</i>	5,000	10,000
<b>Maryland</b>		
Anne Arundel General Hospital, <i>Annapolis</i>	26,450	52,900
Baltimore Eye, Ear and Throat Hospital, <i>Baltimore</i>	12,950	25,900
Bon Secours Hospital, <i>Baltimore</i>	48,200	96,400
Children's Hospital School, <i>Baltimore</i>	29,500	59,000
Church Home and Hospital, <i>Baltimore</i>	43,100	86,200
Doctor's Hospital, <i>Baltimore</i>	19,550	39,100
Franklin Square Hospital, <i>Baltimore</i>	37,900	75,800
Happy Hills Convalescent Home for Children, <i>Baltimore</i>	18,650	37,300
Home for Incurables, <i>Baltimore</i>	47,300	94,600
Hospital for the Women of Maryland, <i>Baltimore</i>	42,350	84,700
James Lawrence Kernan Hospital for Crippled Children, <i>Baltimore</i>	19,850	39,700
Jenkins Memorial Hospital, <i>Baltimore</i>	27,100	54,200
Johns Hopkins Hospital, <i>Baltimore</i>	125,000	250,000
Levindale Hebrew Home and Infirmary, <i>Baltimore</i>	67,450	134,900
Lutheran Hospital of Maryland, <i>Baltimore</i>	47,900	95,800
Maryland General Hospital, <i>Baltimore</i>	59,000	118,000
Mercy Hospital, <i>Baltimore</i>	87,100	174,200
Mount Pleasant, <i>Baltimore</i>	14,450	28,900
Presbyterian Eye, Ear and Throat Charity Hospital, <i>Baltimore</i>	5,000	10,000
Provident Hospital and Free Dispensary, <i>Baltimore</i>	36,000	72,000
Saint Agnes Hospital, <i>Baltimore</i>	56,150	112,300
St. Joseph's Hospital, <i>Baltimore</i>	61,200	122,400
Seton Institute, <i>Baltimore</i>	82,200	164,400
Sinai Hospital of Baltimore, <i>Baltimore</i>	91,300	182,600
South Baltimore General Hospital, <i>Baltimore</i>	41,750	83,500
Union Memorial Hospital, <i>Baltimore</i>	83,500	167,000

	1957 Payments	Total Grants
Suburban Hospital, <i>Bethesda</i>	<b>34,350</b>	68,700
Cambridge-Maryland Hospital, <i>Cambridge</i>	<b>11,900</b>	23,800
Kent and Queen Anne's Hospital, <i>Chestertown</i>	<b>9,600</b>	19,200
Edward W. McCready Memorial Hospital, <i>Crisfield</i>	<b>6,850</b>	13,700
Memorial Hospital, <i>Cumberland</i>	<b>120,000</b>	120,000
Sacred Heart Hospital, <i>Cumberland</i>	<b>33,250</b>	66,500
Memorial Hospital, <i>Easton</i>	<b>28,100</b>	56,200
Union Hospital of Cecil County, <i>Elkton</i>	<b>14,250</b>	28,500
Frederick Memorial Hospital, <i>Frederick</i>	<b>29,900</b>	59,800
Brook Lane Farm, <i>Hagerstown</i>	<b>9,350</b>	18,700
Washington County Hospital, <i>Hagerstown</i>	<b>63,400</b>	126,800
Harford Memorial Hospital, <i>Havre de Grace</i>	<b>23,100</b>	46,200
Physicians Memorial Hospital, <i>La Plata</i>	<b>8,300</b>	16,600
St. Mary's Hospital, <i>Leonardtown</i>	<b>12,100</b>	24,200
Montgomery County General Hospital, <i>Olney</i>	<b>14,900</b>	29,800
Calvert County Hospital, <i>Prince Frederick</i>	<b>8,450</b>	16,900
Eugene Leland Memorial Hospital, <i>Riverdale</i>	<b>12,350</b>	24,700
Christ Child Home for Convalescent Children, <i>Rockville</i>	<b>5,700</b>	11,400
Peninsula General Hospital, <i>Salisbury</i>	<b>61,350</b>	122,700
Eudowood Sanatorium-Hospital for Consumptives of Maryland, <i>Towson</i>	<b>34,650</b>	69,300
Sheppard and Enoch Pratt Hospital, <i>Towson</i>	<b>59,600</b>	119,200
<b>Massachusetts</b>		
Acushnet Hospital, <i>Acushnet</i>	<b>10,000</b>	20,000
Isham Infirmary, <i>Andover</i>	<b>5,000</b>	10,000
Symmes Arlington Hospital, <i>Arlington</i>	<b>24,800</b>	49,600
Athol Memorial Hospital, <i>Athol</i>	<b>11,450</b>	22,900
Sturdy Memorial Hospital, <i>Attleboro</i>	<b>33,400</b>	66,800
Community Memorial Hospital, <i>Ayer</i>	<b>7,700</b>	15,400
Beverly Hospital, <i>Beverly</i>	<b>49,150</b>	98,300
Adams House-Adams Nervine Center, <i>Boston</i>	<b>5,000</b>	10,000
Beth Israel Hospital, <i>Boston</i>	<b>89,600</b>	179,200
Boston Dispensary, <i>Boston</i>	<b>10,000</b>	10,000
Boston Floating Hospital, <i>Boston</i>	<b>12,350</b>	24,700
Boston Home for Incurables, <i>Boston</i>	<b>12,950</b>	25,900
Boston Lying-in Hospital, <i>Boston</i>	<b>66,300</b>	132,600
Channing Home in Boston, <i>Boston</i>	<b>7,550</b>	15,100
Children's Medical Center, <i>Boston</i>	<b>86,400</b>	172,800
Hahnemann Hospital, <i>Boston</i>	<b>9,350</b>	18,700
Massachusetts Eye and Ear Infirmary, <i>Boston</i>	<b>38,500</b>	76,500
Massachusetts General Hospital, <i>Boston</i>	<b>125,000</b>	250,000
Massachusetts Memorial Hospitals, <i>Boston</i>	<b>73,600</b>	146,600
Massachusetts Women's Hospital, <i>Boston</i>	<b>15,050</b>	30,100
New England Baptist Hospital, <i>Boston</i>	<b>56,000</b>	112,000

	1957 Payments	Total Grants
New England Center Hospital, <i>Boston</i>	45,150	90,300
New England Deaconess Hospital, <i>Boston</i>	79,800	159,600
New England Sinai Hospital, <i>Boston</i>	5,700	11,400
Peter Bent Brigham Hospital, <i>Boston</i>	62,650	125,300
Robert B. Brigham Hospital, <i>Boston</i>	18,350	36,700
Washingtonian Hospital, <i>Boston</i>	12,950	25,900
Joseph P. Kennedy Jr. Memorial Hospital, <i>Brighton</i>	39,450	78,900
St. Elizabeth's Hospital, <i>Brighton</i>	110,500	221,000
Brockton Hospital, <i>Brockton</i>	50,850	101,700
Allerton Hospital, <i>Brookline</i>	12,100	24,200
Booth Memorial Hospital, <i>Brookline</i>	10,950	21,900
Brooks Hospital, <i>Brookline</i>	10,850	21,700
Free Hospital for Women, <i>Brookline</i>	19,250	38,500
Holy Ghost Hospital for Incurables, <i>Cambridge</i>	73,150	146,300
Little Company of Mary Hospital (Otis General Hospital), <i>Cambridge</i>	14,750	29,500
Mount Auburn Hospital, <i>Cambridge</i>	59,300	118,600
Sancta Maria Hospital, <i>Cambridge</i>	12,650	25,300
Chelsea Memorial Hospital, <i>Chelsea</i>	21,800	43,600
Clinton Hospital, <i>Clinton</i>	17,550	35,100
Emerson Hospital, <i>Concord</i>	16,300	32,600
Carney Hospital, <i>Dorchester</i>	54,500	109,000
St. Margaret's Hospital, <i>Dorchester</i>	33,250	66,500
Whidden Memorial Hospital, <i>Everett</i>	29,200	58,400
St. Anne's Hospital, <i>Fall River</i>	34,900	69,800
Truesdale Hospital, <i>Fall River</i>	39,650	79,300
Union Hospital, <i>Fall River</i>	43,600	87,200
Framingham Union Hospital, <i>Framingham</i>	31,100	62,200
Henry Heywood Memorial Hospital, <i>Gardner</i>	27,500	55,000
Addison Gilbert Hospital, <i>Gloucester</i>	22,750	45,500
Fairview Hospital, <i>Great Barrington</i>	12,700	25,400
Franklin County Public Hospital, <i>Greenfield</i>	31,650	63,300
Holden District Hospital, <i>Holden</i>	9,750	19,500
Holyoke Hospital, <i>Holyoke</i>	42,700	85,400
Providence Hospital, <i>Holyoke</i>	40,750	81,500
Hudson Hospital, <i>Hudson</i>	5,000	10,000
Cape Cod Hospital, <i>Hyannis</i>	23,400	46,800
Benjamin Stickney Cable Memorial Hospital, <i>Ipswich</i>	8,750	17,500
Faulkner Hospital, <i>Jamaica Plain</i>	35,700	71,400
Lawrence General Hospital, <i>Lawrence</i>	50,050	100,100
Leominster Hospital, <i>Leominster</i>	24,100	48,200
Lowell General Hospital, <i>Lowell</i>	51,150	102,300
St. John's Hospital, <i>Lowell</i>	44,100	88,200
St. Joseph's Hospital, <i>Lowell</i>	51,800	103,600
Ludlow Hospital Society, <i>Ludlow</i>	7,750	15,500
Lynn Hospital, <i>Lynn</i>	76,200	152,400

	1957 Payments	Total Grants
Union Hospital, <i>Lynn</i>	22,550	45,100
Malden Hospital, <i>Malden</i>	51,700	103,400
Marlborough Hospital, <i>Marlborough</i>	24,400	48,800
Prendergast Preventorium, <i>Mattapan</i>	20,800	41,600
Lawrence Memorial Hospital, <i>Medford</i>	32,600	65,200
Melrose Hospital, <i>Melrose</i>	41,300	82,600
Bon Secours Hospital, <i>Methuen</i>	31,900	63,800
St. Luke's Hospital, <i>Middleboro</i>	9,400	18,800
Milford Hospital, <i>Milford</i>	15,250	30,500
Milton Hospital and Convalescent Home, <i>Milton</i>	15,750	31,500
Farren Memorial Hospital, <i>Montague City</i>	15,900	31,800
Nantucket Cottage Hospital, <i>Nantucket</i>	5,700	11,400
Leonard Morse Hospital, <i>Natick</i>	19,700	39,400
St. Luke's Hospital, <i>New Bedford</i>	76,750	153,500
Sassaquin Sanatorium, <i>New Bedford</i>	10,850	21,700
Anna Jaques Hospital, <i>Newburyport</i>	12,550	25,100
Worcester Memorial Hospital, <i>Newburyport</i>	5,000	10,000
New England Peabody Home for Crippled Children, <i>Newton Center</i>	9,950	19,900
Newton-Wellesley Hospital, <i>Newton Lower Falls</i>	55,550	111,100
North Adams Hospital, <i>North Adams</i>	17,400	34,800
Cooley Dickinson Hospital, <i>Northampton</i>	46,050	92,100
Norwood Hospital, <i>Norwood</i>	44,900	89,800
Martha's Vineyard Hospital, <i>Oak Bluffs</i>	7,050	14,100
Wing Memorial Hospital, <i>Palmer</i>	10,950	21,900
Hillcrest Hospital, <i>Pittsfield</i>	24,900	49,800
Pittsfield General Hospital, <i>Pittsfield</i>	42,900	85,800
St. Luke's Hospital, <i>Pittsfield</i>	34,650	69,300
Jordan Hospital, <i>Plymouth</i>	12,150	24,300
Jewish Memorial Hospital, <i>Roxbury</i>	35,850	71,700
New England Hospital, <i>Roxbury</i>	27,700	55,400
North Shore Babies' Hospital, <i>Salem</i>	5,000	10,000
Salem Hospital, <i>Salem</i>	61,050	122,100
Somerville Hospital, <i>Somerville</i>	30,750	61,500
Fuller Memorial Sanitarium, <i>South Attleboro</i>	7,550	15,100
Harrington Memorial Hospital, <i>Southbridge</i>	15,200	30,400
Sol-e-Mar Orthopedic Hospital for Children, <i>South Dartmouth</i>	9,950	19,900
South Shore Hospital, <i>South Weymouth</i>	39,300	78,600
Mercy Hospital, <i>Springfield</i>	96,450	192,900
Shriners Hospitals for Crippled Children, <i>Springfield</i>	16,550	33,100
Springfield Hospital, <i>Springfield</i>	81,000	162,000
Wesson Maternity Hospital, <i>Springfield</i>	34,150	68,300
Wesson Memorial Hospital, <i>Springfield</i>	37,050	74,100
Austen Riggs Center, <i>Stockbridge</i>	11,450	22,900
New England Sanitarium and Hospital, <i>Stoneham</i>	37,600	75,200
Morton Hospital, <i>Taunton</i>	25,400	50,800

	1957 Payments	Total Grants
Waltham Hospital, <i>Waltham</i>	35,450	70,900
Mary Lane Hospital, <i>Ware</i>	8,450	16,900
Tobey Hospital, <i>Wareham</i>	11,700	23,400
McLean Hospital, <i>Waverly</i>	125,900	125,900
Webster District Hospital, <i>Webster</i>	7,500	15,000
Simpson Infirmary, <i>Wellesley</i>	5,000	10,000
Noble Hospital, <i>Westfield</i>	17,550	35,100
Whitinsville Hospital, <i>Whitinsville</i>	5,200	10,400
Thompson Infirmary, <i>Williamstown</i>	5,000	10,000
Winchendon Hospital, <i>Winchendon</i>	6,950	13,900
Winchester Hospital, <i>Winchester</i>	27,500	55,000
Winthrop Community Hospital, <i>Winthrop</i>	16,900	33,800
Charles Choate Memorial Hospital, <i>Woburn</i>	18,800	37,600
Fairlawn Hospital, <i>Worcester</i>	17,950	35,900
Hahnemann Hospital, <i>Worcester</i>	32,350	64,700
Memorial Hospital, <i>Worcester</i>	69,700	139,400
Saint Vincent Hospital, <i>Worcester</i>	87,350	174,700

#### Michigan

Bixby Hospital, <i>Adrian</i>	50,700	50,700
Allegan Health Center, <i>Allegan</i>	11,600	23,200
Gratiot Community Hospital, <i>Alma</i>	10,350	20,700
Michigan Masonic Home and Hospital, <i>Alma</i>	28,900	57,800
Mercywood Sanitarium, <i>Ann Arbor</i>	22,000	44,000
St. Joseph Mercy Hospital, <i>Ann Arbor</i>	79,150	158,300
Hubbard Memorial Hospital, <i>Bad Axe</i>	13,850	27,700
American Legion Hospital, <i>Battle Creek</i>	57,200	114,400
Battle Creek Sanitarium, <i>Battle Creek</i>	36,750	73,500
Community Hospital, <i>Battle Creek</i>	33,550	67,100
Leila Y. Post Montgomery Hospital, <i>Battle Creek</i>	39,100	78,200
Bay City Samaritan Hospital, <i>Bay City</i>	10,650	21,300
General Hospital, <i>Bay City</i>	32,850	65,700
Mercy Hospital, <i>Bay City</i>	70,850	141,700
Mercy Hospital, <i>Benton Harbor</i>	37,350	74,700
Cranbrook Infirmary, <i>Bloomfield Hills</i>	5,000	10,000
Mellus Memorial Hospital, <i>Brighton</i>	(252)	4,748
Mercy Hospital, <i>Cadillac</i>	26,950	53,900
Charlevoix Hospital, <i>Charlevoix</i>	6,300	12,600
Community Memorial Hospital, <i>Cheboygan</i>	11,450	22,900
Dearborn Medical Centre Hospital, <i>Dearborn</i>	21,250	42,500
Oakwood Hospital, <i>Dearborn</i>	61,250	122,500
St. Joseph's Retreat, <i>Dearborn</i>	68,350	136,700
Deckerville Hospital, <i>Deckerville</i>	5,000	10,000
Alexander Blain Hospital, <i>Detroit</i>	26,850	53,700
Brent General Hospital, <i>Detroit</i>	30,200	60,400

	1957 Payments	Total Grants
Burton Mercy Hospital, <i>Detroit</i>	<b>85,300</b>	85,300
Children's Hospital of Michigan, <i>Detroit</i>	<b>57,800</b>	115,600
Delray General Hospital, <i>Detroit</i>	<b>14,150</b>	28,300
Detroit Memorial Hospital, <i>Detroit</i>	<b>75,150</b>	150,300
East Side General Hospital, <i>Detroit</i>	<b>26,800</b>	53,600
Evangelical Deaconess Hospital, <i>Detroit</i>	<b>52,150</b>	104,300
Fairview Sanatorium, <i>Detroit</i>	<b>19,550</b>	39,100
Florence Crittenton Hospital, <i>Detroit</i>	<b>50,500</b>	101,000
Grace Hospital, <i>Detroit</i>	<b>125,000</b>	250,000
Harper Hospital, <i>Detroit</i>	<b>125,000</b>	250,000
Holy Cross Hospital, <i>Detroit</i>	<b>37,750</b>	75,500
Jennings Memorial Hospital, <i>Detroit</i>	<b>29,050</b>	58,100
Kirwood General Hospital, <i>Detroit</i>	<b>12,850</b>	25,700
Lakeside General Hospital, <i>Detroit</i>	<b>17,550</b>	35,100
Lincoln Hospital, <i>Detroit</i>	<b>19,150</b>	38,300
Lister General Hospital, <i>Detroit</i>	<b>12,000</b>	12,000
McGregor Center, <i>Detroit</i>	<b>8,150</b>	16,300
Mercy General Hospital, <i>Detroit</i>	<b>8,750</b>	17,500
Metropolitan General Hospital, <i>Detroit</i>	<b>19,900</b>	19,900
Mount Carmel Mercy Hospital, <i>Detroit</i>	<b>125,000</b>	250,000
North Detroit General Hospital, <i>Detroit</i>	<b>19,700</b>	39,400
Park General Hospital, <i>Detroit</i>	<b>14,100</b>	14,100
Parkside Hospital, <i>Detroit</i>	<b>12,750</b>	25,500
Plymouth General Hospital, <i>Detroit</i>	<b>5,350</b>	10,700
Providence Hospital, <i>Detroit</i>	<b>110,950</b>	221,900
Rehabilitation Institute of Metropolitan Detroit, <i>Detroit</i>	<b>8,750</b>	17,500
St. John's Hospital, <i>Detroit</i>	<b>63,400</b>	126,800
St. Joseph Mercy Hospital, <i>Detroit</i>	<b>62,100</b>	124,200
Saratoga General Hospital, <i>Detroit</i>	<b>37,250</b>	74,500
Sinai Hospital, <i>Detroit</i>	<b>57,150</b>	114,300
Straith Memorial Hospital, <i>Detroit</i>	<b>10,000</b>	10,000
Trinity Hospital, <i>Detroit</i>	<b>28,100</b>	56,200
William Booth Memorial Hospital, <i>Detroit</i>	<b>8,800</b>	17,600
Woman's Hospital, <i>Detroit</i>	<b>72,100</b>	144,200
Community Hospital, <i>Douglas</i>	<b>10,000</b>	10,000
Lee Memorial Hospital, <i>Dowagiac</i>	<b>10,000</b>	20,000
Community Hospital, <i>Durand</i>	<b>5,000</b>	10,000
Stimson Community Hospital, <i>Eaton Rapids</i>	<b>10,000</b>	10,000
St. Francis' Hospital, <i>Eschanaba</i>	<b>31,050</b>	62,100
Sister Kenny Polio Hospital, <i>Farmington</i>	<b>10,250</b>	20,500
Ardmore Hospital, <i>Ferndale</i>	<b>5,850</b>	11,700
McLaren General Hospital, <i>Flint</i>	<b>77,400</b>	154,800
St. Joseph Hospital, <i>Flint</i>	<b>94,300</b>	188,600
Paul Oliver Memorial Hospital, <i>Frankfort</i>	<b>6,500</b>	13,000
Gerber Memorial Hospital, <i>Fremont</i>	<b>10,800</b>	21,600
Otsego County Memorial Hospital, <i>Gaylord</i>	<b>5,950</b>	11,900

	1957 Payments	Total Grants
Gladwin Hospital, <i>Gladwin</i>	10,000	10,000
Goodrich General Hospital, <i>Goodrich</i>	8,150	16,300
Blodgett Memorial Hospital, <i>Grand Rapids</i>	74,650	149,300
Butterworth Hospital, <i>Grand Rapids</i>	106,550	213,100
Ferguson-Droste-Ferguson Hospital, <i>Grand Rapids</i>	15,950	31,900
Mary Free Bed Guild Children's Hospital and Orthopedic Center, <i>Grand Rapids</i>	32,200	64,400
Pine Rest Christian Association, <i>Grand Rapids</i>	125,000	250,000
St. Mary Hospital, <i>Grand Rapids</i>	77,850	155,700
Salvation Army Evangeline Home and Hospital, <i>Grand Rapids</i>	8,300	16,600
Mercy Hospital, <i>Grayling</i>	10,050	20,100
United Memorial Hospital, <i>Greenville</i>	14,700	29,400
Bon Secours Hospital, <i>Grosse Pointe</i>	37,400	74,800
Cottage Hospital, <i>Grosse Pointe Farms</i>	17,700	35,400
St. Francis Hospital, <i>Hamtramck</i>	33,450	66,900
Saint Joseph's Hospital, <i>Hancock</i>	22,300	44,600
Oceana Hospital, <i>Hart</i>	7,350	14,700
Pennock Hospital, <i>Hastings</i>	17,900	35,800
Francis A. Bell Memorial Hospital, <i>Ishpeming</i>	15,900	31,800
Mercy Hospital, <i>Jackson</i>	40,600	81,200
Borgess Hospital, <i>Kalamazoo</i>	68,850	137,700
Bronson Methodist Hospital, <i>Kalamazoo</i>	56,400	112,800
Edward W. Sparrow Hospital, <i>Lansing</i>	86,950	173,900
St. Lawrence Hospital, <i>Lansing</i>	89,150	178,300
Calumet Public Hospital, <i>Laurium</i>	11,250	22,500
Lynn Hospital, <i>Lincoln Park</i>	13,450	26,900
Paulina Stearns Hospital, <i>Ludington</i>	13,000	26,000
Mercy Community Hospital, <i>Manistee</i>	13,000	26,000
Marlette Community Hospital, <i>Marlette</i>	8,150	16,300
St. Luke's Hospital, <i>Marquette</i>	38,000	76,000
St. Mary's Hospital, <i>Marquette</i>	14,400	28,800
Oaklawn Hospital, <i>Marshall</i>	7,800	15,600
St. Joseph-Lloyd Hospital, <i>Menominee</i>	28,500	57,000
Midland Hospital, <i>Midland</i>	33,650	67,300
Mercy Hospital, <i>Monroe</i>	20,350	40,700
Monroe Lutheran Hospital, <i>Monroe</i>	17,000	34,000
St. Joseph's Hospital, <i>Mount Clemens</i>	53,700	107,400
Sigma Gamma Hospital School, <i>Mount Clemens</i>	10,550	21,100
Central Michigan Community Hospital, <i>Mt. Pleasant</i>	20,350	40,700
Munising Hospital, <i>Munising</i>	5,000	10,000
Hackley Hospital, <i>Muskegon</i>	64,350	128,700
Mercy Hospital, <i>Muskegon</i>	34,350	68,700
Pawating Hospital, <i>Niles</i>	26,900	53,800
Sessions Hospital, <i>Northville</i>	8,300	16,600
Memorial Hospital of Manistee County, <i>Onkama</i>	5,000	10,000
Memorial Hospital, <i>Owosso</i>	35,550	71,100

	1957 Payments	Total Grants
Scheurer Hospital, <i>Pigeon</i>	5,250	10,500
Little Traverse Hospital, <i>Petoskey</i>	33,100	66,200
Lockwood General Hospital, <i>Petoskey</i>	11,000	22,000
St. Joseph Mercy Hospital, <i>Pontiac</i>	98,000	196,000
Mercy Hospital, <i>Port Huron</i>	23,250	46,500
Port Huron Hospital, <i>Port Huron</i>	52,650	105,300
Sidney A. Sumbly Memorial Hospital, <i>River Rouge</i>	24,500	24,500
Oakland Center Hospital, <i>Royal Oak</i>	5,000	10,000
William Beaumont Hospital, <i>Royal Oak</i>	52,450	104,900
Saginaw General Hospital, <i>Saginaw</i>	62,450	124,900
St. Luke's Hospital, <i>Saginaw</i>	44,900	89,800
St. Mary's Hospital, <i>Saginaw</i>	59,650	119,300
Clinton Memorial Hospital, <i>St. Johns</i>	24,750	49,500
St. Joseph-Benton Harbor Memorial Hospital, <i>St. Joseph</i>	23,850	47,700
Tawas St. Joseph Hospital, <i>Tawas City</i>	7,350	14,700
James Decker Munson Hospital, <i>Traverse City</i>	41,100	82,200
Memorial Hospital, <i>Van Dyke</i>	12,850	25,700
Divine Infant of Prague Hospital, <i>Wakefield</i>	5,600	11,200
Community Hospital, <i>Watervliet</i>	9,200	18,400
Yale Community Hospital, <i>Yale</i>	5,850	11,700
Dr. Thomas G. Huizinga Memorial Hospital, <i>Zeeland</i>	5,000	10,000
 <b>Minnesota</b>		
Adrian Hospital, <i>Adrian</i>	5,000	10,000
Aitkin Community Hospital, <i>Aitkin</i>	5,000	10,000
Naeve Hospital, <i>Albert Lea</i>	30,450	60,900
Our Lady of Mercy Hospital, <i>Alexandria</i>	7,050	14,100
Anoka Hospital, <i>Anoka</i>	5,000	10,000
St. Olaf Hospital, <i>Austin</i>	27,150	54,300
Baudette Community Hospital, <i>Baudette</i>	5,400	10,800
Lutheran Hospital, <i>Bemidji</i>	14,650	29,300
Thiel Hospital, <i>Bertha</i>	6,100	12,200
Braham Community Hospital, <i>Braham</i>	5,150	10,300
St. Joseph's Hospital, <i>Brainerd</i>	29,750	59,500
St. Francis Hospital, <i>Breckenridge</i>	25,700	51,400
Caledonia Community Hospital, <i>Caledonia</i>	5,150	10,300
Chisholm Memorial Hospital, <i>Chisholm</i>	7,250	14,500
Raiter Hospital, <i>Cloquet</i>	7,250	14,500
Comfrey Hospital, <i>Comfrey</i>	5,000	10,000
Bethesda Hospital, <i>Crookston</i>	13,300	26,600
St. Francis Hospital, <i>Crookston</i>	22,450	44,900
Miners' Hospital, <i>Crosby</i>	8,050	16,100
Dawson Hospital, <i>Dawson</i>	6,150	12,300
St. Mary's Hospital, <i>Detroit Lakes</i>	15,750	31,500
Saint Luke's Hospital, <i>Duluth</i>	125,000	250,000



	1957 Payments	Total Grants
St. Mary's Hospital, <i>Duluth</i>	<b>82,550</b>	165,100
Ely-Winton Memorial Hospital, <i>Ely</i>	<b>5,000</b>	10,000
Fairmont Community Hospital, <i>Fairmont</i>	<b>13,450</b>	26,900
St. Lucas Deaconess Hospital, <i>Faribault</i>	<b>15,000</b>	30,000
Sanford Hospital, <i>Farmington</i>	<b>8,750</b>	17,500
Lake Region Hospital, <i>Fergus Falls</i>	<b>23,550</b>	47,100
Fosston Hospital, <i>Fosston</i>	<b>6,500</b>	13,000
Holy Trinity Hospital, <i>Graceville</i>	<b>5,550</b>	11,100
Greenbush Community Hospital, <i>Greenbush</i>	<b>5,000</b>	10,000
Kittson War Veterans' Memorial Hospital, <i>Hallock</i>	<b>6,850</b>	13,700
Salve Regina Memorial Hospital, <i>Hastings</i>	<b>9,800</b>	19,600
Hendricks Community Hospital, <i>Hendricks</i>	<b>7,450</b>	14,900
Hibbing General Hospital, <i>Hibbing</i>	<b>40,450</b>	80,900
Hutchinson Community Hospital, <i>Hutchinson</i>	<b>7,750</b>	15,500
International Falls Memorial Hospital, <i>International Falls</i>	<b>12,100</b>	24,200
Halloran Hospital, <i>Jackson</i>	—	5,150
Karlstad Memorial Hospital, <i>Karlstad</i>	<b>5,000</b>	10,000
St. Gabriel's Hospital, <i>Little Falls</i>	<b>27,200</b>	54,400
Madelia Community Hospital, <i>Madelia</i>	<b>5,000</b>	10,000
Madison Hospital, <i>Madison</i>	<b>5,000</b>	10,000
Immanuel Hospital, <i>Mankato</i>	<b>23,300</b>	46,600
St. Joseph's Hospital, <i>Mankato</i>	<b>32,500</b>	65,000
Memorial Hospital, <i>Milaca</i>	<b>5,000</b>	10,000
Abbot Hospital, <i>Minneapolis</i>	<b>42,650</b>	85,300
Asbury Methodist Hospital, <i>Minneapolis</i>	<b>42,100</b>	84,200
Doctors Memorial Hospital, <i>Minneapolis</i>	<b>28,450</b>	56,900
Fairview Hospital, <i>Minneapolis</i>	<b>60,950</b>	121,900
Franklin Public Hospital, <i>Minneapolis</i>	<b>19,850</b>	39,700
Glenwood Hills Hospitals, <i>Minneapolis</i>	<b>31,000</b>	62,000
Homewood Hospital, <i>Minneapolis</i>	<b>7,850</b>	15,700
Lutheran Deaconess Home and Hospital, <i>Minneapolis</i>	<b>55,150</b>	110,300
Mount Sinai Hospital, <i>Minneapolis</i>	<b>54,100</b>	108,200
Northwestern Hospital, <i>Minneapolis</i>	<b>79,500</b>	159,000
St. Barnabas Hospital, <i>Minneapolis</i>	<b>58,300</b>	116,600
St. Barnabas Hospital, St. Andrews Division, <i>Minneapolis</i>	<b>16,250</b>	32,500
St. Mary's Hospital, <i>Minneapolis</i>	<b>102,150</b>	204,300
Shriners Hospitals for Crippled Children, <i>Minneapolis</i>	<b>18,950</b>	37,900
Sister Elizabeth Kenny Foundation, <i>Minneapolis</i>	<b>52,400</b>	104,800
Swedish Hospital, <i>Minneapolis</i>	<b>115,950</b>	231,900
Women's Welfare League Home for Convalescents, <i>Minneapolis</i>	<b>5,700</b>	11,400
St. Ansgar Hospital, <i>Moorhead</i>	<b>16,700</b>	33,400
Bethel Hospital, <i>Mountain Lake</i>	<b>5,000</b>	10,000
Community Memorial Hospital, <i>New Prague</i>	<b>9,100</b>	18,200
Loretto Hospital, <i>New Ulm</i>	<b>11,700</b>	23,400
Union Hospital, <i>New Ulm</i>	<b>15,450</b>	30,900
Allen Memorial Hospital, <i>Northfield</i>	<b>5,000</b>	10,000

St. Olaf College Hospital, <i>Northfield</i>	<b>5,000</b>	10,000
St. Raphael Hospital, <i>Parkers Prairie</i>	<b>5,000</b>	10,000
St. Joseph's Hospital, <i>Park Rapids</i>	<b>10,150</b>	20,300
Pelican Valley Health Center, <i>Pelican Rapids</i>	<b>5,200</b>	10,400
St. James Hospital, <i>Perham</i>	<b>8,400</b>	16,800
Lakeside Memorial Hospital, <i>Pine City</i>	<b>9,150</b>	18,300
Community Hospital, <i>Princeton</i>	<b>7,250</b>	14,500
Saint John's Hospital, <i>Red Lake Falls</i>	<b>5,000</b>	10,000
St. John's Hospital, <i>Red Wing</i>	<b>18,200</b>	36,400
North Memorial Hospital, <i>Robbinsdale</i>	<b>23,500</b>	47,000
Rochester Methodist Hospital, <i>Rochester</i>	<b>124,350</b>	248,700
Saint Mary's Hospital, <i>Rochester</i>	<b>125,000</b>	250,000
Roseau Community Hospital, <i>Roseau</i>	<b>10,000</b>	10,000
St. Cloud Hospital, <i>St. Cloud</i>	<b>80,600</b>	161,200
Bethesda Hospital, <i>St. Paul</i>	<b>50,700</b>	101,400
Charles T. Miller Hospital, <i>St. Paul</i>	<b>84,400</b>	168,800
Childrens Hospital, <i>St. Paul</i>	<b>15,650</b>	31,300
Midway Hospital, <i>St. Paul</i>	<b>38,000</b>	76,000
Mounds Park Hospital, <i>St. Paul</i>	<b>33,800</b>	67,600
Northern Pacific Beneficial Association Hospital, <i>St. Paul</i>	<b>57,800</b>	57,800
Riverview Memorial Hospital, <i>St. Paul</i>	<b>14,550</b>	29,100
St. John's Hospital, <i>St. Paul</i>	<b>41,750</b>	83,500
St. Joseph's Hospital, <i>St. Paul</i>	<b>83,400</b>	166,800
St. Luke's Hospital, <i>St. Paul</i>	<b>43,350</b>	86,700
Salvation Army Booth Memorial Hospital, <i>St. Paul</i>	<b>5,000</b>	10,000
St. Michael's Hospital, <i>Sauk Centre</i>	<b>13,100</b>	26,200
St. Francis Hospital, <i>Shakopee</i>	<b>11,500</b>	23,000
Spring Grove Hospital, <i>Spring Grove</i>	<b>5,000</b>	10,000
Minnewaska Hospital, <i>Starbuck</i>	<b>5,000</b>	10,000
Northwestern Hospital, <i>Thief River Falls</i>	<b>16,350</b>	32,700
Clinic Hospital, <i>Tracy</i>	<b>10,000</b>	10,000
Tracy Hospital, <i>Tracy</i>	<b>11,400</b>	11,400
Triumph-Monterey Community Hospital, <i>Triumph</i>	<b>5,000</b>	10,000
Community Health Center, <i>Two Harbors</i>	<b>6,050</b>	12,100
Pioneers' Infirmary, <i>Virginia</i>	<b>36,450</b>	72,900
St. Elizabeth's Hospital, <i>Wabasha</i>	<b>10,600</b>	21,200
Waconia Community Hospital, <i>Waconia</i>	<b>8,250</b>	16,500
Wesley Hospital, <i>Wadena</i>	<b>9,550</b>	19,100
Warren Hospital, <i>Warren</i>	<b>7,900</b>	15,800
Minnetonka Hospital, <i>Wayzata</i>	<b>5,000</b>	10,000
Dr. Henry Schmidt Memorial Hospital, <i>Westbrook</i>	<b>5,000</b>	10,000
Windom Hospital, <i>Windom</i>	<b>6,300</b>	12,600
Winona General Hospital, <i>Winona</i>	<b>22,450</b>	44,900
 <b>Mississippi</b>		
Aberdeen Hospital, <i>Aberdeen</i>	<b>5,000</b>	10,000
Gilmore Sanitarium, <i>Amory</i>	<b>6,750</b>	13,500

	1957 Payments	Total Grants
New Biloxi Hospital, <i>Biloxi</i>	<b>10,250</b>	20,500
King's Daughters Hospital, <i>Brookhaven</i>	<b>13,050</b>	26,100
Clarksdale Hospital, <i>Clarksdale</i>	<b>8,950</b>	17,900
Columbus Hospital, <i>Columbus</i>	<b>11,700</b>	23,400
Doster Hospital and Clinic, <i>Columbus</i>	<b>9,750</b>	19,500
King's Daughters Hospital, <i>Greenville</i>	<b>20,600</b>	41,200
Methodist Hospital, <i>Hattiesburg</i>	<b>28,700</b>	57,400
Houston Hospital, <i>Houston</i>	<b>12,350</b>	24,700
Mississippi Baptist Hospital, <i>Jackson</i>	<b>78,500</b>	157,000
St. Dominic-Jackson Memorial Hospital, <i>Jackson</i>	<b>25,300</b>	50,600
Laurel General Hospital, <i>Laurel</i>	<b>9,100</b>	18,200
Magee General Hospital, <i>Magee</i>	<b>7,550</b>	15,100
Beacham Memorial Hospital, <i>Magnolia</i>	<b>7,150</b>	14,300
McComb City Hospital, <i>McComb</i>	<b>8,950</b>	17,900
McComb Infirmary, <i>McComb</i>	<b>7,450</b>	14,900
Anderson Infirmary, <i>Meridian</i>	<b>19,450</b>	38,900
Riley's Hospital, <i>Meridian</i>	<b>11,000</b>	22,000
Rush Memorial Hospital, <i>Meridian</i>	<b>18,900</b>	37,800
St. Joseph Hospital, <i>Meridian</i>	<b>9,700</b>	19,400
Taborian Hospital, <i>Mound Bayou</i>	<b>24,100</b>	24,100
Natchez Sanatorium, <i>Natchez</i>	<b>5,400</b>	10,800
New Albany Hospital and Clinic, <i>New Albany</i>	<b>5,000</b>	10,000
Shands Hospital, <i>New Albany</i>	<b>7,700</b>	15,400
North Mississippi Community Hospital, <i>Tupelo</i>	<b>27,650</b>	55,300
Pittman Hospital, <i>Tylertown</i>	<b>7,300</b>	14,600
Walthall Hospital, <i>Tylertown</i>	<b>6,050</b>	12,100
Mercy Hospital-Street Memorial, <i>Vicksburg</i>	<b>25,000</b>	50,000
Vicksburg Hospital, <i>Vicksburg</i>	<b>17,750</b>	35,500
Vicksburg Infirmary, <i>Vicksburg</i>	<b>11,050</b>	22,100
Ivy Memorial Hospital, <i>West Point</i>	—	11,150
<b>Missouri</b>		
Noll Memorial Hospital, <i>Bethany</i>	<b>10,000</b>	10,000
Bonne Terre Hospital, <i>Bonne Terre</i>	<b>16,600</b>	33,200
St. Joseph Hospital, <i>Boonville</i>	<b>16,500</b>	33,000
Skaggs Community Hospital, <i>Branson</i>	<b>5,000</b>	10,000
St. Francis Hospital, <i>Cape Girardeau</i>	<b>29,400</b>	58,800
Southeast Missouri Hospital, <i>Cape Girardeau</i>	<b>18,150</b>	36,300
Stephens College Health Center, <i>Columbia</i>	<b>14,450</b>	28,900
Excelsior Springs Hospital, <i>Excelsior Springs</i>	<b>10,400</b>	20,800
Community Hospital, <i>Fairfax</i>	<b>7,900</b>	15,800
Levering Hospital, <i>Hannibal</i>	<b>50,800</b>	50,800
St. Elizabeth Hospital, <i>Hannibal</i>	<b>30,100</b>	60,200
Memorial Hospital, <i>Harrisonville</i>	<b>10,600</b>	21,200
George Dimmitt Memorial Hospital, <i>Humansville</i>	<b>5,000</b>	10,000

	1957 Payments	Total Grants
Independence Sanitarium and Hospital, <i>Independence</i>	48,500	97,000
Arcadia Valley Hospital, <i>Ironton</i>	10,550	21,100
St. Mary's Hospital, <i>Jefferson City</i>	32,800	65,600
Freeman Hospital, <i>Joplin</i>	26,700	53,400
St. John's Hospital, <i>Joplin</i>	33,250	66,500
Children's Mercy Hospital, <i>Kansas City</i>	33,750	67,500
Florence Crittenton Home, <i>Kansas City</i>	6,300	12,600
Florence Home, <i>Kansas City</i>	5,000	10,000
Menorah Medical Center, <i>Kansas City</i>	89,800	179,600
Queen of the World Hospital, <i>Kansas City</i>	16,050	32,100
Research Hospital, <i>Kansas City</i>	73,050	146,100
Saint Joseph's Hospital, <i>Kansas City</i>	97,450	194,900
St. Luke's Hospital, <i>Kansas City</i>	117,600	235,200
St. Mary's Hospital, <i>Kansas City</i>	83,700	167,400
Trinity Lutheran Hospital, <i>Kansas City</i>	45,200	90,400
Wheatley-Provident Hospital, <i>Kansas City</i>	11,300	22,600
St. Joseph Hospital, <i>Kirkwood</i>	28,950	57,900
Louise G. Wallace Hospital, <i>Lebanon</i>	11,950	23,900
Odd Fellows Home Hospital, <i>Liberty</i>	21,100	42,200
Lockwood Memorial Hospital, <i>Lockwood</i>	5,000	10,000
St. Francis Hospital, <i>Marceline</i>	6,900	13,800
Georgia Brown Blosser Home for Crippled Children, <i>Marshall</i>	9,050	18,100
John Fitzgibbon Memorial Hospital, <i>Marshall</i>	10,200	20,400
Evangelical Emmaus Home, <i>Marthasville</i>	24,100	48,200
St. Francis Hospital, <i>Maryville</i>	16,700	33,400
St. Vincent's Hospital, <i>Monett</i>	7,000	14,000
Evangelical Emmaus Home, <i>St. Charles</i>	42,450	84,900
St. Joseph's Hospital, <i>St. Charles</i>	31,300	62,600
Missouri Methodist Hospital, <i>St. Joseph</i>	55,500	111,000
St. Joseph's Hospital, <i>St. Joseph</i>	39,850	79,700
Alexian Brothers Hospital and Dispensary, <i>St. Louis</i>	43,950	87,900
Barnes Hospital, <i>St. Louis</i>	125,000	250,000
Bethesda General Hospital, <i>St. Louis</i>	15,850	31,700
Christian Hospital, <i>St. Louis</i>	34,550	69,100
De Paul Hospital, <i>St. Louis</i>	87,500	175,000
Evangelical Deaconess Home and Hospital, <i>St. Louis</i>	76,750	153,500
Faith Hospital, <i>St. Louis</i>	20,650	41,300
Firmin Desloge Hospital, <i>St. Louis</i>	74,500	74,500
Incarnate Word Hospital, <i>St. Louis</i>	33,100	66,200
Jewish Hospital of St. Louis, <i>St. Louis</i>	114,100	228,200
Lutheran Hospital, <i>St. Louis</i>	47,300	94,600
Marian Hospital, <i>St. Louis</i>	6,000	12,000
Masonic Hospital, <i>St. Louis</i>	25,000	50,000
Missouri Baptist Hospital, <i>St. Louis</i>	104,450	208,900
Mother of Good Counsel Home for Chronic Sick and Sanitarium for Convalescents, <i>St. Louis</i>	24,400	48,800

	1957 Payments	Total Grants
Mount St. Rose Hospital, <i>St. Louis</i>	39,750	39,750
Park Lane Memorial Hospital, <i>St. Louis</i>	17,400	34,800
Peoples Hospital, <i>St. Louis</i>	20,050	40,100
St. Anne's Home, <i>St. Louis</i>	5,000	10,000
St. Anthony's Hospital, <i>St. Louis</i>	73,750	147,500
St. John's Hospital, <i>St. Louis</i>	101,650	203,300
St. Louis Children's Hospital, <i>St. Louis</i>	35,550	71,100
St. Luke's Episcopal-Presbyterian Hospital, <i>St. Louis</i>	55,900	111,800
St. Mary's Infirmary, <i>St. Louis</i>	36,150	72,300
St. Mary's Hospital, <i>St. Louis</i>	135,750	135,750
St. Vincent's Hospital, <i>St. Louis</i>	65,650	131,300
Salvation Army Booth Memorial Hospital, <i>St. Louis</i>	7,000	14,000
Shriners Hospitals for Crippled Children, <i>St. Louis</i>	35,250	70,500
Missouri Delta Community Hospital, <i>Sikeston</i>	15,250	30,500
Smithville Community Hospital, <i>Smithville</i>	24,000	24,000
Burge Hospital, <i>Springfield</i>	41,600	83,200
St. John's Hospital, <i>Springfield</i>	51,600	103,200
Wright Memorial Hospital, <i>Trenton</i>	5,000	10,000
St. Francis Hospital, <i>Washington</i>	28,250	56,500

#### Montana

St. Ann's Hospital, <i>Anaconda</i>	14,050	28,100
Fallon County Memorial Hospital, <i>Baker</i>	10,000	10,000
Sweet Grass Community Hospital, <i>Big Timber</i>	5,000	10,000
Billings Deaconess Hospital, <i>Billings</i>	39,200	78,400
Saint Vincent's Hospital, <i>Billings</i>	41,000	82,000
Bozeman Deaconess Hospital, <i>Bozeman</i>	14,850	29,700
Butte Community Memorial Hospital, <i>Butte</i>	30,150	60,300
St. James Hospital, <i>Butte</i>	37,800	75,600
Teton Memorial Hospital, <i>Choteau</i>	10,000	10,000
St. Mary's Hospital, <i>Conrad</i>	8,400	16,800
Glacier County Memorial Hospital, <i>Cut Bank</i>	7,400	14,800
St. Joseph's Hospital, <i>Deer Lodge</i>	8,700	17,400
Madison Valley Hospital, <i>Ennis</i>	5,000	10,000
Rosebud Community Hospital, <i>Forsyth</i>	5,000	10,000
St. Clare's Hospital, <i>Fort Benton</i>	8,150	16,300
Frances Mahon Deaconess Hospital, <i>Glasgow</i>	10,550	21,100
Northern Pacific Beneficial Association Hospital, <i>Glendive</i>	22,300	22,300
Columbus Hospital, <i>Great Falls</i>	45,700	91,400
Montana Deaconess Hospital, <i>Great Falls</i>	37,050	74,100
Marcus Daly Memorial Hospital, <i>Hamilton</i>	5,850	11,700
Big Horn County Community Hospital, <i>Hardin</i>	—	5,950
Wheatland Memorial Hospital, <i>Harlowton</i>	6,000	12,000
Kennedy Deaconess Hospital, <i>Havre</i>	11,650	23,300
Sacred Heart Hospital, <i>Havre</i>	15,250	30,500

	1957 Payments	Total Grants
St. John's Hospital, <i>Helena</i>	12,800	25,600
St. Peter's Hospital, <i>Helena</i>	14,950	29,900
Shodair Crippled Children's Hospital, <i>Helena</i>	7,850	15,700
Garfield County Hospital, <i>Jordan</i>	5,000	10,000
Kalispell General Hospital, <i>Kalispell</i>	16,350	32,700
Saint Joseph's Hospital, <i>Lewistown</i>	24,100	48,200
St. John's Lutheran Hospital, <i>Libby</i>	7,050	14,100
Livingston Memorial Hospital, <i>Livingston</i>	13,200	13,200
Miles City Hospital, <i>Miles City</i>	36,750	73,500
Memorial Hospital, <i>Missoula</i>	10,100	20,200
Northern Pacific Beneficial Association Hospital, <i>Missoula</i>	29,500	29,500
St. Patrick Hospital, <i>Missoula</i>	45,050	90,100
Sheridan Memorial Hospital, <i>Plentywood</i>	5,000	10,000
Hotel Dieu Hospital, <i>Polson</i>	5,000	10,000
Carbon County Memorial Hospital, <i>Red Lodge</i>	10,000	10,000
Holy Family Hospital, <i>St. Ignatius</i>	9,100	18,200
Daniels Memorial Hospital, <i>Scobey</i>	10,000	10,000
Community Memorial Hospital, <i>Sidney</i>	11,550	23,100
Prairie Community Hospital, <i>Terry</i>	5,000	10,000
Whitefish Memorial Hospital, <i>Whitefish</i>	6,450	12,900
Trinity Hospital, <i>Wolf Point</i>	7,950	15,900
 <b>Nebraska</b>		
St. Joseph's Hospital, <i>Alliance</i>	20,000	40,000
Alma Memorial Hospital, <i>Alma</i>	5,000	10,000
Atkinson Memorial Hospital, <i>Atkinson</i>	5,000	10,000
Lutheran Hospital, <i>Beatrice</i>	12,150	24,300
Mennonite Deaconess Home and Hospital, <i>Beatrice</i>	7,400	14,800
Morrill County Veterans Memorial Hospital, <i>Bridgeport</i>	5,000	10,000
Community Memorial Hospital, <i>Burwell</i>	5,000	10,000
Lutheran Hospital, <i>Columbus</i>	6,950	13,900
Saint Mary Hospital, <i>Columbus</i>	17,100	34,200
Community Hospital, <i>Crawford</i>	10,000	10,000
Lundberg Memorial Hospital, <i>Creighton</i>	5,000	10,000
David City Hospital, <i>David City</i>	5,000	10,000
Community Hospital, <i>Falls City</i>	5,350	10,700
Gothenburg Memorial Hospital, <i>Gothenburg</i>	5,000	10,000
Lutheran Hospital, <i>Grand Island</i>	8,500	17,000
St. Francis' Hospital, <i>Grand Island</i>	39,300	78,600
Mary Lanning Memorial Hospital, <i>Hastings</i>	33,850	67,700
Thayer County Memorial Hospital, <i>Hebron</i>	5,000	10,000
Henderson Community Hospital, <i>Henderson</i>	5,000	10,000
Good Samaritan Hospital, <i>Kearney</i>	22,200	44,400
Lewellen Community Hospital, <i>Lewellen</i>	5,000	10,000
Bryan Memorial Hospital, <i>Lincoln</i>	28,550	57,100

	1957 Payments	Total Grants
Lincoln General Hospital, <i>Lincoln</i>	42,550	85,100
St. Elizabeth Hospital, <i>Lincoln</i>	62,400	124,800
Sacred Heart Hospital, <i>Loup City</i>	5,150	10,300
Sacred Heart Hospital, <i>Lynch</i>	5,000	10,000
St. Catherine of Sienna Hospital, <i>McCook</i>	24,000	48,000
St. Mary's Hospital, <i>Nebraska City</i>	16,300	32,600
Antelope Memorial Hospital, <i>Neligh</i>	5,000	10,000
Lutheran Hospital, <i>Norfolk</i>	13,850	27,700
Our Lady of Lourdes Hospital, <i>Norfolk</i>	16,700	33,400
St. Mary Hospital, <i>North Platte</i>	12,400	24,800
North Platte Memorial Hospital, <i>North Platte</i>	7,550	15,100
Oakland Memorial Hospital, <i>Oakland</i>	10,000	10,000
Bishop Clarkson Memorial Hospital, <i>Omaha</i>	48,400	96,800
Booth Memorial Hospital, <i>Omaha</i>	10,400	20,800
Bramwell Booth Memorial Convalescent Hospital, <i>Omaha</i>	15,650	31,300
Children's Memorial Hospital, <i>Omaha</i>	19,550	39,100
Creighton Memorial, St. Joseph's Hospital, <i>Omaha</i>	125,000	250,000
Doctors Hospital, <i>Omaha</i>	27,700	55,400
Hattie B. Munroe Home for Convalescing Children, <i>Omaha</i>	5,400	10,800
Immanuel Hospital, <i>Omaha</i>	31,450	62,900
Lutheran Hospital, <i>Omaha</i>	34,900	69,800
Nebraska Methodist Hospital, <i>Omaha</i>	48,250	96,500
Saint Catherine's Hospital, <i>Omaha</i>	54,200	108,400
Ord Hospital, <i>Ord</i>	5,000	10,000
Saint Joseph's Hospital, <i>Osmond</i>	5,000	10,000
Oshkosh Community Hospital, <i>Oshkosh</i>	5,000	10,000
Plainview General Hospital, <i>Plainview</i>	5,000	10,000
Memorial Hospital, <i>Schuyler</i>	6,600	13,200
St. Mary Hospital, <i>Scottsbluff</i>	17,650	35,300
West Nebraska General Hospital, <i>Scottsbluff</i>	20,600	41,200
Memorial Hospital, <i>Seward</i>	6,200	12,400
Cheyenne County Hospital, <i>Sidney</i>	12,050	24,100
St. John Hospital, <i>Spalding</i>	5,000	10,000
Brodstone Memorial Hospital, <i>Superior</i>	5,750	11,500
Sutherland Hospital, <i>Sutherland</i>	5,000	10,000
Community Memorial Hospital, <i>Syracuse</i>	10,000	10,000
Tilden Community Hospital, <i>Tilden</i>	5,500	11,000
Wakefield Community Hospital, <i>Wakefield</i>	5,000	10,000
Memorial Hospital, <i>West Point</i>	11,500	23,000
York General Hospital, <i>York</i>	9,500	19,000
<b>Nevada</b>		
Boulder City Hospital, <i>Boulder City</i>	5,000	10,000
Carson-Tahoe Hospital, <i>Carson City</i>	5,000	10,000
Rose de Lima Hospital, <i>Henderson</i>	10,850	21,700
St. Mary's Hospital, <i>Reno</i>	30,700	61,400

	1957 Payments	Total Grants
<b>New Hampshire</b>		
St. Louis Hospital, <i>Berlin</i>	21,950	43,900
Claremont General Hospital, <i>Claremont</i>	14,400	28,800
Concord Hospital, <i>Concord</i>	33,550	67,100
Alexander Hospital, <i>East Derry</i>	5,450	10,900
Exeter Hospital, <i>Exeter</i>	15,900	31,800
Lamont Infirmary, <i>Exeter</i>	5,000	10,000
Franklin Hospital, <i>Franklin</i>	9,650	19,300
Crotched Mountain Foundation, <i>Greenfield</i>	9,950	19,900
Mary Hitchcock Memorial Hospital, <i>Hanover</i>	65,000	130,000
Dick Hall's House, <i>Hanover</i>	5,000	10,000
Elliot Community Hospital, <i>Keene</i>	25,500	51,000
Laconia Hospital, <i>Laconia</i>	26,700	53,400
Beatrice D. Weeks Memorial Hospital, <i>Lancaster</i>	9,050	18,100
Alice Peck Day Memorial Hospital, <i>Lebanon</i>	5,100	10,200
Littleton Hospital, <i>Littleton</i>	6,250	12,500
Elliot Hospital, <i>Manchester</i>	28,050	56,100
Notre-Dame de Lourdes Hospital, <i>Manchester</i>	26,150	52,300
Sacred Heart Hospital, <i>Manchester</i>	34,150	68,300
Memorial Hospital, <i>Nashua</i>	23,550	47,100
St. Joseph's Hospital, <i>Nashua</i>	21,350	42,700
New London Hospital, <i>New London</i>	5,000	10,000
Carrie F. Wright Hospital, <i>Newport</i>	5,000	10,000
Memorial Hospital, <i>North Conway</i>	6,950	13,900
Monadnock Community Hospital, <i>Peterborough</i>	9,200	18,400
Sceva Speare Memorial Hospital, <i>Plymouth</i>	8,600	17,200
Portsmouth Hospital, <i>Portsmouth</i>	19,950	39,900
Frisbie Memorial Hospital, <i>Rochester</i>	17,650	35,300
Huggins Hospital, <i>Wolfboro</i>	11,050	22,100
Woodsville Cottage Hospital, <i>Woodsville</i>	6,500	13,000
<b>New Jersey</b>		
Atlantic City Hospital, <i>Atlantic City</i>	58,950	117,900
Children's Seashore House for Invalid Children, <i>Atlantic City</i>	22,900	45,800
Bayonne Hospital and Dispensary, <i>Bayonne</i>	51,000	102,000
Riverside Hospital, <i>Boonton</i>	8,250	16,500
Bound Brook Hospital, <i>Bound Brook</i>	5,650	11,300
Bridgeton Hospital, <i>Bridgeton</i>	24,450	48,900
Deborah Sanatorium and Hospital, <i>Browns Mills</i>	38,250	76,500
Theresa Grotta Home, <i>Caldwell</i>	8,450	16,900
Cooper Hospital, <i>Camden</i>	116,400	232,800
Our Lady of Lourdes Hospital, <i>Camden</i>	67,850	135,700
West Jersey Homeopathic Hospital, <i>Camden</i>	70,850	141,700
Burdette Tomlin Memorial Hospital Foundation, <i>Cape May Court House</i>	14,950	29,900
St. Clare's Hospital, <i>Denville</i>	18,750	37,500



	1957 Payments	Total Grants
Dover General Hospital, <i>Dover</i>	<b>31,150</b>	62,300
East Orange General Hospital, <i>East Orange</i>	<b>37,300</b>	74,600
Englewood Hospital, <i>Englewood</i>	<b>58,400</b>	116,800
Alexian Brothers Hospital, <i>Elizabeth</i>	<b>36,150</b>	72,300
Elizabeth General Hospital and Dispensary, <i>Elizabeth</i>	<b>71,300</b>	142,600
Saint Elizabeth Hospital, <i>Elizabeth</i>	<b>48,450</b>	96,900
Elmer Community Hospital, <i>Elmer</i>	<b>10,550</b>	21,100
Tuberculosis Preventorium for Children, <i>Farmingdale</i>	<b>57,500</b>	115,000
Hunterdon Medical Center, <i>Flemington</i>	<b>21,700</b>	43,400
Franklin Hospital, <i>Franklin</i>	<b>7,800</b>	15,600
Hackensack Hospital, <i>Hackensack</i>	<b>88,750</b>	177,500
Bancroft School, <i>Haddonfield</i>	<b>27,100</b>	54,200
Hasbrouck Heights Hospital, <i>Hasbrouck Heights</i>	<b>5,000</b>	10,000
St. Mary's Hospital, <i>Hoboken</i>	<b>83,250</b>	166,500
Christ Hospital, <i>Jersey City</i>	<b>72,700</b>	145,400
Fairmount Hospital, <i>Jersey City</i>	<b>10,850</b>	21,700
Greenville Hospital, <i>Jersey City</i>	<b>15,450</b>	30,900
St. Francis Hospital, <i>Jersey City</i>	<b>48,500</b>	97,000
Salvation Army Door of Hope Home and Hospital, <i>Jersey City</i>	<b>11,050</b>	22,100
West Hudson Hospital, <i>Kearny</i>	<b>25,200</b>	50,400
Paul Kimball Hospital, <i>Lakewood</i>	<b>23,650</b>	47,300
Dr. Hazard Memorial Hospital, <i>Long Branch</i>	<b>6,350</b>	12,700
Monmouth Memorial Hospital, <i>Long Branch</i>	<b>65,250</b>	130,500
Millville Hospital, <i>Millville</i>	<b>12,700</b>	25,400
Montclair Community Hospital, <i>Montclair</i>	<b>16,450</b>	32,900
Mountainside Hospital, <i>Montclair</i>	<b>82,150</b>	164,300
Saint Vincent's Hospital, <i>Montclair</i>	<b>20,750</b>	41,500
All Souls Hospital, <i>Morristown</i>	<b>29,450</b>	58,900
Morristown Memorial Hospital, <i>Morristown</i>	<b>49,100</b>	98,200
Burlington County Hospital, <i>Mount Holly</i>	<b>34,200</b>	68,400
Fitkin Memorial Hospital, <i>Neptune</i>	<b>66,800</b>	133,600
American Legion Tri-County Memorial Hospital, <i>Newark</i>	<b>9,150</b>	18,300
Babies' Hospital, <i>Newark</i>	<b>13,550</b>	27,100
Clara Maass Memorial Hospital, <i>Newark</i>	<b>23,650</b>	47,300
Columbus Hospital, <i>Newark</i>	<b>24,000</b>	48,000
Hospital for Crippled Children, <i>Newark</i>	<b>16,850</b>	33,700
Hospital of Saint Barnabas for Women and Children, <i>Newark</i>	<b>62,850</b>	125,700
Newark Beth Israel Hospital, <i>Newark</i>	<b>103,900</b>	207,800
Newark Eye and Ear Infirmary, <i>Newark</i>	<b>12,050</b>	24,100
Presbyterian Hospital, <i>Newark</i>	<b>85,900</b>	171,800
St. James Hospital, <i>Newark</i>	<b>27,850</b>	55,700
St. Michael's Hospital, <i>Newark</i>	<b>106,100</b>	212,200
Middlesex General Hospital, <i>New Brunswick</i>	<b>30,700</b>	61,400
Middlesex Rehabilitation and Polio Hospital, <i>New Brunswick</i>	<b>5,000</b>	10,000
St. Peter's General Hospital, <i>New Brunswick</i>	<b>57,050</b>	114,100
Newton Memorial Hospital, <i>Newton</i>	<b>22,850</b>	45,700

	1957 Payments	Total Grants
Hospital Center at Orange, <i>Orange</i>		
New Jersey Orthopaedic Hospital	9,350	18,700
Orange Memorial Hospital	77,200	154,400
St. Mary's Hospital, <i>Orange</i>	44,100	88,200
Beth Israel Hospital, <i>Passaic</i>	18,600	37,200
Passaic General Hospital, <i>Passaic</i>	67,250	134,500
St. Mary's Hospital, <i>Passaic</i>	45,900	91,800
Nathan and Miriam Barnert Memorial Hospital, <i>Paterson</i>	38,600	77,200
Paterson General Hospital, <i>Paterson</i>	77,600	155,200
Saint Joseph's Hospital, <i>Paterson</i>	105,350	210,700
Walter D. Matheny School, <i>Peapack</i>	13,250	26,500
Perth Amboy General Hospital, <i>Perth Amboy</i>	78,950	157,900
Warren Hospital, <i>Phillipsburg</i>	24,800	49,600
Muhlenberg Hospital, <i>Plainfield</i>	89,550	179,100
Point Pleasant Hospital, <i>Point Pleasant</i>	18,500	37,000
Chilton Memorial Hospital, <i>Pompton Plains</i>	13,300	26,600
Isabella McCosh Infirmary, <i>Princeton</i>	5,000	10,000
Princeton Hospital, <i>Princeton</i>	28,150	56,300
Rahway Hospital, <i>Rahway</i>	22,450	44,900
Riverview Hospital, <i>Red Bank</i>	29,150	58,300
Valley Hospital, <i>Ridgewood</i>	28,600	57,200
Zurbrugg Memorial Hospital, <i>Riverside</i>	10,950	21,900
Salem County Memorial Hospital, <i>Salem</i>	22,600	45,200
Mercy Hospital, <i>Sea Isle City</i>	5,000	10,000
Shore Memorial Hospital, <i>Somers Point</i>	20,050	40,100
Somerset Hospital, <i>Somerville</i>	47,300	94,600
South Amboy Hospital, <i>South Amboy</i>	7,650	15,300
Overlook Hospital, <i>Summit</i>	56,000	112,000
Alexander Linn Hospital, <i>Sussex</i>	7,750	15,500
Holy Name Hospital, <i>Teaneck</i>	56,200	112,400
Mercer Hospital, <i>Trenton</i>	69,700	139,400
Orthopaedic Hospital and Dispensary, <i>Trenton</i>	10,850	21,700
St. Francis' Hospital, <i>Trenton</i>	75,050	150,100
Trenton General Hospital, <i>Trenton</i>	8,250	16,500
William McKinley Memorial Hospital, <i>Trenton</i>	49,150	98,300
Newcomb Hospital, <i>Vineland</i>	27,200	54,400
North Hudson Hospital, <i>Weehawken</i>	25,100	50,200
Children's Country Home, <i>Westfield</i>	10,550	21,100
Kessler Institute for Rehabilitation, <i>West Orange</i>	7,850	15,700
Memorial Hospital, <i>Woodbury</i>	8,100	16,200
Underwood Hospital, <i>Woodbury</i>	21,650	43,300
Christian Sanatorium, <i>Wyckoff</i>	39,450	78,900
<b>New Mexico</b>		
Bataan Memorial Methodist Hospital, <i>Albuquerque</i>	24,050	48,100
Nazareth Sanatorium, <i>Albuquerque</i>	9,950	19,900

	1957 Payments	Total Grants
Presbyterian Hospital Center, <i>Albuquerque</i>	<b>47,750</b>	95,500
St. Joseph Sanatorium and Hospital, <i>Albuquerque</i>	<b>38,150</b>	76,300
Carlsbad Memorial Hospital, <i>Carlsbad</i>	<b>5,700</b>	11,400
St. Francis Xavier Hospital, <i>Carlsbad</i>	<b>21,450</b>	42,900
St. Joseph Hospital, <i>Clayton</i>	<b>5,000</b>	10,000
Embudo Presbyterian Hospital, <i>Embudo</i>	<b>5,000</b>	10,000
Espanola Hospital, <i>Espanola</i>	<b>11,750</b>	23,500
San Juan Hospital, <i>Farmington</i>	<b>9,000</b>	18,000
St. Mary's Hospital, <i>Gallup</i>	<b>10,350</b>	20,700
Las Vegas Hospital, <i>Las Vegas</i>	<b>8,250</b>	16,500
St. Anthony's Hospital, <i>Las Vegas</i>	<b>14,800</b>	29,600
Los Alamos Medical Center, <i>Los Alamos</i>	<b>17,750</b>	35,500
Rehoboth Mission Hospital, <i>Rehoboth</i>	<b>5,000</b>	10,000
St. Vincent's Hospital, <i>Santa Fe</i>	<b>23,000</b>	46,000
Holy Cross Hospital, <i>Taos</i>	<b>5,000</b>	10,000
St. Mary's Hospital, <i>Roswell</i>	<b>22,650</b>	45,300
St. Ann's Hospital, <i>Truth or Consequences</i>	<b>5,000</b>	10,000
Valmora Industrial Sanatorium, <i>Valmora</i>	<b>12,050</b>	24,100
 <b>New York</b>		
Albany Hospital, <i>Albany</i>	<b>125,000</b>	250,000
A. N. Brady Hospital, <i>Albany</i>	<b>25,300</b>	50,600
Child's Hospital, <i>Albany</i>	<b>11,150</b>	22,300
Memorial Hospital, <i>Albany</i>	<b>29,100</b>	58,200
St. Margaret's House and Hospital for Babies, <i>Albany</i>	<b>12,050</b>	24,100
St. Peter's Hospital, <i>Albany</i>	<b>60,250</b>	120,500
Arnold Gregory Memorial Hospital, <i>Albion</i>	<b>9,250</b>	18,500
Edward John Noble Hospital, <i>Alexandria Bay</i>	<b>5,000</b>	10,000
Amsterdam City Hospital, <i>Amsterdam</i>	<b>21,900</b>	43,800
St. Mary's Hospital, <i>Amsterdam</i>	<b>38,500</b>	77,000
Auburn Memorial Hospital, <i>Auburn</i>	<b>52,150</b>	104,300
Mercy Hospital, <i>Auburn</i>	<b>23,600</b>	47,200
Benedict Memorial Hospital, <i>Ballston Spa</i>	<b>6,500</b>	13,000
Genesee Memorial Hospital, <i>Batavia</i>	<b>27,550</b>	55,100
St. Jerome Hospital, <i>Batavia</i>	<b>26,050</b>	52,100
Bath Memorial Hospital, <i>Bath</i>	<b>14,300</b>	28,600
St. Mary's Hospital for Children, <i>Bayside</i>	<b>14,150</b>	28,300
Southside Hospital, <i>Bay Shore</i>	<b>48,750</b>	97,500
Highland Hospital, <i>Beacon</i>	<b>9,650</b>	19,300
Our Lady of Lourdes Memorial Hospital, <i>Binghamton</i>	<b>30,500</b>	61,000
Lakeside Memorial Hospital, <i>Brockport</i>	<b>8,750</b>	17,500
Lawrence Hospital, <i>Bronxville</i>	<b>46,000</b>	92,000
Adelphi Hospital, <i>Brooklyn</i>	<b>40,350</b>	80,700
Bethany Deaconess Hospital, <i>Brooklyn</i>	<b>18,650</b>	37,300
Beth-El Hospital, <i>Brooklyn</i>	<b>95,400</b>	190,800

	1957 Payments	Total Grants
Brooklyn Eye and Ear Hospital, <i>Brooklyn</i>	25,000	50,000
Brooklyn Hebrew Home and Hospital for the Aged, <i>Brooklyn</i>	125,000	250,000
Brooklyn Hospital, <i>Brooklyn</i>	81,450	162,900
Brooklyn Womans Hospital, <i>Brooklyn</i>	17,350	34,700
Caledonian Hospital, <i>Brooklyn</i>	32,450	64,900
Carson C. Peck Memorial Hospital, <i>Brooklyn</i>	27,650	55,300
Evangelical Deaconess Hospital, <i>Brooklyn</i>	22,450	44,900
Hospital of the Holy Family, <i>Brooklyn</i>	29,200	58,400
House of Saint Giles The Cripple, <i>Brooklyn</i>	10,250	20,500
Jewish Hospital, <i>Brooklyn</i>	125,000	250,000
Jewish Chronic Disease Hospital, <i>Brooklyn</i>	125,000	250,000
Long Island College Hospital, <i>Brooklyn</i>	103,500	207,000
Lutheran Hospital, <i>Brooklyn</i>	33,050	66,100
Lutheran Medical Center, <i>Brooklyn</i>	47,900	95,800
Lutheran Medical Center (successor to The Lutheran Hospital of Manhattan), <i>Brooklyn</i>	43,400	43,400
Madison Park Hospital, <i>Brooklyn</i>	28,500	57,000
Maimonides Hospital, <i>Brooklyn</i>	125,000	250,000
Menorah Home and Hospital for the Aged and Infirm, <i>Brooklyn</i>	68,050	136,100
Methodist Episcopal Hospital of Brooklyn, <i>Brooklyn</i>	102,600	205,200
Prospect Heights Hospital, <i>Brooklyn</i>	46,700	93,400
St. Catherine's Hospital, <i>Brooklyn</i>	68,750	137,500
St. Charles Hospital, <i>Brooklyn</i>	13,550	27,100
St. John's Episcopal Hospital, <i>Brooklyn</i>	60,300	120,600
St. Mary's Hospital, <i>Brooklyn</i>	54,350	108,700
St. Peter's Hospital, <i>Brooklyn</i>	36,600	73,200
Samaritan Hospital, <i>Brooklyn</i>	13,300	26,600
Swedish Hospital in Brooklyn, <i>Brooklyn</i>	16,250	32,500
Unity Hospital, <i>Brooklyn</i>	47,450	94,900
Victory Memorial Hospital, <i>Brooklyn</i>	14,400	28,800
Wyckoff Heights Hospital, <i>Brooklyn</i>	63,400	126,800
Booth Memorial Hospital, <i>Buffalo</i>	5,000	10,000
Buffalo Columbus Hospital, <i>Buffalo</i>	27,050	54,100
Buffalo Eye and Ear Infirmary and Wettlaufer Clinic, <i>Buffalo</i>	5,000	10,000
Buffalo General Hospital, <i>Buffalo</i>	125,000	250,000
Children's Hospital, <i>Buffalo</i>	70,700	141,400
Chronic Disease Research Institute, <i>Buffalo</i>	11,450	22,900
Crippled Children's Guild, <i>Buffalo</i>	11,450	22,900
Deaconess Hospital, <i>Buffalo</i>	75,450	150,900
Emergency Hospital of the Sisters of Charity, <i>Buffalo</i>	41,850	83,700
Ingleside Home, <i>Buffalo</i>	5,000	10,000
Lafayette General Hospital, <i>Buffalo</i>	14,800	29,600
Mercy Hospital, <i>Buffalo</i>	103,550	207,100
Millard Fillmore Hospital, <i>Buffalo</i>	125,000	250,000
St. Francis Hospital, <i>Buffalo</i>	12,650	25,300
Sisters of Charity Hospital, <i>Buffalo</i>	125,000	250,000

Mary McClellan Hospital, <i>Cambridge</i>	<b>16,950</b>	33,900
Frederick Ferris Thompson Hospital, <i>Canandaigua</i>	<b>26,350</b>	52,700
Edward John Noble Hospital, <i>Canton</i>	<b>5,600</b>	11,200
Clifton Springs Sanitarium, <i>Clifton Springs</i>	<b>41,000</b>	82,000
Cohoes Memorial Hospital, <i>Cohoes</i>	<b>14,300</b>	28,600
Julia L. Butterfield Memorial Hospital, <i>Cold Spring</i>	<b>6,700</b>	13,400
Mary Imogene Bassett Hospital, <i>Cooperstown</i>	<b>26,500</b>	53,000
Corinth Hospital, <i>Corinth</i>	<b>6,300</b>	12,600
Corning Hospital, <i>Corning</i>	<b>30,650</b>	61,300
Cornwall Hospital, <i>Cornwall</i>	<b>11,650</b>	23,300
Cortland Memorial Hospital, <i>Cortland</i>	<b>33,350</b>	66,700
Cuba Memorial Hospital, <i>Cuba</i>	<b>10,550</b>	21,100
Dansville Memorial Hospital, <i>Dansville</i>	<b>12,600</b>	25,200
Delhi Hospital, <i>Delhi</i>	<b>5,000</b>	10,000
Dobbs Ferry Hospital, <i>Dobbs Ferry</i>	<b>9,100</b>	18,200
Brooks Memorial Hospital, <i>Dunkirk</i>	<b>31,150</b>	62,300
Solomon and Betty Loeb Memorial Home for Convalescents, <i>East View</i>	<b>13,850</b>	27,700
Elizabethtown Community House, <i>Elizabethtown</i>	<b>5,000</b>	10,000
Veterans Memorial Hospital, <i>Ellenville</i>	<b>12,700</b>	25,400
Arnot Ogden Memorial Hospital, <i>Elmira</i>	<b>46,250</b>	92,500
St. Joseph's Hospital, <i>Elmira</i>	<b>56,700</b>	113,400
Saint Joseph's Hospital, <i>Far Rockaway</i>	<b>43,100</b>	86,200
Flushing Hospital and Dispensary, <i>Flushing</i>	<b>95,200</b>	190,400
Sanatorium Gabriels, <i>Gabriels</i>	<b>22,600</b>	45,200
House of Saint Giles the Cripple, <i>Garden City</i>	<b>11,150</b>	22,300
Geneva General Hospital, <i>Geneva</i>	<b>20,750</b>	41,500
Community Hospital, <i>Glen Cove</i>	<b>48,700</b>	97,400
Glens Falls Hospital, <i>Glens Falls</i>	<b>66,200</b>	132,400
Hillside Hospital, <i>Glen Oaks</i>	<b>52,400</b>	104,800
Nathan Littauer Hospital, <i>Gloversville</i>	<b>27,450</b>	54,900
Goshen Hospital, <i>Goshen</i>	<b>12,500</b>	25,000
Edward John Noble Hospital, <i>Gouverneur</i>	<b>12,050</b>	24,100
Tri-County Memorial Hospital, <i>Gowanda</i>	<b>9,900</b>	19,800
Emma Laing Stevens Hospital, <i>Granville</i>	<b>5,000</b>	10,000
Eastern Long Island Hospital, <i>Greenport</i>	<b>13,250</b>	26,500
Community Memorial Hospital, <i>Hamilton</i>	<b>7,050</b>	14,100
Hancock Community Hospital, <i>Hancock</i>	<b>5,000</b>	10,000
St. Vincent's Hospital, <i>Harrison</i>	<b>42,450</b>	84,900
Rosary Hill Home, <i>Hawthorne</i>	<b>26,800</b>	53,600
St. James' Mercy Hospital, <i>Hornell</i>	<b>26,250</b>	52,500
Columbia Memorial Hospital, <i>Hudson</i>	<b>30,250</b>	60,500
Huntington Hospital, <i>Huntington</i>	<b>34,850</b>	69,700
Ilion Hospital, <i>Ilion</i>	<b>11,450</b>	22,900
Irvington House, <i>Irvington-on-Hudson</i>	<b>29,500</b>	59,000
Cornell University Infirmary and Clinic, <i>Ithaca</i>	<b>21,400</b>	42,800

	1957 Payments	Total Grants
Reconstruction Home, <i>Ithaca</i>	15,650	31,300
Jamaica Hospital, <i>Jamaica</i>	58,550	117,100
Mary Immaculate Hospital, <i>Jamaica</i>	79,100	158,200
Woman's Christian Association Hospital, <i>Jamestown</i>	42,450	84,900
Charles S. Wilson Memorial Hospital, <i>Johnson City</i>	108,000	216,000
Johnstown Hospital, <i>Johnstown</i>	5,000	10,000
Keene Valley Neighborhood House and Hospital, <i>Keene Valley</i>	5,000	10,000
Kenmore Mercy Hospital, <i>Kenmore</i>	32,450	64,900
Benedictine Hospital, <i>Kingston</i>	31,300	62,600
Kingston Hospital, <i>Kingston</i>	30,050	60,100
Our Lady of Victory Hospital, <i>Lackawanna</i>	66,450	132,900
Placid Memorial Hospital, <i>Lake Placid</i>	6,650	13,300
Liberty-Loomis Hospital, <i>Liberty</i>	10,650	21,300
Liberty Maimonides Hospital, <i>Liberty</i>	13,150	26,300
Little Falls Hospital, <i>Little Falls</i>	17,400	34,800
Long Beach Memorial Hospital, <i>Long Beach</i>	10,750	21,500
St. John's Long Island City Hospital, <i>Long Island City</i>	58,250	116,500
Lyons Hospital, <i>Lyons</i>	5,000	10,000
Mahopac Emergency Hospital, <i>Mahopac</i>	5,000	10,000
Alice Hyde Hospital, <i>Malone</i>	20,750	41,500
North Shore Hospital, <i>Manhasset</i>	36,500	73,000
Margaretville Hospital, <i>Margaretville</i>	8,700	17,400
Medina Memorial Hospital, <i>Medina</i>	20,600	20,600
Elizabeth A. Horton Memorial Hospital, <i>Middletown</i>	33,500	67,000
Cardinal Hayes Convalescent Home for Children, <i>Millbrook</i>	13,850	27,700
Nassau Hospital, <i>Mineola</i>	77,450	154,900
Monticello Hospital, <i>Monticello</i>	14,450	28,900
Schuyler Hospital, <i>Montour Falls</i>	10,650	21,300
Northern Westchester Hospital, <i>Mount Kisco</i>	33,450	66,900
Mount Vernon Hospital, <i>Mount Vernon</i>	63,200	126,400
St. Luke's Hospital, <i>Newburgh</i>	47,100	94,200
Long Island Jewish Hospital, <i>New Hyde Park</i>	53,800	107,600
New Rochelle Hospital, <i>New Rochelle</i>	76,200	152,400
Beekman-Downtown Hospital, <i>New York</i>	38,850	77,700
Beth Abraham Home, <i>New York</i>	94,550	189,100
Beth David Hospital, <i>New York</i>	46,900	93,800
Beth Israel Hospital, <i>New York</i>	96,600	193,200
Bronx Eye and Ear Infirmary, <i>New York</i>	7,550	15,100
Bronx Hospital, <i>New York</i>	86,000	172,000
Columbus Hospital, <i>New York</i>	68,100	136,200
Doctors Hospital, <i>New York</i>	71,450	142,900
Frances Schervier Home and Hospital, <i>New York</i>	124,050	248,100
French Hospital, <i>New York</i>	58,100	116,200
Harlem Eye and Ear Hospital, <i>New York</i>	5,000	10,000
Hebrew Convalescent Home, <i>New York</i>	17,450	34,900
Hebrew Home and Hospital for Chronic Sick, <i>New York</i>	57,500	115,000

	1957 Payments	Total Grants
Home and Hospital of the Daughters of Israel, <i>New York</i>	43,650	87,300
Home and Hospital of the Daughters of Jacob, <i>New York</i>	75,900	151,800
Home for Aged and Infirm Hebrews of New York, <i>New York</i>	120,450	240,900
Hospital for Joint Diseases, <i>New York</i>	77,100	154,200
Hospital for Special Surgery, <i>New York</i>	53,300	106,600
Hospital of the Rockefeller Institute for Medical Research, <i>New York</i>	10,250	20,500
Hospital of St. Elizabeth of Hungary, <i>New York</i>	42,450	84,900
House of the Holy Comforter, <i>New York</i>	26,800	53,600
Jewish Memorial Hospital, <i>New York</i>	51,250	102,500
Knickerbocker Hospital, <i>New York</i>	50,600	101,200
Lebanon Hospital, <i>New York</i>	64,500	129,000
Lenox Hill Hospital, <i>New York</i>	115,100	230,200
Manhattan Eye, Ear and Throat Hospital, <i>New York</i>	38,550	77,100
Memorial Center for Cancer and Allied Diseases, <i>New York</i>	85,200	170,400
Midtown Hospital, <i>New York</i>	12,950	25,900
Misericordia Hospital, <i>New York</i>	43,500	87,000
Montefiore Hospital, <i>New York</i>	125,000	250,000
Mother Cabrini Memorial Hospital, <i>New York</i>	34,900	69,800
Mount Morris Park Hospital, <i>New York</i>	11,750	23,500
Mount Sinai Hospital, <i>New York</i>	125,000	250,000
New York Eye and Ear Infirmary, <i>New York</i>	31,900	63,800
New York Foundling Hospital, <i>New York</i>	65,900	131,800
New York Infirmary, <i>New York</i>	14,700	29,400
New York Medical College-Flower and Fifth Avenue Hospitals, <i>New York</i>	86,200	172,400
New York Polyclinic Medical School and Hospital, <i>New York</i>	76,250	152,500
New York University-Bellevue Medical Center, <i>New York</i>	112,000	224,000
Parkway Hospital, <i>New York</i>	8,550	17,100
Presbyterian Hospital in the City of New York, <i>New York</i>	125,000	250,000
Roosevelt Hospital, <i>New York</i>	96,650	193,300
St. Barnabas Hospital for Chronic Diseases, <i>New York</i>	125,000	250,000
St. Clare's Hospital, <i>New York</i>	91,500	183,000
St. Francis Hospital, <i>New York</i>	101,500	203,000
St. Joseph's Hospital for Chest Diseases, <i>New York</i>	84,900	169,800
St. Luke's Hospital, <i>New York</i>	125,000	250,000
St. Rose's Free Home, <i>New York</i>	17,750	35,500
St. Vincent's Hospital of the City of New York, <i>New York</i>	125,000	250,000
Society of the New York Hospital, <i>New York</i>	125,000	250,000
Union Hospital Association of the Bronx, <i>New York</i>	22,400	44,800
Mount St. Mary's Hospital, <i>Niagara Falls</i>	47,600	95,200
Niagara Falls Memorial Hospital, <i>Niagara Falls</i>	77,000	154,000
Bethesda Hospital, <i>North Hornell</i>	12,900	25,800
Phelps Memorial Hospital, <i>North Tarrytown</i>	33,250	66,500
DeGraff Memorial Hospital, <i>North Tonawanda</i>	48,400	48,400
Chenango Memorial Hospital, <i>Norwich</i>	17,650	35,300

	1957 Payments	Total Grants
Nyack Hospital, <i>Nyack</i>	27,350	54,700
South Nassau Communities Hospital, <i>Oceanside</i>	47,400	94,800
A. Barton Hepburn Hospital, <i>Ogdensburg</i>	32,700	65,400
Olean General Hospital, <i>Olean</i>	33,050	66,100
Saint Francis Hospital, <i>Olean</i>	25,500	51,000
Aurelia Osborn Fox Memorial Hospital, <i>Oneonta</i>	23,050	46,100
Oswego Hospital, <i>Oswego</i>	25,100	50,200
Peekskill Hospital, <i>Peekskill</i>	19,250	38,500
Soldiers' and Sailors' Memorial Hospital, <i>Penn Yan</i>	11,750	23,500
Champlain Valley Hospital, <i>Plattsburg</i>	26,900	53,800
United Hospital, <i>Port Chester</i>	56,200	112,400
John T. Mather Memorial Hospital, <i>Port Jefferson</i>	26,400	52,800
St. Charles Hospital, <i>Port Jefferson</i>	28,300	56,600
St. Francis Hospital, <i>Port Jervis</i>	13,400	26,800
Potsdam Hospital, <i>Potsdam</i>	21,650	43,300
Baldwin House, <i>Poughkeepsie</i>	5,000	10,000
St. Francis Hospital, <i>Poughkeepsie</i>	43,700	87,400
Vassar Brothers Hospital, <i>Poughkeepsie</i>	52,750	105,500
Northern Dutchess Health Center, <i>Rhinebeck</i>	13,000	26,000
Central Suffolk Hospital, <i>Riverhead</i>	12,850	25,700
Convalescent Hospital for Children, <i>Rochester</i>	10,250	20,500
Genesee Hospital, <i>Rochester</i>	66,050	132,100
Highland Hospital, <i>Rochester</i>	53,550	107,100
Park Avenue Hospital, <i>Rochester</i>	21,650	43,300
Rochester General Hospital, <i>Rochester</i>	90,650	181,300
St. Mary's Hospital, <i>Rochester</i>	95,850	191,700
Strong Memorial Hospital, <i>Rochester</i>	121,650	243,300
Rockaway Beach Hospital and Dispensary, <i>Rockaway Beach</i>	25,550	51,100
Mercy Hospital, <i>Rockville Centre</i>	56,200	112,400
St. Francis Hospital and Sanatorium for Cardiac Children, <i>Roslyn</i>	54,200	108,400
General Hospital of Saranac Lake, <i>Saranac Lake</i>	9,050	18,100
Will Rogers Hospital, <i>Saranac Lake</i>	12,950	25,900
Saratoga Hospital, <i>Saratoga Springs</i>	21,500	43,000
Eastern New York Orthopedic Hospital-School, <i>Schenectady</i>	15,050	30,100
Ellis Hospital, <i>Schenectady</i>	92,750	185,500
St. Clare's Hospital, <i>Schenectady</i>	48,700	97,400
Myers Community Hospital, <i>Sodus</i>	5,000	10,000
Southampton Hospital, <i>Southampton</i>	20,750	41,500
Bertrand Chaffee Hospital, <i>Springville</i>	6,200	12,400
Bathgate Hospital, <i>Stamford</i>	5,000	10,000
Richmond Memorial Hospital, <i>Staten Island</i>	29,200	58,400
Sailors' Snug Harbor Infirmary, <i>Staten Island</i>	19,250	38,500
Saint Vincent's Hospital, <i>Staten Island</i>	73,500	147,000
Staten Island Hospital, <i>Staten Island</i>	56,650	113,300
Good Samaritan Hospital, <i>Suffern</i>	33,850	67,700



	1957 Payments	Total Grants
Crouse-Irving Hospital, <i>Syracuse</i>	61,350	122,700
General Hospital of Syracuse, <i>Syracuse</i>	39,100	78,200
Good Shepherd Hospital of Syracuse University, <i>Syracuse</i>	47,600	95,200
Onondaga Hospital, <i>Syracuse</i>	11,000	22,000
Peoples Hospital, <i>Syracuse</i>	5,000	10,000
St. Joseph's Hospital, <i>Syracuse</i>	77,000	154,000
St. Mary's Maternity Hospital and Children's Home, <i>Syracuse</i>	9,500	19,000
Syracuse Memorial Hospital, <i>Syracuse</i>	73,850	147,700
Wieting-Johnson Memorial Hospital, <i>Syracuse</i>	(3,513)	3,137
Moses-Ludington Hospital, <i>Ticonderoga</i>	19,100	38,200
Leonard Hospital, <i>Troy</i>	39,550	79,100
Marshall Infirmary, <i>Troy</i>	13,250	26,500
St. Mary's Hospital, <i>Troy</i>	60,050	120,100
Samaritan Hospital, <i>Troy</i>	45,500	91,000
American Legion Mountain Camp, <i>Tupper Lake</i>	15,050	30,100
Mercy General Hospital, <i>Tupper Lake</i>	6,600	13,200
Tuxedo Memorial Hospital, <i>Tuxedo Park</i>	7,400	14,800
Children's Hospital Home, <i>Utica</i>	12,050	24,100
Faxton Hospital, <i>Utica</i>	35,650	71,300
Masonic Soldiers' and Sailors' Memorial Hospital, <i>Utica</i>	45,150	90,300
St. Elizabeth Hospital, <i>Utica</i>	51,750	103,500
St. Luke's Memorial Hospital Center, <i>Utica</i>	51,300	102,600
Blythedale, <i>Valhalla</i>	15,950	31,900
Delaware Valley Hospital, <i>Walton</i>	9,200	18,400
St. Anthony's Hospital, <i>Warwick</i>	10,250	20,500
Waterloo Memorial Hospital, <i>Waterloo</i>	7,950	15,900
House of the Good Samaritan, <i>Watertown</i>	43,750	87,500
Mercy Hospital, <i>Watertown</i>	32,050	64,100
Tioga County General Hospital, <i>Waverly</i>	18,400	36,800
Wayland Hospital, <i>Wayland</i>	5,000	10,000
Westfield Hospital, <i>Westfield</i>	7,800	15,600
Burke Convalescent Home, <i>White Plains</i>	40,350	80,700
St. Agnes Hospital, <i>White Plains</i>	35,400	70,800
White Plains Hospital, <i>White Plains</i>	50,550	101,100
St. Anthony's Hospital, <i>Woodhaven</i>	99,050	198,100
St. John's Riverside Hospital, <i>Yonkers</i>	50,600	101,200
St. Joseph's Hospital, <i>Yonkers</i>	38,900	77,800
Yonkers General Hospital, <i>Yonkers</i>	34,750	69,500
<b>North Carolina</b>		
Roanoke-Chowan Hospital, <i>Ahoskie</i>	19,600	39,200
Stanly County Hospital, <i>Albemarle</i>	24,800	49,600
Randolph Hospital, <i>Asheboro</i>	21,000	42,000
Asheville Orthopedic Hospital, <i>Asheville</i>	10,850	21,700
Aston Park Hospital, <i>Asheville</i>	10,250	20,500

	1957 Payments	Total Grants
Highland Hospital, <i>Asheville</i>	22,600	45,200
Memorial Mission Hospital, <i>Asheville</i>	63,350	126,700
Saint Joseph's Hospital, <i>Asheville</i>	36,650	73,300
Grace Hospital, <i>Banner Elk</i>	15,900	31,800
Valley Clinic and Hospital, <i>Bat Cave</i>	5,000	10,000
Blowing Rock Clinic, <i>Blowing Rock</i>	5,000	10,000
Gardner-Webb College Community Health Center, <i>Boiling Springs</i>	5,450	10,900
Watauga Hospital, <i>Boone</i>	7,950	15,900
Transylvania Community Hospital, <i>Brevard</i>	6,200	12,400
Swain County Hospital, <i>Bryson City</i>	5,000	10,000
Alamance General Hospital, <i>Burlington</i>	12,100	24,200
Yancey Hospital, <i>Burnsville</i>	5,000	10,000
Pisgah Sanitarium and Hospital, <i>Candler</i>	5,000	10,000
Charlotte Memorial Hospital, <i>Charlotte</i>	200,600	200,600
Good Samaritan Hospital, <i>Charlotte</i>	37,750	75,500
Mercy Hospital, <i>Charlotte</i>	74,850	149,700
Presbyterian Hospital, <i>Charlotte</i>	76,150	152,300
Spastics Hospital, <i>Charlotte</i>	8,150	16,300
Sampson County Memorial Hospital, <i>Clinton</i>	18,750	37,500
Garrett Memorial Hospital, <i>Crossnore</i>	5,000	10,000
Betsy Johnson Memorial Hospital, <i>Dunn</i>	14,600	29,200
Duke Hospital, <i>Durham</i>	125,000	250,000
Lincoln Hospital, <i>Durham</i>	21,200	42,400
Watts Hospital, <i>Durham</i>	60,750	121,500
Hugh Chatham Memorial Hospital, <i>Elkin</i>	14,900	29,800
Good Hope Hospital, <i>Erwin</i>	8,450	16,900
Highsmith Hospital, <i>Fayetteville</i>	36,200	72,400
Asheville Agricultural School and Mountain Sanitarium, <i>Fletcher</i>	13,000	26,000
Angel Hospital, <i>Franklin</i>	5,700	11,400
Garrison General Hospital, <i>Gastonia</i>	12,150	24,300
Gaston County Negro Hospital, <i>Gastonia</i>	16,800	16,800
Gaston Memorial Hospital, <i>Gastonia</i>	40,900	81,800
Central Carolina Convalescent Hospital, <i>Greensboro</i>	21,700	43,400
L. Richardson Memorial Hospital, <i>Greensboro</i>	24,900	49,800
Moses H. Cone Memorial Hospital, <i>Greensboro</i>	39,800	79,600
Piedmont Memorial Hospital, <i>Greensboro</i>	10,250	20,500
Wesley Long Hospital, <i>Greensboro</i>	30,050	60,100
Hamlet Hospital, <i>Hamlet</i>	18,200	36,400
Jubilee Hospital, <i>Henderson</i>	8,750	17,500
Maria Parham Hospital, <i>Henderson</i>	15,900	31,800
Hickory Memorial Hospital, <i>Hickory</i>	14,300	28,600
Highlands Community Hospital, <i>Highlands</i>	5,000	10,000
High Point Memorial Hospital, <i>High Point</i>	47,900	95,800
Ashe County Memorial Hospital, <i>Jefferson</i>	8,500	17,000

	1957 Payments	Total Grants
Parrott Hospital, <i>Kinston</i>	14,100	28,200
Scotland County Memorial Hospital, <i>Laurinburg</i>	30,000	60,000
Tri-City Hospital, <i>Leaksville</i>	11,150	22,300
Caldwell Memorial Hospital, <i>Lenoir</i>	15,650	31,300
Lexington Memorial Hospital, <i>Lexington</i>	19,250	38,500
Robeson County Memorial Hospital, <i>Lumberton</i>	42,500	85,000
Marion General Hospital, <i>Marion</i>	14,150	28,300
Lowrance Hospital, <i>Mooreville</i>	22,000	44,000
Grace Hospital, <i>Morganton</i>	23,100	46,200
Providence Hospital, <i>Murphy</i>	5,650	11,300
Good Shepherd Hospital, <i>New Bern</i>	11,450	22,900
Kafer Memorial Hospital, <i>New Bern</i>	8,050	16,100
St. Luke's Hospital, <i>New Bern</i>	13,850	27,700
Catawba Hospital, <i>Newton</i>	16,050	32,100
Granville Hospital, <i>Oxford</i>	10,700	21,400
Shaw Memorial Hospital, <i>Oxford</i>	5,650	11,300
Moore County Hospital, <i>Pinehurst</i>	25,950	51,900
Rex Hospital, <i>Raleigh</i>	90,550	181,100
Saint Agnes Hospital, <i>Raleigh</i>	27,450	54,900
Annie Penn Memorial Hospital, <i>Reidsville</i>	20,850	41,700
Roanoke Rapids Hospital, <i>Roanoke Rapids</i>	24,100	48,200
Richmond County Memorial Hospital, <i>Rockingham</i>	11,850	23,700
Park View Hospital, <i>Rocky Mount</i>	27,950	55,900
Rocky Mount Sanitarium, <i>Rocky Mount</i>	10,550	21,100
Person County Memorial Hospital, <i>Roxboro</i>	10,550	21,100
Rutherford Hospital, <i>Rutherfordton</i>	18,500	37,000
Rowan Memorial Hospital, <i>Salisbury</i>	47,500	95,000
Our Community Hospital, <i>Scotland Neck</i>	5,000	10,000
Sea Level Community Hospital, <i>Sea Level</i>	5,000	10,000
Chatham Hospital, <i>Siler City</i>	10,650	21,300
Saint Josephs of the Pines Hospital, <i>Southern Pines</i>	8,750	17,500
Alleghany County Memorial Hospital, <i>Sparta</i>	5,000	10,000
Davis Hospital, <i>Statesville</i>	34,150	68,300
Iredell Memorial Hospital, <i>Statesville</i>	15,550	31,100
C. J. Harris Community Hospital, <i>Sylva</i>	7,050	14,100
Edgecombe General Hospital, <i>Tarboro</i>	13,150	26,300
Alexander County Hospital, <i>Taylorsville</i>	5,200	10,400
City Memorial Hospital, <i>Thomasville</i>	12,500	25,000
Montgomery Memorial Hospital, <i>Troy</i>	9,850	19,700
St. Luke's Hospital, <i>Tryon</i>	6,200	12,400
Valdese General Hospital, <i>Valdese</i>	15,650	31,300
Tayloe Hospital, <i>Washington</i>	14,050	28,100
Columbus County Hospital, <i>Whiteville</i>	17,300	34,600
Martin General Hospital, <i>Williamston</i>	5,650	11,300
Babies' Hospital, <i>Wilmington</i>	7,550	15,100
James Walker Memorial Hospital, <i>Wilmington</i>	65,750	131,500

	1957 Payments	Total Grants
Carolina General Hospital, <i>Wilson</i>	15,400	30,800
Mercy Hospital of Wilson, <i>Wilson</i>	18,200	18,200
Woodard-Herring Hospital, <i>Wilson</i>	15,300	30,600
North Carolina Baptist Hospitals, <i>Winston-Salem</i>	81,100	162,200
Graylyn Hospital, <i>Winston-Salem</i>	7,250	14,500
<b>North Dakota</b>		
McIntosh County Memorial Hospital, <i>Ashley</i>	5,000	10,000
Bismarck Hospital, <i>Bismarck</i>	40,150	80,300
St. Alexius Hospital, <i>Bismarck</i>	57,300	114,600
St. Andrew's Hospital, <i>Bottineau</i>	14,000	28,000
St. Luke's Tri-State Hospital, <i>Bowman</i>	10,000	10,000
Towner County Memorial Hospital, <i>Cando</i>	5,000	10,000
Carrington Hospital, <i>Carrington</i>	5,000	10,000
Pembina County Memorial Hospital, <i>Cavalier</i>	10,000	10,000
Griggs County Hospital, <i>Cooperstown</i>	11,400	11,400
St. Luke's Hospital, <i>Crosby</i>	5,000	10,000
Mercy Hospital, <i>Devils Lake</i>	19,450	38,900
St. Joseph's Hospital, <i>Dickinson</i>	23,400	46,800
St. Elizabeth's Hospital, <i>Drayton</i>	5,000	10,000
Lorenzen Memorial Hospital, <i>Elgin</i>	5,000	10,000
Dickey County Memorial Hospital, <i>Ellendale</i>	5,550	11,100
Florence Crittenton Home, <i>Fargo</i>	5,000	10,000
St. John's Hospital, <i>Fargo</i>	38,250	76,500
St. Luke's Hospital, <i>Fargo</i>	43,450	86,900
Garrison Memorial Hospital, <i>Garrison</i>	9,550	19,100
Grafton Deaconess Hospital, <i>Grafton</i>	7,200	14,400
St. Joseph's Hospital, <i>Grafton</i>	6,500	13,000
Grand Forks Deaconess Hospital, <i>Grand Forks</i>	31,150	62,300
St. Michael's Hospital, <i>Grand Forks</i>	19,700	39,400
St. Gerard's Community Hospital, <i>Hankinson</i>	5,000	10,000
St. Aloisius Hospital, <i>Harvey</i>	8,400	16,800
Memorial Hospital, <i>Hazen</i>	6,850	13,700
Community Memorial Hospital, <i>Hettinger</i>	11,200	11,200
Jamestown Crippled Children's Hospital School, <i>Jamestown</i>	16,600	33,200
Jamestown Hospital, <i>Jamestown</i>	17,100	34,200
Trinity Hospital, <i>Jamestown</i>	16,800	33,600
Kenmare Deaconess Hospital, <i>Kenmare</i>	5,000	10,000
St. Mary's Hospital, <i>Langdon</i>	5,000	10,000
Community Memorial Hospital, <i>Lisbon</i>	5,000	10,000
Memorial Hospital, <i>Maddock</i>	10,000	10,000
Mandan Community Hospital, <i>Mandan</i>	6,600	13,200
Union Hospital Society, <i>Mayville</i>	5,800	11,600
St. Joseph's Hospital, <i>Minot</i>	28,300	56,600
Trinity Hospital, <i>Minot</i>	42,150	84,300

	1957 Payments	Total Grants
Renville-Bottineau Memorial Hospital, <i>Mohall</i>	5,000	10,000
City Hospital, <i>New Rockford</i>	5,700	11,400
Northwood Deaconess Hospital, <i>Northwood</i>	5,000	10,000
St. Joseph's Hospital, <i>Oakes</i>	5,000	10,000
Richardton Memorial Hospital, <i>Richardton</i>	5,000	10,000
Community Hospital Foundation, <i>Rolette</i>	5,000	10,000
Rolla Community Hospital, <i>Rolla</i>	6,650	13,300
Good Samaritan Hospital, <i>Rugby</i>	14,900	29,800
Stanley Community Hospital, <i>Stanley</i>	10,000	10,000
Turtle Lake Community Hospital, <i>Turtle Lake</i>	10,000	10,000
Mercy Hospital, <i>Valley City</i>	17,950	35,900
Sheyenne Memorial Hospital for Chronically Ill, <i>Valley City</i>	5,000	10,000
McKenzie County Memorial Hospital, <i>Watford City</i>	10,000	10,000
Good Samaritan Hospital, <i>Williston</i>	8,800	17,600
Mercy Hospital, <i>Williston</i>	18,050	36,100
Wishek Community Hospital, <i>Wishek</i>	5,000	10,000
<b>Ohio</b>		
Akron City Hospital, <i>Akron</i>	125,000	250,000
Akron General Hospital, <i>Akron</i>	82,200	164,400
Mary Day Nursery and Children's Hospital, <i>Akron</i>	46,050	92,100
St. Thomas Hospital, <i>Akron</i>	63,650	127,300
Alliance City Hospital, <i>Alliance</i>	30,450	60,900
Samaritan Hospital, <i>Ashland</i>	19,500	39,000
Ashtabula General Hospital, <i>Ashtabula</i>	31,300	62,600
Citizens Hospital, <i>Barberton</i>	40,750	81,500
Barnesville Hospital, <i>Barnesville</i>	6,150	12,300
City Hospital, <i>Bellaire</i>	18,000	36,000
Bellevue Hospital, <i>Bellevue</i>	11,150	22,300
Community Hospital, <i>Berea</i>	40,950	81,900
Bluffton Community Hospital, <i>Bluffton</i>	5,000	10,000
Wood County Hospital, <i>Bowling Green</i>	18,150	36,300
Cameron Hospital, <i>Bryan</i>	8,150	16,300
Aultman Hospital, <i>Canton</i>	93,350	186,700
Mercy Hospital, <i>Canton</i>	84,350	168,700
Gibbons Hospital, <i>Celina</i>	6,300	12,600
Otis Hospital, <i>Celina</i>	5,550	11,100
Chillicothe Hospital, <i>Chillicothe</i>	26,450	52,900
Bethesda Hospital, <i>Cincinnati</i>	81,200	162,400
Catherine Booth Hospital, <i>Cincinnati</i>	5,950	11,900
Children's Convalescent Home, <i>Cincinnati</i>	24,100	48,200
Children's Home, <i>Cincinnati</i>	5,000	10,000
Children's Hospital, <i>Cincinnati</i>	44,850	89,700
Christ Hospital, <i>Cincinnati</i>	106,800	213,600
Deaconess Hospital, <i>Cincinnati</i>	43,650	87,300

	1957 Payments	Total Grants
Good Samaritan Hospital, <i>Cincinnati</i>	<b>125,000</b>	250,000
Jewish Hospital, <i>Cincinnati</i>	<b>109,450</b>	218,900
Our Lady of Mercy Hospital, <i>Cincinnati</i>	<b>22,450</b>	44,900
St. George Hospital, <i>Cincinnati</i>	<b>7,250</b>	14,500
St. Francis Hospital, <i>Cincinnati</i>	<b>79,200</b>	158,400
St. Mary's Hospital, <i>Cincinnati</i>	<b>48,850</b>	97,700
Sheltering Oaks, <i>Cincinnati</i>	<b>5,000</b>	10,000
Benjamin Rose Hospital, <i>Cleveland</i>	<b>9,350</b>	18,700
Booth Memorial Hospital, <i>Cleveland</i>	<b>7,500</b>	15,000
Children's Fresh Air Camp and Hospital, <i>Cleveland</i>	<b>17,450</b>	34,900
Cleveland Clinic Hospital, <i>Cleveland</i>	<b>96,950</b>	193,900
Evangelical Deaconess Hospital, <i>Cleveland</i>	<b>49,700</b>	99,400
Fairview Park Hospital, <i>Cleveland</i>	<b>54,050</b>	108,100
Florence Crittenton Home and Hospital, <i>Cleveland</i>	<b>5,000</b>	10,000
Grace Hospital, <i>Cleveland</i>	<b>18,050</b>	36,100
Huron Road Hospital, <i>Cleveland</i>	<b>83,000</b>	166,000
Ingleside Convalescent Home, <i>Cleveland</i>	—	37,050
Lutheran Hospital, <i>Cleveland</i>	<b>57,950</b>	115,900
Mary B. Talbert Hospital, <i>Cleveland</i>	<b>16,450</b>	32,900
Mount Sinai Hospital, <i>Cleveland</i>	<b>107,200</b>	214,400
Polyclinic Hospital, <i>Cleveland</i>	<b>33,050</b>	66,100
Rose-Mary, Johanna Grasselli Home for Crippled Children, <i>Cleveland</i>	<b>11,450</b>	22,900
St. Alexis Hospital, <i>Cleveland</i>	<b>70,700</b>	141,400
Saint Ann Hospital, <i>Cleveland</i>	<b>26,350</b>	52,700
St. John's Hospital, <i>Cleveland</i>	<b>68,700</b>	137,400
Saint Luke's Hospital, <i>Cleveland</i>	<b>125,000</b>	250,000
St. Vincent Charity Hospital, <i>Cleveland</i>	<b>83,100</b>	166,200
University Hospitals of Cleveland, <i>Cleveland</i>	<b>125,000</b>	250,000
Woman's Hospital, <i>Cleveland</i>	<b>39,500</b>	79,000
Doctors Hospital, <i>Cleveland Heights</i>	<b>48,850</b>	97,700
Our Lady of Mercy Hospital, <i>Coldwater</i>	<b>9,450</b>	18,900
Children's Hospital, <i>Columbus</i>	<b>52,100</b>	104,200
Grant Hospital, <i>Columbus</i>	<b>75,800</b>	151,600
Hawkes Hospital of Mount Carmel, <i>Columbus</i>	<b>109,450</b>	218,900
Mercy Hospital, <i>Columbus</i>	<b>17,950</b>	35,900
St. Ann's Hospital for Women, <i>Columbus</i>	<b>24,450</b>	48,900
St. Anthony Hospital, <i>Columbus</i>	<b>22,900</b>	45,800
White Cross Hospital, <i>Columbus</i>	<b>94,000</b>	188,000
Brown Memorial Hospital, <i>Conneaut</i>	<b>12,850</b>	25,700
Coshocton Memorial Hospital, <i>Coshocton</i>	<b>15,150</b>	30,300
Crestline Emergency Hospital, <i>Crestline</i>	<b>5,800</b>	11,600
Barney Convalescent Hospital, <i>Dayton</i>	<b>7,850</b>	15,700
College Hill Hospital, <i>Dayton</i>	<b>5,400</b>	10,800
Good Samaritan Hospital, <i>Dayton</i>	<b>104,200</b>	208,400
Miami Valley Hospital, <i>Dayton</i>	<b>125,000</b>	250,000

## 1957 Payments

## Total Grants

	1957 Payments	Total Grants
St. Elizabeth Hospital, <i>Dayton</i>	<b>102,650</b>	205,300
Defiance Hospital, <i>Defiance</i>	<b>15,550</b>	31,100
Jane M. Case Hospital, <i>Delaware</i>	<b>15,900</b>	31,800
Twin City Hospital, <i>Dennison</i>	<b>11,450</b>	22,900
Union Hospital, <i>Dover</i>	<b>25,200</b>	50,400
East Liverpool City Hospital, <i>East Liverpool</i>	<b>36,900</b>	73,800
Elyria Memorial Hospital, <i>Elyria</i>	<b>44,150</b>	88,300
Euclid-Glenville Hospital, <i>Euclid</i>	<b>49,850</b>	99,700
Blanchard Valley Hospital, <i>Findlay</i>	<b>26,250</b>	52,500
Memorial Hospital of Sandusky County, <i>Fremont</i>	<b>34,900</b>	69,800
Galion Community Hospital, <i>Galion</i>	<b>14,250</b>	28,500
Holzer Hospital, <i>Gallipolis</i>	<b>34,350</b>	68,700
Marymount Hospital, <i>Garfield Heights</i>	<b>55,900</b>	111,800
Whisler Memorial Hospital, <i>Granville</i>	<b>5,000</b>	10,000
Oak Ridge Sanatorium, <i>Green Springs</i>	<b>24,100</b>	48,200
Wayne Hospital, <i>Greenville</i>	<b>17,400</b>	34,800
Eugene H. Hughes Memorial Hospital, <i>Hamilton</i>	<b>16,550</b>	33,100
Fort Hamilton Hospital, <i>Hamilton</i>	<b>35,550</b>	71,100
Mercy Hospital, <i>Hamilton</i>	<b>84,250</b>	168,500
Highlands Community Hospital, <i>Hillsboro</i>	<b>9,450</b>	18,900
Hardin Memorial Hospital, <i>Kenton</i>	<b>12,200</b>	24,400
San Antonio Hospital, <i>Kenton</i>	<b>15,600</b>	31,200
Lima Memorial Hospital, <i>Lima</i>	<b>65,200</b>	130,400
St. Rita's Hospital, <i>Lima</i>	<b>78,200</b>	156,400
Lodi Community Hospital, <i>Lodi</i>	<b>8,450</b>	16,900
Hocking Valley Hospital, <i>Logan</i>	<b>6,600</b>	13,200
St. Joseph Hospital, <i>Lorain</i>	<b>60,350</b>	120,700
Magnetic Springs Foundation Hospital, <i>Magnetic Springs</i>	<b>5,000</b>	10,000
Mansfield General Hospital, <i>Mansfield</i>	<b>67,100</b>	134,200
People's Hospital, <i>Mansfield</i>	<b>12,650</b>	25,300
Marietta Memorial Hospital, <i>Marietta</i>	<b>28,200</b>	56,400
Martins Ferry Hospital, <i>Martins Ferry</i>	<b>43,550</b>	87,100
Massillon City Hospital, <i>Massillon</i>	<b>41,350</b>	82,700
Medina Community Hospital, <i>Medina</i>	<b>15,600</b>	31,200
Middletown Hospital, <i>Middletown</i>	<b>46,200</b>	92,400
Memorial Hospital, <i>Mount Vernon</i>	<b>12,350</b>	24,700
Mercy Hospital, <i>Mount Vernon</i>	<b>22,000</b>	44,000
Mount St. Mary Hospital, <i>Nelsonville</i>	<b>16,650</b>	33,300
Newark Hospital, <i>Newark</i>	<b>36,800</b>	73,600
Shadyside Hospital, <i>North Canton</i>	<b>5,000</b>	10,000
Norwalk City Hospital, <i>Norwalk</i>	<b>10,650</b>	21,300
Oak Hill Hospital, <i>Oak Hill</i>	<b>5,000</b>	10,000
Allen Memorial Hospital, <i>Oberlin</i>	<b>10,650</b>	21,300
Dunlap Memorial Hospital, <i>Orrville</i>	<b>8,750</b>	17,500
Piqua Memorial Hospital, <i>Piqua</i>	<b>24,750</b>	49,500
H. B. Magruder Memorial Hospital, <i>Port Clinton</i>	<b>13,600</b>	27,200

Mercy Hospital, <i>Portsmouth</i>	<b>34,300</b>	68,600
Nightingale Cottage, <i>Reynoldsburg</i>	<b>8,150</b>	16,300
Central Clinic and Hospital, <i>Salem</i>	<b>15,800</b>	31,600
Salem City Hospital, <i>Salem</i>	<b>26,450</b>	52,900
Good Samaritan Hospital, <i>Sandusky</i>	<b>25,000</b>	50,000
Providence Hospital, <i>Sandusky</i>	<b>21,450</b>	42,900
Shelby Hospital, <i>Shelby</i>	<b>12,400</b>	24,800
Wilson Memorial Hospital, <i>Sidney</i>	<b>14,500</b>	29,000
Mercy Hospital, <i>Springfield</i>	<b>70,050</b>	140,100
Gill Memorial Hospital, <i>Steubenville</i>	<b>18,900</b>	37,800
Ohio Valley Hospital, <i>Steubenville</i>	<b>57,950</b>	115,900
Mercy Hospital, <i>Tiffin</i>	<b>26,800</b>	53,600
Flower Hospital, <i>Toledo</i>	<b>50,800</b>	101,600
Mercy Hospital, <i>Toledo</i>	<b>84,550</b>	169,100
Riverside Hospital, <i>Toledo</i>	<b>44,250</b>	88,500
St. Charles Hospital, <i>Toledo</i>	<b>38,800</b>	77,600
St. Luke's Hospital, <i>Toledo</i>	<b>27,350</b>	54,700
St. Vincent's Hospital, <i>Toledo</i>	<b>124,200</b>	248,400
Toledo Hospital, <i>Toledo</i>	<b>86,500</b>	173,000
Toledo Society for Crippled Children, <i>Toledo</i>	<b>10,250</b>	20,500
Dettmer Hospital, <i>Troy</i>	<b>10,800</b>	10,800
Stouder Memorial Hospital, <i>Troy</i>	<b>26,900</b>	53,800
Mercy Memorial Hospital, <i>Urbana</i>	<b>7,750</b>	15,500
Van Wert County Hospital, <i>Van Wert</i>	<b>12,650</b>	25,300
St. Joseph Riverside Hospital, <i>Warren</i>	<b>34,400</b>	68,800
Trumbull Memorial Hospital, <i>Warren</i>	<b>63,200</b>	126,400
De Ette Harrison Detwiler Memorial Hospital, <i>Wauseon</i>	<b>13,450</b>	26,900
Hygeia Hall, <i>Wooster</i>	<b>5,000</b>	10,000
St. Elizabeth Hospital, <i>Youngstown</i>	<b>95,000</b>	190,000
Youngstown Hospital, <i>Youngstown</i>	<b>125,000</b>	250,000
Bethesda Hospital, <i>Zanesville</i>	<b>41,550</b>	83,100
Good Samaritan Hospital, <i>Zanesville</i>	<b>45,200</b>	90,400

**Oklahoma**

Valley View Hospital, <i>Ada</i>	<b>24,450</b>	48,900
Ardmore Sanitarium and Hospital, <i>Ardmore</i>	<b>10,100</b>	20,200
Memorial Hospital of Southern Oklahoma, <i>Ardmore</i>	<b>14,300</b>	28,600
Jane G. Phillips Memorial Hospital, <i>Bartlesville</i>	<b>14,100</b>	28,200
Children's Convalescent Hospital, <i>Bethany</i>	<b>13,250</b>	26,500
Blackwell General Hospital, <i>Blackwell</i>	<b>10,450</b>	20,900
Bristow Memorial Hospital, <i>Bristow</i>	<b>7,100</b>	14,200
Masonic Hospital, <i>Cherokee</i>	<b>5,800</b>	11,600
Mary Hurley Hospital, <i>Coalgate</i>	<b>5,000</b>	10,000
Cushing Municipal Hospital, <i>Cushing</i>	<b>15,100</b>	30,200
Enid General Hospital, <i>Enid</i>	<b>25,800</b>	51,600



	1957 Payments	Total Grants
St. Mary's Hospital, <i>Enid</i>	42,350	84,700
Katherine E. Price Benedictine Heights Hospital, <i>Guthrie</i>	13,350	26,700
St. Francis Hospital, <i>Holdenville</i>	7,400	14,800
Community Hospital, <i>Kingfisher</i>	5,000	10,000
Southwest Baptist Hospital, <i>Mangum</i>	6,650	13,300
McAlester General Hospital, <i>McAlester</i>	14,400	28,800
St. Mary's Hospital, <i>McAlester</i>	16,450	32,900
Miami Baptist Hospital, <i>Miami</i>	11,200	22,400
Northwest Community Hospital, <i>Mooreland</i>	5,000	10,000
Oklahoma Baptist Hospital, <i>Muskogee</i>	18,800	37,600
Nowata General Hospital, <i>Nowata</i>	7,150	14,300
Okarche Memorial Hospital, <i>Okarche</i>	5,000	10,000
Coyne Campbell Sanitarium, <i>Oklahoma City</i>	15,350	30,700
Deaconess Hospital, <i>Oklahoma City</i>	5,150	10,300
Mercy Hospital-Oklahoma City General, <i>Oklahoma City</i>	44,650	89,300
Oklahoma Medical Research Foundation and Hospital, <i>Oklahoma City</i>	5,000	10,000
St. Anthony Hospital, <i>Oklahoma City</i>	112,050	224,100
N. H. Lindsey Memorial Hospital, <i>Pauls Valley</i>	6,600	13,200
Perry Memorial Hospital, <i>Perry</i>	5,000	10,000
Ponca City Hospital, <i>Ponca City</i>	24,850	49,700
Prague Clinic and Hospital, <i>Prague</i>	5,000	10,000
Grand Valley Hospital, <i>Pryor</i>	7,000	14,000
Newman Memorial Hospital, <i>Shattuck</i>	8,400	16,800
Stillwater Municipal Hospital, <i>Stillwater</i>	16,200	32,400
Children's Medical Center, <i>Tulsa</i>	12,050	24,100
Hillcrest Medical Center, <i>Tulsa</i>	98,100	196,200
Moton Memorial Hospital, <i>Tulsa</i>	7,550	15,100
St. John's Hospital, <i>Tulsa</i>	125,000	250,000
Salvation Army Home and Hospital, <i>Tulsa</i>	5,000	10,000
Memorial Hospital Foundation, <i>Woodward</i>	7,100	14,200
<b>Oregon</b>		
Albany General Hospital, <i>Albany</i>	11,050	22,100
Columbia Hospital, <i>Astoria</i>	11,700	23,400
St. Mary's Hospital, <i>Astoria</i>	9,500	19,000
St. Elizabeth Hospital, <i>Baker</i>	11,400	22,800
St. Charles Memorial Hospital, <i>Bend</i>	15,350	30,700
McAuley Hospital, <i>Coos Bay</i>	9,700	19,400
Good Samaritan Hospital, <i>Corvallis</i>	14,100	28,200
Cottage Grove Hospital, <i>Cottage Grove</i>	9,300	18,600
Sacred Heart General Hospital, <i>Eugene</i>	67,250	134,500
Good Shepherd Hospital, <i>Hermiston</i>	5,950	11,900
Tuality Community Hospital, <i>Hillsboro</i>	16,300	32,600
Hood River Hospital, <i>Hood River</i>	8,050	16,100

Grande Ronde Hospital, <i>La Grande</i>	<b>8,250</b>	16,500
St. Joseph Hospital, <i>La Grande</i>	<b>11,150</b>	22,300
Rogue Valley Memorial Hospital, <i>Medford</i>	<b>13,150</b>	26,300
Sacred Heart Hospital, <i>Medford</i>	<b>17,100</b>	34,200
Pacific Communities Hospital, <i>Newport</i>	<b>5,000</b>	10,000
Keizer Memorial Hospital, <i>North Bend</i>	<b>16,850</b>	33,700
Malheur Memorial Hospital, <i>Nyssa</i>	<b>5,400</b>	10,800
Holy Rosary Hospital, <i>Ontario</i>	<b>13,950</b>	27,900
Hutchinson General Hospital, <i>Oregon City</i>	<b>6,700</b>	13,400
St. Anthony's Hospital, <i>Pendleton</i>	<b>27,050</b>	54,100
Emanuel Hospital, <i>Portland</i>	<b>108,100</b>	216,200
Fairlawn Hospital, <i>Portland</i>	<b>12,650</b>	25,300
Good Samaritan Hospital, <i>Portland</i>	<b>105,150</b>	210,300
Holladay Park Hospital, <i>Portland</i>	<b>21,850</b>	43,700
Juvenile Hospital for Girls-Louise Home, <i>Portland</i>	<b>13,550</b>	27,100
Physician's and Surgeon's Hospital, <i>Portland</i>	<b>32,800</b>	65,600
Portland Sanitarium and Hospital, <i>Portland</i>	<b>51,700</b>	103,400
Providence Hospital, <i>Portland</i>	<b>70,750</b>	141,500
St. Vincent's Hospital, <i>Portland</i>	<b>97,550</b>	195,100
Shriners Hospitals for Crippled Children, <i>Portland</i>	<b>18,050</b>	36,100
White Shield Hospital, <i>Portland</i>	<b>5,000</b>	10,000
Pioneer Memorial Hospital, <i>Prineville</i>	<b>7,000</b>	14,000
Douglas Community Hospital, <i>Roseburg</i>	<b>16,600</b>	33,200
Mercy Hospital, <i>Roseburg</i>	<b>12,250</b>	24,500
Salem General Hospital, <i>Salem</i>	<b>25,100</b>	50,200
Salem Memorial Hospital, <i>Salem</i>	<b>27,800</b>	55,600
Silverton Hospital, <i>Silverton</i>	<b>7,750</b>	15,500
McKenzie-Willamette Memorial Hospital, <i>Springfield</i>	<b>7,450</b>	14,900
Santiam Memorial Hospital, <i>Stayton</i>	<b>5,000</b>	10,000
The Dalles General Hospital, <i>The Dalles</i>	<b>14,850</b>	29,700
Harvey E. Rinehart Memorial Hospital, <i>Wheeler</i>	<b>10,000</b>	10,000

**Pennsylvania**

Abington Memorial Hospital, <i>Abington</i>	<b>77,950</b>	155,900
Allentown Hospital, <i>Allentown</i>	<b>125,000</b>	250,000
Sacred Heart Hospital, <i>Allentown</i>	<b>106,600</b>	213,200
Altoona Hospital, <i>Altoona</i>	<b>76,700</b>	153,400
Mercy Hospital, <i>Altoona</i>	<b>42,250</b>	84,500
Providence Hospital, <i>Beaver Falls</i>	<b>30,400</b>	60,800
Centre County Hospital, <i>Bellefonte</i>	<b>24,850</b>	49,700
Berwick Hospital, <i>Berwick</i>	<b>16,250</b>	32,500
Saint Luke's Hospital, <i>Bethlehem</i>	<b>102,300</b>	204,600
Bloomsburg Hospital, <i>Bloomsburg</i>	<b>24,700</b>	49,400
Braddock General Hospital, <i>Braddock</i>	<b>41,000</b>	82,000
Bradford Hospital, <i>Bradford</i>	<b>37,750</b>	75,500

	1957 Payments	Total Grants
Lower Bucks County Hospital, <i>Bristol</i>	41,350	82,700
Brookville Hospital, <i>Brookville</i>	21,650	43,300
Broomall Convalescent Hospital, <i>Broomall</i>	6,300	12,600
Brownsville General Hospital, <i>Brownsville</i>	26,550	53,100
Bryn Mawr Hospital, <i>Bryn Mawr</i>	91,500	183,000
Bryn Mawr College Infirmary, <i>Bryn Mawr</i>	5,000	10,000
Butler County Memorial Hospital, <i>Butler</i>	52,050	104,100
San Rosario Medical and Surgical Convalescent Hospital, <i>Cambridge Springs</i>	5,700	11,400
Canonsburg General Hospital, <i>Canonsburg</i>	21,800	43,600
Carbondale General Hospital, <i>Carbondale</i>	11,000	22,000
St. Joseph's Hospital, <i>Carbondale</i>	22,300	44,600
Carlisle Hospital, <i>Carlisle</i>	36,450	72,900
Chambersburg Hospital, <i>Chambersburg</i>	41,650	83,300
Chester Hospital, <i>Chester</i>	68,550	137,100
J. Lewis Crozer Home for Incurables and Homeopathic Hospital, <i>Chester</i>	41,550	83,100
Sacred Heart Hospital, <i>Chester</i>	7,550	15,100
Clearfield Hospital, <i>Clearfield</i>	35,100	70,200
Clement Atkinson Memorial Hospital, <i>Coatesville</i>	5,000	10,000
Coatesville Hospital, <i>Coatesville</i>	31,400	62,800
Columbia Hospital, <i>Columbia</i>	13,000	26,000
Corry Memorial Hospital, <i>Corry</i>	12,950	25,900
Potter County Memorial Hospital, <i>Coudersport</i>	10,600	21,200
George F. Geisinger Memorial Hospital, <i>Danville</i>	67,200	134,400
Thomas M. Fitzgerald-Mercy Hospital, <i>Darby</i>	78,350	156,700
Devereux Schools (operated by the Devereux Foundation), <i>Devon</i>	125,000	250,000
Doylestown Emergency Hospital, <i>Doylestown</i>	14,850	29,700
Delaware County Hospital, <i>Drexel Hill</i>	32,750	65,500
DuBois Hospital, <i>DuBois</i>	21,050	42,100
Maple Avenue Hospital, <i>DuBois</i>	21,750	43,500
Eagleville Sanatorium for Consumptives, <i>Eagleville</i>	56,900	113,800
Easton Hospital, <i>Easton</i>	58,700	117,400
General Hospital of Monroe County, <i>East Stroudsburg</i>	29,950	59,900
Philadelphia Freemasons Memorial Hospital, <i>Elizabethtown</i>	60,250	120,500
Ellwood City Hospital, <i>Ellwood City</i>	24,550	49,100
Elwyn Training School, <i>Elwyn</i>	125,000	250,000
Ephrata Community Hospital, <i>Ephrata</i>	15,300	30,600
Erie Infants Home and Hospital, <i>Erie</i>	11,450	22,900
Hamot Hospital, <i>Erie</i>	85,750	171,500
St. Vincent's Hospital, <i>Erie</i>	82,550	165,100
Zem Zem Hospital for Crippled Children, <i>Erie</i>	10,850	21,700
Memorial Hospital of Bedford County, <i>Everett</i>	13,900	27,800
Franklin Hospital, <i>Franklin</i>	21,100	42,200
Annie M. Warner Hospital, <i>Gettysburg</i>	20,500	41,000

	1957 Payments	Total Grants
Westmoreland Hospital, <i>Greensburg</i>	<b>66,750</b>	133,500
Greenville Hospital, <i>Greenville</i>	<b>23,100</b>	46,200
Grove City Hospital, <i>Grove City</i>	<b>14,600</b>	29,200
Hanover General Hospital, <i>Hanover</i>	<b>23,950</b>	47,900
Harrisburg Hospital, <i>Harrisburg</i>	<b>125,000</b>	250,000
Harrisburg Polyclinic Hospital, <i>Harrisburg</i>	<b>98,350</b>	196,700
Saint Joseph Hospital, <i>Hazleton</i>	<b>36,400</b>	72,800
Homestead Hospital, <i>Homestead</i>	<b>39,550</b>	79,100
Wayne County Memorial Hospital, <i>Honesdale</i>	<b>11,800</b>	23,600
J. C. Blair Memorial Hospital, <i>Huntingdon</i>	<b>34,100</b>	68,200
Indiana Hospital, <i>Indiana</i>	<b>39,350</b>	78,700
Jersey Shore Hospital, <i>Jersey Shore</i>	<b>10,200</b>	20,400
Conemaugh Valley Memorial Hospital, <i>Johnstown</i>	<b>110,450</b>	220,900
Lee Hospital, <i>Johnstown</i>	<b>39,950</b>	79,900
Mercy Hospital, <i>Johnstown</i>	<b>53,200</b>	106,400
Community Hospital, <i>Kane</i>	<b>12,350</b>	24,700
Kane Summit Hospital, <i>Kane</i>	<b>5,350</b>	10,700
Nesbitt Memorial Hospital, <i>Kingston</i>	<b>48,350</b>	96,700
Armstrong County Memorial Hospital, <i>Kittanning</i>	<b>28,100</b>	56,200
Children's Heart Haven, <i>Lancaster</i>	<b>6,300</b>	12,600
Lancaster Cleft Palate Clinic, <i>Lancaster</i>	<b>5,000</b>	10,000
Lancaster General Hospital, <i>Lancaster</i>	<b>102,000</b>	204,000
Rossmere Sanatorium, <i>Lancaster</i>	<b>14,750</b>	29,500
St. Joseph's Hospital, <i>Lancaster</i>	<b>57,500</b>	115,000
North Penn Hospital, <i>Lansdale</i>	<b>8,450</b>	16,900
Latrobe Hospital, <i>Latrobe</i>	<b>50,050</b>	100,100
Good Samaritan Hospital, <i>Lebanon</i>	<b>34,300</b>	68,600
Gnaden Huetten Memorial Hospital, <i>Lehighton</i>	<b>16,200</b>	32,400
Evangelical Community Hospital, <i>Lewisburg</i>	<b>19,750</b>	39,500
F. W. Black Community Hospital, <i>Lewistown</i>	<b>14,600</b>	29,200
Lewistown Hospital, <i>Lewistown</i>	<b>48,850</b>	97,700
Lock Haven Hospital, <i>Lock Haven</i>	<b>24,400</b>	48,800
Fulton County Medical Center, <i>McConnellsburg</i>	<b>5,250</b>	10,500
McKeesport Hospital, <i>McKeesport</i>	<b>125,000</b>	250,000
Ohio Valley General Hospital, <i>McKees Rocks</i>	<b>31,350</b>	62,700
Meadville City Hospital, <i>Meadville</i>	<b>36,150</b>	72,300
Spencer Hospital, <i>Meadville</i>	<b>25,500</b>	51,000
Seidle Memorial Hospital, <i>Mechanicsburg</i>	<b>9,400</b>	18,800
Tyler Memorial Hospital, <i>Meshoppen</i>	<b>7,150</b>	14,300
Meyersdale Community Hospital, <i>Meyersdale</i>	<b>8,100</b>	16,200
Memorial Hospital, <i>Monongahela</i>	<b>24,600</b>	49,200
Henry Clay Frick Memorial Hospital, <i>Mount Pleasant</i>	<b>21,050</b>	42,100
Muncy Valley Hospital, <i>Muncy</i>	<b>11,900</b>	23,800
Beaver Valley General Hospital, <i>New Brighton</i>	<b>22,000</b>	44,000
Jameson Memorial Hospital, <i>New Castle</i>	<b>57,000</b>	114,000
New Castle Hospital, <i>New Castle</i>	<b>30,800</b>	61,600

	1957 Payments	Total Grants
Citizens' General Hospital, <i>New Kensington</i>	55,700	111,400
Montgomery Hospital, <i>Norristown</i>	50,750	101,500
Sacred Heart Hospital, <i>Norristown</i>	33,600	67,200
Charleroi-Monessen Hospital, <i>North Charleroi</i>	49,800	99,600
St. Barnabas House by the Lake, <i>North East</i>	10,550	21,100
Oil City Hospital, <i>Oil City</i>	42,050	84,100
Palmerton Hospital, <i>Palmerton</i>	17,200	34,400
Mid-Valley Hospital, <i>Peckville</i>	12,500	25,000
All Saints' Hospital, <i>Philadelphia</i>	27,400	54,800
American Hospital for Diseases of the Stomach, <i>Philadelphia</i>	5,000	10,000
American Oncologic Hospital, <i>Philadelphia</i>	9,650	19,300
Chestnut Hill Hospital, <i>Philadelphia</i>	37,100	74,200
Children's Heart Hospital, <i>Philadelphia</i>	18,050	36,100
Children's Hospital of Philadelphia, <i>Philadelphia</i>	34,050	68,100
Columbus Hospital, <i>Philadelphia</i>	7,100	14,200
Community Hospital, <i>Philadelphia</i>	10,100	20,200
Florence Crittenton Home, <i>Philadelphia</i>	5,000	10,000
Doctors Hospital, <i>Philadelphia</i>	35,100	70,200
Albert Einstein Medical Center, <i>Philadelphia</i>	125,000	250,000
Episcopal Hospital, <i>Philadelphia</i>	102,300	204,600
Frankford Hospital, <i>Philadelphia</i>	44,950	89,900
Friends Hospital, <i>Philadelphia</i>	50,000	100,000
Germantown Dispensary and Hospital, <i>Philadelphia</i>	81,500	163,000
Graduate Hospital of the University of Pennsylvania, <i>Philadelphia</i>	160,200	160,200
Hahnemann Medical College and Hospital, <i>Philadelphia</i>	125,000	250,000
Home for the Jewish Aged, <i>Philadelphia</i>	64,900	129,800
Hospital of the University of Pennsylvania, <i>Philadelphia</i>	250,000	250,000
Hospital of the Woman's Medical College of Pennsylvania, <i>Philadelphia</i>	47,550	95,100
Jeanes Hospital, <i>Philadelphia</i>	21,400	42,800
Jefferson Medical College Hospital, <i>Philadelphia</i>	125,000	250,000
Kensington Hospital, <i>Philadelphia</i>	23,000	46,000
Lankenau Hospital, <i>Philadelphia</i>	66,350	132,700
Memorial Hospital, <i>Philadelphia</i>	36,150	72,300
Mercy-Douglass Hospital, <i>Philadelphia</i>	18,650	37,300
Methodist Episcopal Hospital, <i>Philadelphia</i>	52,300	104,600
Misericordia Hospital, <i>Philadelphia</i>	82,600	165,200
Mount St. Joseph Infirmary, <i>Philadelphia</i>	5,000	10,000
Nazareth Hospital, <i>Philadelphia</i>	66,200	132,400
Northeastern Hospital, <i>Philadelphia</i>	25,700	51,400
Norwood Rehabilitation Center, <i>Philadelphia</i>	7,850	15,700
Pennsylvania Hospital, <i>Philadelphia</i>	214,200	214,200
Pennsylvania Hospital, The Institute of, and Department for Mental and Nervous Diseases, <i>Philadelphia</i>	151,800	151,800
Philadelphia Home for Incurables, <i>Philadelphia</i>	63,550	127,100

	1957 Payments	Total Grants
Philadelphia Psychiatric Hospital, <i>Philadelphia</i>	21,100	42,200
Presbyterian Hospital, <i>Philadelphia</i>	72,100	144,200
Preston Maternity Hospital, <i>Philadelphia</i>	5,000	10,000
Rush Hospital, <i>Philadelphia</i>	32,800	65,600
St. Agnes Hospital, <i>Philadelphia</i>	76,700	153,400
St. Christopher's Hospital for Children, <i>Philadelphia</i>	23,500	47,000
St. Joseph's Hospital, <i>Philadelphia</i>	51,050	102,100
St. Luke's and Children's Medical Center, <i>Philadelphia</i>	54,400	108,800
St. Mary's Hospital, <i>Philadelphia</i>	61,750	123,500
St. Vincent's Hospital for Women and Children, <i>Philadelphia</i>	10,550	21,100
Shriners Hospitals for Crippled Children, <i>Philadelphia</i>	27,100	54,200
Skin and Cancer Hospital, <i>Philadelphia</i>	5,700	11,400
Stetson Hospital, <i>Philadelphia</i>	15,900	31,800
Temple University Hospital, <i>Philadelphia</i>	125,000	250,000
Wills Eye Hospital, <i>Philadelphia</i>	42,750	85,500
Woman's Hospital, <i>Philadelphia</i>	35,200	70,400
Phoenixville Hospital, <i>Phoenixville</i>	23,050	46,100
Allegheny General Hospital, <i>Pittsburgh</i>	125,000	250,000
Belvedere General Hospital, <i>Pittsburgh</i>	5,000	10,000
Booth Memorial Hospital, <i>Pittsburgh</i>	5,000	10,000
Children's Hospital, <i>Pittsburgh</i>	55,700	111,400
Columbia Hospital, <i>Pittsburgh</i>	55,850	111,700
Elizabeth Steel Magee Hospital, <i>Pittsburgh</i>	107,900	215,800
Eye and Ear Hospital, <i>Pittsburgh</i>	29,200	58,400
Harmarville Convalescent and Rehabilitation Center, <i>Pittsburgh</i>	10,550	21,100
Industrial Home for Crippled Children, <i>Pittsburgh</i>	28,900	57,800
Mercy Hospital, <i>Pittsburgh</i>	125,000	250,000
Montefiore Hospital, <i>Pittsburgh</i>	82,400	164,800
Passavant Hospital, <i>Pittsburgh</i>	24,800	49,600
Pittsburgh Hospital, <i>Pittsburgh</i>	66,950	133,900
Presbyterian Hospital, <i>Pittsburgh</i>	64,450	128,900
Roselia Foundling Asylum and Maternity Hospital, <i>Pittsburgh</i>	40,150	80,300
St. Clair Memorial Hospital, <i>Pittsburgh</i>	25,250	50,500
St. Francis General Hospital and Rehabilitation Institute, <i>Pittsburgh</i>	125,000	250,000
St. John's General Hospital, <i>Pittsburgh</i>	53,950	107,900
St. Joseph's Hospital and Dispensary, <i>Pittsburgh</i>	44,750	89,500
St. Margaret Memorial Hospital, <i>Pittsburgh</i>	32,350	64,700
Shadyside Hospital, <i>Pittsburgh</i>	82,650	165,300
South Side Hospital, <i>Pittsburgh</i>	80,550	161,100
Suburban General Hospital, <i>Pittsburgh</i>	48,300	96,600
University of Pittsburgh, Western Psychiatric Institute and Clinic, <i>Pittsburgh</i>	33,450	66,900
D. T. Watson Home for Crippled Children, <i>Pittsburgh</i>	29,800	59,600
Western Pennsylvania Hospital, <i>Pittsburgh</i>	125,000	250,000
Woman's Hospital, <i>Pittsburgh</i>	31,000	62,000

	1957 Payments	Total Grants
Pittston Hospital, <i>Pittston</i>	26,050	52,100
Port Allegany Community Hospital, <i>Port Allegany</i>	5,000	10,000
Hill School Infirmary, <i>Pottstown</i>	5,000	10,000
Memorial Hospital of Pottstown, <i>Pottstown</i>	20,800	41,600
Pottstown Hospital, <i>Pottstown</i>	25,850	51,700
A. C. Milliken Hospital, <i>Pottsville</i>	40,250	80,500
Pottsville Hospital, <i>Pottsville</i>	55,650	111,300
Lemos B. Warne Hospital and Clinic, <i>Pottsville</i>	9,050	18,100
Adrian Hospital, <i>Punxsutawney</i>	21,400	42,800
Quakertown Hospital, <i>Quakertown</i>	12,900	25,800
Community General Hospital, <i>Reading</i>	41,950	83,900
Saint Joseph's Hospital, <i>Reading</i>	57,600	115,200
Renovo Hospital, <i>Renovo</i>	5,800	11,600
Elk County General Hospital, <i>Ridgway</i>	17,650	35,300
Taylor Hospital, <i>Ridley Park</i>	24,000	48,000
Nason Hospital, <i>Roaring Spring</i>	17,550	35,100
Passavant Memorial Homes, <i>Rochester</i>	36,750	73,500
Rochester General Hospital, <i>Rochester</i>	52,550	105,100
Andrew Kaul Memorial Hospital, <i>St. Marys</i>	20,350	40,700
Robert Packer Hospital, <i>Sayre</i>	77,850	155,700
Hahnemann Hospital, <i>Scranton</i>	41,700	83,400
Mercy Hospital, <i>Scranton</i>	27,150	54,300
Moses Taylor Hospital, <i>Scranton</i>	23,800	47,600
St. Joseph's Children's and Maternity Hospital, <i>Scranton</i>	53,400	106,800
St. Mary's Hospital (Keller Memorial), <i>Scranton</i>	13,350	26,700
West Side Hospital, <i>Scranton</i>	16,450	32,900
Grand View Hospital, <i>Sellersville</i>	21,550	43,100
Sewickley Valley Hospital, <i>Sewickley</i>	52,250	104,500
Sharon General Hospital, <i>Sharon</i>	71,100	142,200
Somerset Community Hospital, <i>Somerset</i>	25,150	50,300
Miners' Hospital of Northern Cambria, <i>Spangler</i>	36,100	72,200
Sunbury Community Hospital, <i>Sunbury</i>	31,000	62,000
Simon H. Barnes Memorial Hospital, <i>Susquehanna</i>	5,000	10,000
Allegheny Valley Hospital, <i>Tarentum</i>	58,150	116,300
Taylor Hospital, <i>Taylor</i>	11,250	22,500
Titusville Hospital, <i>Titusville</i>	18,700	37,400
Memorial Hospital (Community Hospital), <i>Towanda</i>	5,350	10,700
Tyrone Hospital, <i>Tyrone</i>	8,450	16,900
Henry L. Stem Memorial Hospital, <i>Union City</i>	6,900	13,800
Uniontown Hospital, <i>Uniontown</i>	73,500	147,000
Warren General Hospital, <i>Warren</i>	27,200	54,400
Washington Hospital, <i>Washington</i>	62,100	124,200
Wawa Chest Hospital, <i>Wawa</i>	7,550	15,100
Waynesboro Hospital, <i>Waynesboro</i>	17,650	35,300
Greene County Memorial Hospital, <i>Waynesburg</i>	40,350	80,700
Soldiers and Sailors Memorial Hospital, <i>Wellsboro</i>	19,550	39,100

	1957 Payments	Total Grants
Chester County Hospital, <i>West Chester</i>	39,500	79,000
Darlington Sanitarium, <i>West Chester</i>	9,650	19,300
Memorial Hospital of Chester County, <i>West Chester</i>	17,950	35,900
Oakbourne Colony Hospital, <i>West Chester</i>	18,050	36,100
Reading Hospital, <i>West Reading</i>	124,700	249,400
Mercy Hospital, <i>Wilkes-Barre</i>	50,600	101,200
Wilkes-Barre General Hospital, <i>Wilkes-Barre</i>	84,400	168,800
Wyoming Valley Homeopathic Hospital, <i>Wilkes-Barre</i>	19,700	39,400
Divine Providence Hospital, <i>Williamsport</i>	39,750	79,500
Williamsport Hospital, <i>Williamsport</i>	75,000	150,000
Willow Crest for Convalescents, <i>Willow Grove</i>	15,050	30,100
Windber Hospital, <i>Windber</i>	29,150	58,300
York Hospital, <i>York</i>	83,000	166,000
<b>Rhode Island</b>		
Notre Dame Hospital, <i>Central Falls</i>	13,850	27,700
Newport Hospital, <i>Newport</i>	43,150	86,300
Our Lady of Fatima Hospital, <i>North Providence</i>	10,550	21,100
Memorial Hospital, <i>Pawtucket</i>	56,900	113,800
Butler Hospital, <i>Providence</i>	78,300	78,300
Miriam Hospital, <i>Providence</i>	33,900	67,800
Providence Lying-in Hospital, <i>Providence</i>	55,000	110,000
Rhode Island Hospital, <i>Providence</i>	125,000	250,000
Roger Williams General Hospital, <i>Providence</i>	52,350	104,700
St. Elizabeth Home, <i>Providence</i>	21,700	43,400
Saint Joseph's Hospital, <i>Providence</i>	69,250	138,500
Emma Pendleton Bradley Home, <i>Riverside</i>	14,450	28,900
South County Hospital, <i>Wakefield</i>	12,950	25,900
Kent County Memorial Hospital, <i>Warwick</i>	27,400	54,800
Westerly Hospital, <i>Westerly</i>	17,850	35,700
Woonsocket Hospital, <i>Woonsocket</i>	42,600	85,200
<b>South Carolina</b>		
Anderson County Hospital, <i>Anderson</i>	63,200	126,400
St. Mary's Hospital, <i>Anderson</i>	5,000	10,000
Marlboro County General Hospital, <i>Bennettsville</i>	19,700	39,400
Camden Hospital, <i>Camden</i>	19,100	38,200
Baker Memorial Sanatorium, <i>Charleston</i>	13,700	27,400
Roper Hospital, <i>Charleston</i>	123,750	247,500
St. Francis Xavier Hospital, <i>Charleston</i>	29,550	59,100
Good Samaritan-Waverly Hospital, <i>Columbia</i>	14,750	29,500
Providence Hospital, <i>Columbia</i>	28,150	56,300
Ridgewood Tuberculosis Sanatorium, <i>Columbia</i>	13,550	27,100
South Carolina Baptist Hospital, <i>Columbia</i>	67,250	134,500



	1957 Payments	Total Grants
Conway Hospital, <i>Conway</i>	23,050	46,100
St. Eugene Hospital, <i>Dillon</i>	13,950	27,900
McLeod Infirmary, <i>Florence</i>	51,250	102,500
Saunders Memorial Hospital and Clinic, <i>Florence</i>	17,150	34,300
Georgetown County Memorial Hospital, <i>Georgetown</i>	14,150	28,300
Greenville General Hospital, <i>Greenville</i>	250,000	250,000
Shriners Hospitals for Crippled Children, <i>Greenville</i>	17,750	35,500
St. Francis Hospital, <i>Greenville</i>	27,750	55,500
Self Memorial Hospital, <i>Greenwood</i>	27,750	55,500
Byerly Hospital, <i>Hartsville</i>	25,000	50,000
Joanna Memorial Hospital, <i>Joanna</i>	5,000	10,000
Kelley Memorial Hospital, <i>Kingstree</i>	9,550	19,100
Marion Sims Memorial Hospital, <i>Lancaster</i>	18,050	36,100
Berkeley County Hospital, <i>Moncks Corner</i>	7,850	15,700
Newberry County Hospital, <i>Newberry</i>	11,550	23,100
Cannon Memorial Hospital, <i>Pickens</i>	27,100	27,100
Ridgeland Hospital, <i>Ridgeland</i>	6,600	13,200
St. Philip's Mercy Hospital, <i>Rock Hill</i>	19,500	39,000
Oconee Memorial Hospital, <i>Seneca</i>	15,650	31,300
Mary Black Memorial Hospital, <i>Spartanburg</i>	11,050	22,100
Community Hospital, <i>Sumter</i>	5,000	10,000
Tuomey Hospital, <i>Sumter</i>	35,050	70,100
<b>South Dakota</b>		
St. Luke's Hospital, <i>Aberdeen</i>	43,200	86,400
John Burns Memorial Hospital, <i>Belle Fourche</i>	8,950	17,900
Britton Hospital, <i>Britton</i>	5,000	10,000
Community Memorial Hospital, <i>Burke</i>	5,000	10,000
Community Bailey Hospital, <i>Chamberlain</i>	16,800	16,800
Deuel County Memorial Hospital, <i>Clear Lake</i>	5,000	10,000
St. Joseph's Hospital, <i>Deadwood</i>	23,100	46,200
Eureka Community Hospital, <i>Eureka</i>	5,000	10,000
Gettysburg Memorial Hospital, <i>Gettysburg</i>	5,000	10,000
Mother of Grace Gregory Community Hospital, <i>Gregory</i>	5,000	10,000
Lutheran Hospital, <i>Hot Springs</i>	8,150	16,300
Our Lady of Lourdes Hospital, <i>Hot Springs</i>	11,350	22,700
West River Crippled Children's Hospital and Polio Center, <i>Hot Springs</i>	6,650	13,300
Holy Infant Hospital, <i>Hoven</i>	5,000	10,000
Saint John's Hospital, <i>Huron</i>	33,500	67,000
Ipswich Community Hospital, <i>Ipswich</i>	5,000	10,000
Kingsbury County Memorial Hospital, <i>Lake Preston</i>	5,000	10,000
Five Counties Hospital, <i>Lemmon</i>	5,700	11,400

	1957 Payments	Total Grants
Madison Community Hospital, <i>Madison</i>	8,650	17,300
Saint Anthony's Hospital, <i>Martin</i>	5,000	10,000
McLaughlin Community Hospital, <i>McLaughlin</i>	5,000	10,000
Methodist Hospital, <i>Mitchell</i>	21,400	42,800
St. Joseph's Hospital, <i>Mitchell</i>	32,150	64,300
St. Bernard's Providence Hospital, <i>Milbank</i>	7,800	15,600
St. Benedict Hospital, <i>Parkston</i>	6,350	12,700
St. Mary's Hospital, <i>Pierre</i>	23,450	46,900
Bennett Memorial Hospital, <i>Rapid City</i>	14,850	29,700
St. John's McNamara Hospital, <i>Rapid City</i>	28,850	57,700
Crippled Children's Hospital and School, <i>Sioux Falls</i>	12,050	24,100
McKenna Hospital, <i>Sioux Falls</i>	48,550	97,100
Sioux Valley Hospital, <i>Sioux Falls</i>	56,100	112,200
Roberts County Community Hospital, <i>Sisseton</i>	5,000	10,000
Tekakwitha Hospital, <i>Sisseton</i>	5,400	10,800
St. Michael's Hospital, <i>Tyndall</i>	5,200	10,400
Volga Hospital, <i>Volga</i>	5,000	10,000
Wagner Community Memorial Hospital, <i>Wagner</i>	5,850	11,700
Memorial Hospital, <i>Watertown</i>	12,050	24,100
St. Ann Hospital, <i>Watertown</i>	10,650	21,300
Peabody Memorial Hospital, <i>Webster</i>	8,100	16,200
Sacred Heart Hospital, <i>Yankton</i>	49,000	98,000
<b>Tennessee</b>		
Bristol Memorial Hospital, <i>Bristol</i>	31,800	63,600
Haywood County Memorial Hospital, <i>Brownsville</i>	6,600	13,200
Memorial Hospital, <i>Chattanooga</i>	40,550	81,100
Pine Breeze Sanatorium, <i>Chattanooga</i>	43,350	86,700
Little Creek Sanitarium, Hospital and School, <i>Concord</i>	5,000	10,000
Uplands Cumberland Medical Center, <i>Crossville</i>	9,500	19,000
Highland Sanitarium and Hospital, <i>Fountain Head</i>	7,350	14,700
Takoma Hospital and Sanitarium, <i>Greeneville</i>	13,450	26,900
St. Mary's Hospital, <i>Humboldt</i>	11,150	22,300
Memorial Hospital, <i>Johnson City</i>	45,650	91,300
Holston Valley Community Hospital, <i>Kingsport</i>	64,950	129,900
East Tennessee Baptist Hospital, <i>Knoxville</i>	71,050	142,100
East Tennessee Crippled Children's Hospital, <i>Knoxville</i>	6,650	13,300
Fort Sanders Presbyterian Hospital, <i>Knoxville</i>	54,850	109,700
St. Mary's Memorial Hospital, <i>Knoxville</i>	71,950	143,900
Lawrenceburg Sanitarium and Hospital, <i>Lawrenceburg</i>	5,000	10,000
Madison Rural Sanitarium and Hospital, <i>Madison College</i>	53,000	106,000
Baptist Memorial Hospital, <i>Memphis</i>	125,000	250,000
Collins Chapel Connectional Hospital, <i>Memphis</i>	25,700	25,700
Crippled Children's Hospital School, <i>Memphis</i>	11,150	22,300
Hospital for Crippled Adults, <i>Memphis</i>	11,150	22,300

	1957 Payments	Total Grants
Le Bonheur Children's Hospital, <i>Memphis</i>	15,650	31,300
Memphis Eye, Ear, Nose and Throat Hospital, <i>Memphis</i>	13,850	27,700
Methodist Hospital, <i>Memphis</i>	89,650	179,300
St. Joseph Hospital, <i>Memphis</i>	77,500	155,000
Morristown-Hamblen Hospital, <i>Morristown</i>	12,800	12,800
Rutherford Hospital, <i>Murfreesboro</i>	21,250	42,500
Hubbard Hospital, <i>Nashville</i>	50,150	100,300
Junior League Home for Crippled Children, <i>Nashville</i>	13,250	26,500
Mid-State Baptist Hospital, <i>Nashville</i>	69,250	138,500
Riverside Sanitarium and Hospital, <i>Nashville</i>	8,850	17,700
St. Thomas Hospital, <i>Nashville</i>	62,900	125,800
Vanderbilt University Hospital, <i>Nashville</i>	84,400	168,800
Oak Ridge Hospital, <i>Oak Ridge</i>	49,900	99,800
Uplands Cumberland Mountain Sanatorium, <i>Pleasant Hill</i>	10,250	20,500
Chamberlain Memorial Hospital, <i>Rockwood</i>	8,050	16,100
Emerald-Hodgson Hospital, <i>Sewanee</i>	7,300	14,600
Alexian Brothers Rest Home, <i>Signal Mountain</i>	25,900	51,800
Sweetwater Hospital, <i>Sweetwater</i>	8,050	16,100
Good Samaritan Hospital, <i>Woodbury</i>	6,300	12,600
<b>Texas</b>		
Hendrick Memorial Hospital, <i>Abilene</i>	48,550	97,100
St. Ann Hospital, <i>Abilene</i>	10,100	20,200
St. Anthony's Hospital, <i>Amarillo</i>	32,700	65,400
Underwood Clinic Hospital, <i>Amarillo</i>	12,950	25,900
Knights Templar Hospital, <i>Arlington</i>	8,450	16,900
Holy Cross Hospital, <i>Austin</i>	8,900	17,800
St. David's Hospital, <i>Austin</i>	16,750	33,500
Seton Hospital, <i>Austin</i>	31,100	62,200
San Jacinto Memorial Hospital, <i>Baytown</i>	17,950	35,900
Baptist Hospital of Southeast Texas, <i>Beaumont</i>	36,800	73,600
Hotel Dieu Hospital, <i>Beaumont</i>	39,350	78,700
St. Therese Hospital, <i>Beaumont</i>	29,250	58,500
Howard County Hospital, <i>Big Spring</i>	12,300	24,600
Malone and Hogan Clinic-Hospital, <i>Big Spring</i>	10,700	21,400
S. B. Allen Memorial Hospital, <i>Bonham</i>	5,000	10,000
St. Jude Hospital, <i>Brenham</i>	5,000	10,000
Mercy Hospital, <i>Brownsville</i>	20,150	40,300
Brownwood Memorial Hospital, <i>Brownwood</i>	8,850	17,700
Medical Arts Hospital, <i>Brownwood</i>	7,100	14,200
St. Joseph Hospital, <i>Bryan</i>	6,500	13,000
Shepperd Memorial Hospital, <i>Burnet</i>	6,000	12,000
Newton Memorial Hospital, <i>Cameron</i>	5,000	10,000
St. Edward-Rischar Memorial Hospital, <i>Cameron</i>	7,700	15,400

	1957 Payments	Total Grants
Chillicothe Hospital, <i>Chillicothe</i>	5,000	10,000
Overall Memorial Hospital, <i>Coleman</i>	5,000	10,000
Columbus Hospital and Clinic Foundation, <i>Columbus</i>	5,000	10,000
Crippled Children's Hospital Medical Center, <i>Corpus Christi</i>	9,950	19,900
Driscoll Foundation Children's Hospital, <i>Corpus Christi</i>	18,650	37,300
Spohn Hospital, <i>Corpus Christi</i>	49,300	98,600
G. L. Prince Hospital, <i>Crockett</i>	5,400	10,800
Burns Hospital, <i>Cuero</i>	6,300	12,600
Coon Memorial Hospital, <i>Dalhart</i>	5,000	10,000
Baylor University Hospital, <i>Dallas</i>	125,000	250,000
Children's Medical Center, <i>Dallas</i>	28,300	56,600
Gaston Hospital, <i>Dallas</i>	12,350	24,700
Methodist Hospital, <i>Dallas</i>	82,450	164,900
St. Paul's Hospital, <i>Dallas</i>	114,400	228,800
Southern Methodist University Health Center, <i>Dallas</i>	5,000	10,000
Texas Scottish Rite Hospital for Crippled Children, <i>Dallas</i>	13,250	26,500
Madonna Hospital, <i>Denison</i>	14,750	29,500
Eastland Memorial Hospital, <i>Eastland</i>	5,000	10,000
Hotel Dieu, <i>El Paso</i>	51,050	102,100
Newark Conference Maternity Hospital, <i>El Paso</i>	5,000	10,000
Providence Memorial Hospital, <i>El Paso</i>	36,800	73,600
St. Joseph's Sanatorium, <i>El Paso</i>	9,050	18,100
Freestone County Hospital, <i>Fairfield</i>	5,000	10,000
Peoples Hospital, <i>Floydada</i>	5,000	10,000
All Saints Hospital, <i>Fort Worth</i>	38,900	77,800
Duncan Memorial Hospital, <i>Fort Worth</i>	18,000	36,000
Fort Worth Children's Hospital, <i>Fort Worth</i>	5,000	10,000
Harris Hospital, <i>Fort Worth</i>	95,400	190,800
St. Joseph's Hospital, <i>Fort Worth</i>	79,150	158,300
W. I. Cook Memorial Hospital Center for Children, <i>Fort Worth</i>	9,350	18,700
Brazosport Memorial Hospital, <i>Freeport</i>	20,300	20,300
Parmer County Community Hospital, <i>Friona</i>	5,000	10,000
St. Mary's Infirmary, <i>Galveston</i>	57,050	114,100
Gonzales Warm Springs Foundation for Crippled Children, <i>Gonzales</i>	23,500	47,000
Cozby-Germany Hospital, <i>Grand Saline</i>	5,150	10,300
Valley Baptist Hospital, <i>Harlingen</i>	32,950	65,900
Henderson Memorial Hospital, <i>Henderson</i>	11,900	23,800
Hedecroft, <i>Houston</i>	10,550	21,100
Hermann Hospital, <i>Houston</i>	125,000	250,000
Houston Eye, Ear and Throat Hospital, <i>Houston</i>	5,000	10,000
Houston Negro Hospital, <i>Houston</i>	9,650	19,300
Memorial Hospital, <i>Houston</i>	103,750	207,500
Methodist Hospital, <i>Houston</i>	87,750	175,500
Pauline Sterne Wolff Memorial Home, <i>Houston</i>	5,000	10,000

	1957 Payments	Total Grants
St. Elizabeth's Hospital, <i>Houston</i>	18,750	37,500
St. Joseph's Hospital, <i>Houston</i>	125,000	250,000
St. Luke's Episcopal Hospital, <i>Houston</i>	22,750	45,500
Texas Children's Hospital, <i>Houston</i>	7,250	14,500
Huntsville Memorial Hospital, <i>Huntsville</i>	6,900	13,800
Nan Travis Memorial Hospital, <i>Jacksonville</i>	29,150	58,300
Johnson City Hospital, <i>Johnson City</i>	5,000	10,000
Karnes County Hospital, <i>Karnes City</i>	5,000	10,000
Sid Peterson Memorial Hospital, <i>Kerrville</i>	10,550	21,100
Fayette Memorial Hospital, <i>LaGrange</i>	8,100	16,200
Mercy Hospital, <i>Laredo</i>	31,750	63,500
Mercy Hospital, <i>Liberty</i>	5,000	10,000
Hurst Eye, Ear, Nose and Throat Hospital and Clinic, <i>Longview</i>	5,000	10,000
Markham Memorial Hospital, <i>Longview</i>	6,300	12,600
Methodist Hospital, <i>Lubbock</i>	31,300	62,600
St. Mary of the Plains Hospital, <i>Lubbock</i>	12,000	24,000
Memorial Hospital, <i>Lufkin</i>	17,150	34,300
Kahn Memorial Hospital, <i>Marshall</i>	13,550	27,100
Mason Memorial Hospital, <i>Mason</i>	5,000	10,000
McCulloch-Concho Hospital, <i>Melvin</i>	5,000	10,000
Mercedes General Hospital, <i>Mercedes</i>	5,000	10,000
Midland Memorial Hospital, <i>Midland</i>	23,850	47,700
Nazareth Hospital, <i>Mineral Wells</i>	9,650	19,300
New Braunfels Hospital, <i>New Braunfels</i>	6,800	13,600
St. Joseph's Hospital, <i>Paris</i>	16,000	32,000
Sanitarium of Paris, <i>Paris</i>	20,450	40,900
Mercy Hospital, <i>Pasadena</i>	10,000	10,000
Plainview Hospital and Clinic Foundation, <i>Plainview</i>	24,850	49,700
St. Mary's Hospital, <i>Port Arthur</i>	48,650	97,300
Raymondville Memorial Hospital, <i>Raymondville</i>	5,000	10,000
Refugio County Hospital, <i>Refugio</i>	8,600	17,200
Polly Ryon Memorial Hospital, <i>Richmond</i>	10,800	21,600
Memorials Hospital, <i>San Angelo</i>	5,000	10,000
St. John's Hospital, <i>San Angelo</i>	10,750	21,500
Shannon West Texas Memorial Hospital, <i>San Angelo</i>	32,000	64,000
Baptist Memorial Hospital, <i>San Antonio</i>	76,200	152,400
Grace Lutheran Sanatorium, <i>San Antonio</i>	13,550	27,100
St. Benedict's Hospital, <i>San Antonio</i>	6,300	12,600
Salvation Army Home and Hospital, <i>San Antonio</i>	5,000	10,000
Santa Rosa Hospital, <i>San Antonio</i>	85,900	171,800
Dolly Vinsant Memorial Hospital, <i>San Benito</i>	12,150	24,300
Soldiers' and Sailors' Memorial Hospital, <i>San Marcos</i>	5,000	10,000
Santa Anna Hospital, <i>Santa Anna</i>	5,000	10,000
Wilson N. Jones Memorial Hospital, <i>Sherman</i>	29,050	58,100
Mercy Hospital, <i>Slaton</i>	5,000	10,000

	1957 Payments	Total Grants
Lillian M. Hudspeth Memorial Hospital, <i>Sonora</i>	5,000	10,000
Laura Eldridge Memorial Hospital, <i>Sugar Land</i>	7,050	14,100
King's Daughters Hospital, <i>Temple</i>	16,500	33,000
Scott and White Memorial Hospitals, <i>Temple</i>	48,900	97,800
Texarkana Hospital, <i>Texarkana</i>	14,850	29,700
Trinity Memorial Hospital, <i>Trinity</i>	5,000	10,000
Medical Center Hospital, <i>Tyler</i>	22,000	44,000
Mother Francis Hospital, <i>Tyler</i>	21,900	43,800
Christ the King Hospital, <i>Vernon</i>	5,000	10,000
Hillcrest Memorial Hospital, <i>Waco</i>	40,600	81,200
Providence Hospital, <i>Waco</i>	44,000	88,000
New Waxahachie Sanitarium, <i>Waxahachie</i>	9,050	18,100
St. Joseph's Hospital, <i>Wellington</i>	5,000	10,000
Bethania Hospital, <i>Wichita Falls</i>	18,450	36,900
Huth Memorial Hospital, <i>Yoakum</i>	19,400	19,400
Yorktown Memorial Hospital, <i>Yorktown</i>	5,000	10,000
<b>Utah</b>		
Utah Permanente Hospital, <i>Dragerton</i>	5,000	10,000
Fillmore Latter-Day Saints Hospital, <i>Fillmore</i>	5,000	10,000
Logan Latter-Day Saints Hospital, <i>Logan</i>	20,500	41,000
Beaver County Hospital, <i>Milford</i>	—	5,000
Sanpete Latter-Day Saints Hospital, <i>Mt. Pleasant</i>	5,000	10,000
Cottonwood Maternity Hospital, <i>Murray</i>	6,550	13,100
St. Benedict's Hospital, <i>Ogden</i>	33,800	67,600
Thomas D. Dee Memorial Hospital, <i>Ogden</i>	52,900	105,800
Payson City Hospital, <i>Payson</i>	7,900	15,800
Utah Valley Hospital, <i>Provo</i>	30,750	61,500
Holy Cross Hospital, <i>Salt Lake City</i>	54,400	108,800
Primary Children's Hospital, <i>Salt Lake City</i>	16,250	32,500
St. Mark's Hospital, <i>Salt Lake City</i>	58,150	116,300
Shriners Hospitals for Crippled Children, <i>Salt Lake City</i>	16,850	33,700
W. H. Groves Latter-Day Saints Hospital, <i>Salt Lake City</i>	109,900	219,800
Valley Hospital, <i>Tremonton</i>	5,000	10,000
<b>Vermont</b>		
Barre City Hospital, <i>Barre</i>	17,000	34,000
Rockingham Memorial Hospital, <i>Bellows Falls</i>	10,050	20,100
Henry W. Putnam Memorial Hospital, <i>Bennington</i>	23,550	47,100
Brattleboro Memorial Hospital, <i>Brattleboro</i>	15,550	31,100
Brattleboro Retreat, <i>Brattleboro</i>	125,000	250,000
Bishop DeGoesbriand Hospital, <i>Burlington</i>	47,100	94,200
Mary Fletcher Hospital, <i>Burlington</i>	54,950	109,900
Hardwick Hospital, <i>Hardwick</i>	10,000	10,000

	1957 Payments	Total Grants
Porter Hospital, <i>Middlebury</i>	8,800	17,600
Heaton Hospital, <i>Montpelier</i>	14,600	29,200
Copley Hospital, <i>Morrisville</i>	6,950	13,900
Orleans County Memorial Hospital, <i>Newport</i>	10,400	20,800
Mayo Memorial Hospital, <i>Northfield</i>	5,000	10,000
Proctor Hospital, <i>Proctor</i>	5,300	10,600
Gifford Memorial Hospital, <i>Randolph</i>	10,850	21,700
Rutland Hospital, <i>Rutland</i>	35,400	70,800
Kerbs Memorial Hospital, <i>St. Albans</i>	16,550	33,100
St. Albans Hospital, <i>St. Albans</i>	13,450	26,900
Brightlook Hospital, <i>St. Johnsbury</i>	11,800	23,600
Springfield Hospital, <i>Springfield</i>	14,850	29,700
Windsor Hospital, <i>Windsor</i>	5,200	10,400
Fanny Allen Hospital, <i>Winooski</i>	16,600	33,200
 <b>Virginia</b>		
Johnston Memorial Hospital, <i>Abingdon</i>	31,150	62,300
Alexandria Hospital, <i>Alexandria</i>	53,100	106,200
Anderson Orthopedic Hospital, <i>Arlington</i>	10,850	21,700
Arlington Hospital, <i>Arlington</i>	54,350	108,700
Bedford County Memorial Hospital, <i>Bedford</i>	9,950	19,900
Martha Jefferson Hospital and Sanitarium, <i>Charlottesville</i>	15,500	31,000
Memorial Hospital, <i>Danville</i>	49,550	99,100
Southside Community Hospital, <i>Farmville</i>	22,300	44,600
Raiford Memorial Hospital, <i>Franklin</i>	18,400	36,800
Mary Washington Hospital, <i>Fredericksburg</i>	31,550	63,100
Warren Memorial Hospital, <i>Front Royal</i>	13,650	27,300
Dixie Hospital, <i>Hampton</i>	30,250	60,500
Rockingham Memorial Hospital, <i>Harrisonburg</i>	44,050	88,100
John Randolph Hospital, <i>Hopewell</i>	24,100	24,100
Community House, <i>Hot Springs</i>	5,000	10,000
Loudoun County Hospital, <i>Leesburg</i>	7,850	15,700
Stonewall Jackson Hospital, <i>Lexington</i>	14,500	29,000
Page Memorial Hospital, <i>Luray</i>	5,000	10,000
Guggenheimer Memorial Hospital, <i>Lynchburg</i>	9,950	19,900
Lynchburg General Hospital, <i>Lynchburg</i>	76,400	76,400
Marshall Lodge Memorial Hospital, <i>Lynchburg</i>	17,150	34,300
Virginia Baptist Hospital, <i>Lynchburg</i>	28,400	56,800
Community Hospital, <i>Martinsville</i>	6,850	13,700
Martinsville General Hospital, <i>Martinsville</i>	27,800	55,600
Northampton-Accomack Memorial Hospital, <i>Nassawadox</i>	22,850	45,700
Mary Immaculate Hospital, <i>Newport News</i>	29,500	59,000
Riverside Hospital, <i>Newport News</i>	60,600	121,200
Whittaker Memorial Hospital, <i>Newport News</i>	14,800	29,600
De Paul Hospital, <i>Norfolk</i>	61,400	122,800

	1957 Payments	Total Grants
Leigh Memorial Hospital, <i>Norfolk</i>	46,300	92,600
Norfolk Community Hospital, <i>Norfolk</i>	27,500	55,000
Norfolk General Hospital, <i>Norfolk</i>	82,550	165,100
Norton Community Hospital, <i>Norton</i>	16,900	33,800
St. Mary's Hospital, <i>Norton</i>	17,050	34,100
Giles Memorial Hospital, <i>Pearisburg</i>	14,700	29,400
Petersburg General Hospital, <i>Petersburg</i>	102,500	102,500
Maryview Hospital, <i>Portsmouth</i>	35,500	71,000
Portsmouth General Hospital, <i>Portsmouth</i>	37,350	74,700
Radford Community Hospital, <i>Radford</i>	25,750	51,500
Crippled Children's Hospital, <i>Richmond</i>	25,900	51,800
Retreat for the Sick, <i>Richmond</i>	31,550	63,100
Richmond Community Hospital, <i>Richmond</i>	7,850	15,700
Richmond Eye Hospital, <i>Richmond</i>	9,650	19,300
Shelting Arms Hospital, <i>Richmond</i>	16,650	33,300
Burrell Memorial Hospital, <i>Roanoke</i>	15,550	31,100
Roanoke Memorial Hospital, <i>Roanoke</i>	39,800	79,600
Franklin Memorial Hospital, <i>Rocky Mount</i>	9,950	19,900
Halifax Community Hospital, <i>South Boston</i>	13,400	26,800
Community Memorial Hospital, <i>South Hill</i>	6,650	13,300
King's Daughters' Hospital, <i>Staunton</i>	25,700	51,400
Louise Obici Memorial Hospital, <i>Suffolk</i>	30,150	60,300
Mary Harley Infirmary, <i>Sweet Briar</i>	5,000	10,000
Fauquier Hospital, <i>Warrenton</i>	9,350	18,700
Waynesboro Community Hospital, <i>Waynesboro</i>	10,000	20,000
Winchester Memorial Hospital, <i>Winchester</i>	52,800	105,600
Shenandoah County Memorial Hospital, <i>Woodstock</i>	12,450	24,900
Wytheville Hospital, <i>Wytheville</i>	6,300	12,600
<b>Washington</b>		
Grays Harbor Community Hospital, <i>Aberdeen</i>	18,700	37,400
St. Joseph Hospital, <i>Aberdeen</i>	20,550	41,100
St. Joseph's Hospital, <i>Bellingham</i>	26,700	53,400
St. Luke's General Hospital, <i>Bellingham</i>	16,600	33,200
Harrison Memorial Hospital (merged with Puget Sound Naval Memorial Hospital), <i>Bremerton</i>	16,100	32,200
Puget Sound Naval Memorial Hospital (name now changed to Harrison Memorial Hospital), <i>Bremerton</i>	19,900	39,800
St. Helen Hospital, <i>Chehalis</i>	11,500	23,000
Lake Chelan Hospital, <i>Chelan</i>	5,000	10,000
St. Joseph's Hospital, <i>Chewelah</i>	8,700	17,400
Tri-State Memorial Hospital, <i>Clarkston</i>	6,700	13,400
St. Ignatius Hospital, <i>Colfax</i>	11,600	23,200
Mount Carmel Hospital, <i>Colville</i>	9,300	18,600
Coulee Dam Community Hospital, <i>Coulee Dam</i>	10,000	10,000



Ellensburg General Hospital, <i>Ellensburg</i>	<b>5,000</b>	10,000
General Hospital of Everett, <i>Everett</i>	<b>33,100</b>	66,200
Providence Hospital, <i>Everett</i>	<b>21,650</b>	43,300
Cowlitz General Hospital, <i>Longview</i>	<b>24,050</b>	48,100
St. John's Hospital, <i>Longview</i>	<b>27,000</b>	54,000
Skagit General Hospital, <i>Mt. Vernon</i>	<b>6,400</b>	12,800
Newport Community Hospital, <i>Newport</i>	<b>5,000</b>	10,000
St. Peter Hospital, <i>Olympia</i>	<b>23,000</b>	46,000
Omak Memorial Hospital, <i>Omak</i>	<b>5,400</b>	10,800
Our Lady of Lourdes Hospital, <i>Pasco</i>	<b>12,300</b>	24,600
St. John Hospital, <i>Port Townsend</i>	<b>5,250</b>	10,500
Memorial Hospital, <i>Pullman</i>	<b>13,600</b>	27,200
Good Samaritan Hospital, <i>Puyallup</i>	<b>18,600</b>	18,600
Lutheran Hospital, <i>Puyallup</i>	<b>21,100</b>	42,200
Ballard General Hospital, <i>Seattle</i>	<b>8,350</b>	16,700
Children's Orthopedic Hospital, <i>Seattle</i>	<b>34,350</b>	68,700
Columbus Hospital, <i>Seattle</i>	<b>23,350</b>	46,700
Maynard Hospital, <i>Seattle</i>	<b>29,250</b>	58,500
Pinel Foundation, <i>Seattle</i>	<b>7,850</b>	15,700
Providence Hospital, <i>Seattle</i>	<b>96,350</b>	192,700
Pulmonary Hospital of the City of Seattle, <i>Seattle</i>	<b>17,450</b>	34,900
Seattle General Hospital, <i>Seattle</i>	<b>28,750</b>	57,500
Swedish Hospital, <i>Seattle</i>	<b>99,000</b>	198,000
Virginia Mason Hospital, <i>Seattle</i>	<b>60,100</b>	120,200
Memorial Hospital, <i>Sedro Wooley</i>	<b>8,200</b>	16,400
Clinic Hospital, <i>Shelton</i>	<b>5,000</b>	10,000
Shelton General Hospital, <i>Shelton</i>	<b>8,200</b>	16,400
McKay Memorial Hospital, <i>Soap Lake</i>	<b>5,000</b>	10,000
Booth Memorial Hospital, <i>Spokane</i>	<b>5,000</b>	10,000
Deaconess Hospital, <i>Spokane</i>	<b>55,350</b>	110,700
Sacred Heart Hospital, <i>Spokane</i>	<b>124,600</b>	249,200
St. Luke's Hospital, <i>Spokane</i>	<b>50,500</b>	101,000
Shriners Hospitals for Crippled Children, <i>Spokane</i>	<b>12,650</b>	25,300
Valley Memorial Hospital, <i>Sunnyside</i>	<b>7,800</b>	15,600
Medical Arts Hospital, <i>Tacoma</i>	<b>5,000</b>	10,000
Mary Bridge Hospital, <i>Tacoma</i>	<b>6,850</b>	13,700
Northern Pacific Beneficial Association Hospital, <i>Tacoma</i>	<b>42,800</b>	42,800
Saint Joseph's Hospital, <i>Tacoma</i>	<b>46,650</b>	93,300
Tacoma General Hospital, <i>Tacoma</i>	<b>60,100</b>	120,200
St. Martin's Hospital, <i>Tonasket</i>	<b>5,750</b>	11,500
Central Memorial Hospital, <i>Toppenish</i>	<b>12,200</b>	24,400
Kaiser Foundation Northern Hospitals, <i>Vancouver</i>	<b>20,050</b>	40,100
St. Joseph Hospital, <i>Vancouver</i>	<b>23,800</b>	47,600
Vancouver Memorial Hospital, <i>Vancouver</i>	<b>29,650</b>	59,300
St. Mary Hospital, <i>Walla Walla</i>	<b>24,300</b>	48,600
Walla Walla General Hospital, <i>Walla Walla</i>	<b>12,700</b>	25,400

	1957 Payments	Total Grants
Douglas County Memorial Hospital, <i>Waterville</i>	5,000	10,000
Central Washington Deaconess Hospital, <i>Wenatchee</i>	19,350	38,700
St. Anthony's Hospital, <i>Wenatchee</i>	9,850	19,700
St. Elizabeth Hospital, <i>Yakima</i>	42,050	84,100
Yakima Valley Memorial Hospital, <i>Yakima</i>	35,950	71,900
<b>West Virginia</b>		
Elizabeth Coplin Leonard Memorial Hospital, <i>Buckhannon</i>	5,000	10,000
St. Joseph's Hospital, <i>Buckhannon</i>	9,100	18,200
Charleston General Hospital, <i>Charleston</i>	59,000	118,000
Highland Hospital Association, <i>Charleston</i>	16,300	16,300
Hillcrest Sanatorium, <i>Charleston</i>	9,350	18,700
Memorial Hospital, <i>Charleston</i>	64,950	129,900
Mountain State Memorial Hospital, <i>Charleston</i>	19,500	39,000
St. Francis Hospital, <i>Charleston</i>	34,650	69,300
Salvation Army Maternity Hospital, <i>Charleston</i>	5,000	10,000
St. Mary's Hospital, <i>Clarksburg</i>	57,600	115,200
Union Protestant Hospital, <i>Clarksburg</i>	15,800	31,600
Davis Memorial Hospital, <i>Elkins</i>	18,850	37,700
Memorial General Hospital, <i>Elkins</i>	24,300	48,600
Reynolds Memorial Hospital, <i>Glendale</i>	24,500	49,000
Huntington Orthopedic Hospital, <i>Huntington</i>	13,250	26,500
St. Mary's Hospital, <i>Huntington</i>	91,600	183,200
Marmet Hospital, <i>Marmet</i>	16,550	33,100
City Hospital, <i>Martinsburg</i>	16,550	33,100
Kings Daughters Hospital, <i>Martinsburg</i>	23,400	46,800
Morris Memorial Hospital, <i>Milton</i>	26,500	53,000
Laird Memorial Hospital, <i>Montgomery</i>	33,850	67,700
Vincent Pallotti Hospital, <i>Morgantown</i>	25,500	51,000
Wetzel County Hospital, <i>New Martinsville</i>	30,100	30,100
St. Joseph's Hospital, <i>Parkersburg</i>	50,750	101,500
Broaddus Hospital, <i>Philippi</i>	23,950	47,900
Charles Town General Hospital, <i>Ranson</i>	10,100	20,200
Sacred Heart Hospital, <i>Richwood</i>	11,900	23,800
Herbert J. Thomas Memorial Hospital, <i>South Charleston</i>	38,250	76,500
Weirton General Hospital, <i>Weirton</i>	18,700	37,400
Ohio Valley General Hospital, <i>Wheeling</i>	81,500	163,000
Wheeling Hospital, <i>Wheeling</i>	69,250	138,500
<b>Wisconsin</b>		
Langlade County Memorial Hospital, <i>Antigo</i>	14,700	29,400
Saint Elizabeth Hospital, <i>Appleton</i>	53,700	107,400
St. Joseph's Hospital, <i>Arcadia</i>	9,900	19,800
St. Joseph's Hospital, <i>Ashland</i>	16,400	32,800

	1957 Payments	Total Grants
Trinity Hospital, <i>Ashland</i>	14,200	28,400
Baldwin Memorial Hospital, <i>Baldwin</i>	5,000	10,000
St. Mary's Ringling Hospital, <i>Baraboo</i>	19,100	38,200
Lutheran Hospital, <i>Beaver Dam</i>	16,700	33,400
St. Joseph's Hospital, <i>Beaver Dam</i>	18,950	37,900
Berlin Memorial Hospital, <i>Berlin</i>	10,950	21,900
Memorial Hospital of Boscobel, <i>Boscobel</i>	6,900	13,800
Burlington Memorial Hospital, <i>Burlington</i>	15,000	30,000
St. Joseph's Hospital, <i>Chippewa Falls</i>	41,700	83,400
Clintonville Community Hospital, <i>Clintonville</i>	11,500	23,000
St. Mary's Hospital, <i>Columbus</i>	12,800	25,600
Cumberland Hospital, <i>Cumberland</i>	5,000	10,000
Memorial Hospital of Lafayette County, <i>Darlington</i>	6,100	12,200
Dodgeville General Hospital, <i>Dodgeville</i>	6,800	13,600
St. Joseph's Hospital, <i>Dodgeville</i>	18,650	37,300
St. Benedict Community Hospital, <i>Durand</i>	6,650	13,300
Luther Hospital, <i>Eau Claire</i>	49,200	98,400
Sacred Heart Hospital, <i>Eau Claire</i>	54,800	109,600
Memorial Community Hospital, <i>Edgerton</i>	8,650	17,300
St. Agnes Hospital, <i>Fond du Lac</i>	78,750	157,500
Fort Atkinson Memorial Hospital, <i>Fort Atkinson</i>	17,100	34,200
Bellin Memorial Hospital, <i>Green Bay</i>	29,300	58,600
St. Mary's Hospital, <i>Green Bay</i>	24,650	49,300
St. Vincent Hospital, <i>Green Bay</i>	67,100	134,200
St. Joseph's Hospital, <i>Hartford</i>	10,650	21,300
Hayward Area Memorial Hospital, <i>Hayward</i>	5,000	10,000
Hazel Green Hospital, <i>Hazel Green</i>	6,000	12,000
St. Joseph's Memorial Hospital, <i>Hillsboro</i>	5,650	11,300
Hudson Memorial Hospital, <i>Hudson</i>	6,900	13,800
Iola Hospital, <i>Iola</i>	5,000	10,000
Mercy Hospital, <i>Janesville</i>	39,750	79,500
Kaukauna Community Hospital, <i>Kaukauna</i>	10,900	21,800
Kenosha Hospital, <i>Kenosha</i>	51,750	103,500
St. Catherine's Hospital, <i>Kenosha</i>	29,700	59,400
Grandview Hospital, <i>La Crosse</i>	12,950	25,900
La Crosse Hospital, <i>La Crosse</i>	7,800	15,600
La Crosse Lutheran Hospital, <i>La Crosse</i>	33,500	67,000
St. Francis Hospital, <i>La Crosse</i>	70,450	140,900
St. Mary's Hospital, <i>Ladysmith</i>	13,000	26,000
Attic Angel Nursing Home, <i>Madison</i>	5,000	10,000
Madison General Hospital, <i>Madison</i>	76,700	153,400
Methodist Hospital, <i>Madison</i>	35,300	70,600
Morningside Sanatorium, <i>Madison</i>	15,650	31,300
St. Mary's Hospital, <i>Madison</i>	68,400	136,800
Wisconsin Neurological Foundation Hospital, <i>Madison</i>	8,150	16,300
Holy Family Hospital, <i>Manitowoc</i>	42,100	84,200

	1957 Payments	Total Grants
Memorial Hospital, <i>Manitowoc</i>	<b>13,000</b>	26,000
St. Joseph's Hospital, <i>Marshfield</i>	<b>54,250</b>	108,500
Holy Cross Hospital, <i>Merrill</i>	<b>18,300</b>	36,600
Capitol Hospital, <i>Milwaukee</i>	<b>8,500</b>	17,000
Columbia Hospital, <i>Milwaukee</i>	<b>61,500</b>	123,000
Doctors Hospital, <i>Milwaukee</i>	<b>14,850</b>	29,700
Evangelical Deaconess Hospital, <i>Milwaukee</i>	<b>43,150</b>	86,300
Mercy Home and Hospital, <i>Milwaukee</i>	<b>9,600</b>	19,200
Milwaukee Children's Hospital, <i>Milwaukee</i>	<b>45,750</b>	91,500
Milwaukee Hospital, <i>Milwaukee</i>	<b>93,750</b>	187,500
Misericordia Hospital, <i>Milwaukee</i>	<b>46,600</b>	93,200
Mount Sinai Hospital, <i>Milwaukee</i>	<b>57,850</b>	115,700
St. Anthony Hospital, <i>Milwaukee</i>	<b>25,550</b>	51,100
Sacred Heart Sanitarium, <i>Milwaukee</i>	<b>53,600</b>	107,200
St. Joseph's Hospital, <i>Milwaukee</i>	<b>107,100</b>	214,200
St. Luke's Hospital, <i>Milwaukee</i>	<b>78,150</b>	156,300
St. Mary's Hill, <i>Milwaukee</i>	<b>25,600</b>	51,200
St. Mary's Hospital, <i>Milwaukee</i>	<b>61,600</b>	123,200
St. Michael Hospital, <i>Milwaukee</i>	<b>31,600</b>	63,200
West Side Hospital, <i>Milwaukee</i>	<b>6,950</b>	13,900
St. Clare Hospital, <i>Monroe</i>	<b>30,900</b>	61,800
Theda Clark Memorial Hospital, <i>Neenah</i>	<b>40,100</b>	80,200
Memorial Hospital, <i>Neillsville</i>	<b>15,300</b>	15,300
Borchardt Clinic Memorial Hospital, <i>New London</i>	<b>5,000</b>	10,000
Community Hospital, <i>New London</i>	<b>12,350</b>	24,700
Holy Family Hospital, <i>New Richmond</i>	<b>7,850</b>	15,700
Lutheran Memorial Hospital, <i>Oconomowoc</i>	<b>8,200</b>	16,400
Rogers Memorial Sanitarium, <i>Oconomowoc</i>	<b>12,050</b>	24,100
Oconto County and City Hospital, <i>Oconto</i>	<b>7,850</b>	15,700
Community Memorial Hospital, <i>Oconto Falls</i>	<b>8,100</b>	16,200
Mercy Hospital of Oshkosh, <i>Oshkosh</i>	<b>54,750</b>	109,500
Park Falls Hospital, <i>Park Falls</i>	<b>5,550</b>	11,100
Northwoods Hospital, <i>Phelps</i>	<b>5,000</b>	10,000
Plymouth Hospital, <i>Plymouth</i>	<b>8,150</b>	16,300
Divine Savior Hospital, <i>Portage</i>	<b>27,450</b>	54,900
St. Alphonsus Hospital, <i>Port Washington</i>	<b>16,400</b>	32,800
Prairie du Chien General Hospital, <i>Prairie du Chien</i>	<b>8,400</b>	16,800
St. Luke's Memorial Hospital, <i>Racine</i>	<b>46,050</b>	92,100
St. Mary's Hospital, <i>Racine</i>	<b>51,200</b>	102,400
St. Mary's Hospital, <i>Rhineland</i>	<b>21,300</b>	42,600
Lakeside Methodist Hospital, <i>Rice Lake</i>	<b>12,550</b>	25,100
St. Joseph's Hospital, <i>Rice Lake</i>	<b>17,900</b>	35,800
Richland Hospital, <i>Richland Center</i>	<b>16,000</b>	32,000
St. Croix Valley Memorial Hospital, <i>St. Croix Falls</i>	<b>7,900</b>	15,800
St. Nicholas Hospital, <i>Sheboygan</i>	<b>55,500</b>	111,000
Sheboygan Memorial Hospital, <i>Sheboygan</i>	<b>35,400</b>	70,800

Shell Lake Hospital, <i>Shell Lake</i>	<b>5,000</b>	10,000
Shullsburg Memorial Hospital, <i>Shullsburg</i>	<b>5,000</b>	10,000
St. Mary's Hospital, <i>Sparta</i>	<b>12,300</b>	24,600
Spooner Community Hospital, <i>Spooner</i>	<b>5,000</b>	10,000
Victory Hospital, <i>Stanley</i>	<b>7,850</b>	15,700
River Pines Sanatorium, <i>Stevens Point</i>	<b>15,950</b>	31,900
St. Michael's Hospital, <i>Stevens Point</i>	<b>43,250</b>	86,500
Stoughton Hospital, <i>Stoughton</i>	<b>8,100</b>	16,200
Door County Memorial Hospital, <i>Sturgeon Bay</i>	<b>13,350</b>	26,700
St. Joseph's Hospital, <i>Superior</i>	<b>19,450</b>	38,900
St. Mary's Hospital, <i>Superior</i>	<b>31,800</b>	63,600
Tomah Memorial Hospital, <i>Tomah</i>	<b>8,600</b>	17,200
Sacred Heart Hospital, <i>Tomahawk</i>	<b>8,550</b>	17,100
Tigerton Hospital and Clinic, <i>Tigerton</i>	<b>5,000</b>	10,000
Vernon Memorial Hospital, <i>Viroqua</i>	<b>17,050</b>	34,100
Washburn Hospital, <i>Washburn</i>	<b>5,000</b>	10,000
Riverside Community Memorial Hospital, <i>Waupaca</i>	<b>10,000</b>	10,000
Waupun Memorial Hospital, <i>Waupun</i>	<b>18,900</b>	37,800
St. Mary's Hospital, <i>Wausau</i>	<b>52,100</b>	104,200
Wausau Memorial Hospital, <i>Wausau</i>	<b>31,100</b>	62,200
Milwaukee Sanitarium Foundation, <i>Wauwatosa</i>	<b>39,750</b>	79,500
St. Camillus Hospital, <i>Wauwatosa</i>	<b>25,600</b>	51,200
Salvation Army Martha Washington Home, <i>Wauwatosa</i>	<b>13,000</b>	26,000
St. Joseph's Hospital, <i>West Bend</i>	<b>18,850</b>	37,700
Whitehall Community Hospital, <i>Whitehall</i>	<b>10,150</b>	20,300
Riverview Hospital, <i>Wisconsin Rapids</i>	<b>18,950</b>	37,900
Lakeland Memorial Hospital, <i>Woodruff</i>	<b>5,000</b>	10,000

**Wyoming**

L. D. S. Star Valley Hospital, <i>Afton</i>	<b>5,000</b>	10,000
Johnson County Memorial Hospital, <i>Buffalo</i>	<b>5,000</b>	10,000
De Paul Hospital, <i>Cheyenne</i>	<b>20,300</b>	40,600
W. R. Coe Memorial Hospital, <i>Cody</i>	<b>6,950</b>	13,900
Campbell County Memorial Hospital, <i>Gillette</i>	<b>5,650</b>	11,300
St. John's Hospital, <i>Jackson</i>	<b>5,400</b>	10,800
Lincoln County Miners Hospital, <i>Kemmerer</i>	<b>5,000</b>	10,000
Bishop Randall Hospital, <i>Lander</i>	<b>12,400</b>	12,400
Niobrara Memorial Hospital, <i>Lusk</i>	<b>5,000</b>	10,000
Weston County Memorial Hospital, <i>Newcastle</i>	<b>7,500</b>	15,000
War Memorial Hospital, <i>Powell</i>	<b>5,250</b>	10,500
Fremont County Memorial Hospital, <i>Riverton</i>	<b>5,550</b>	11,100
Goshen County Memorial Hospital, <i>Torrington</i>	<b>7,650</b>	15,300
Platte County Memorial Hospital, <i>Wheatland</i>	<b>5,000</b>	10,000
Washakie Memorial Hospital, <i>Worland</i>	<b>5,000</b>	10,000

	1957 Payments	Total Grants
<b>Territory of Alaska</b>		
Providence Hospital, <i>Anchorage</i>	24,300	48,600
Seward Sanatorium, <i>Bartlett</i>	41,250	82,500
Cordova Community Hospital, <i>Cordova</i>	5,000	10,000
St. Joseph's Hospital, <i>Fairbanks</i>	18,350	36,700
Hudson Stuck Memorial Hospital, <i>Fort Yukon</i>	5,000	10,000
St. Ann's Hospital, <i>Juneau</i>	19,000	38,000
Ketchikan General Hospital, <i>Ketchikan</i>	16,350	32,700
Griffin Memorial Hospital, <i>Kodiak</i>	5,000	10,000
Maynard MacDougall Memorial Hospital, <i>Nome</i>	5,650	11,300
Valley Presbyterian Hospital, <i>Palmer</i>	5,000	10,000
Seward General Hospital, <i>Seward</i>	5,000	10,000
<b>Territory of Hawaii</b>		
G. N. Wilcox Memorial Hospital, <i>Lihue, Kauai</i>	22,150	44,300
Waimea Hospital, <i>Waimea, Kauai</i>	7,250	14,500
Molokai Community Hospital, <i>Hoolehua, Molokai</i>	5,000	10,000
Southshore Hospital, <i>Aiea, Oahu</i>	5,000	10,000
Kapiolani Maternity and Gynecological Hospital, <i>Honolulu, Oahu</i>	32,000	64,000
Kauikeolani Children's Hospital, <i>Honolulu, Oahu</i>	18,650	37,300
Kuakini Hospital and Home, <i>Honolulu, Oahu</i>	31,550	63,100
Leahi Hospital, <i>Honolulu, Oahu</i>	125,000	250,000
Queen's Hospital, <i>Honolulu, Oahu</i>	89,800	179,600
St. Francis Hospital, <i>Honolulu, Oahu</i>	54,250	108,500
Shriners Hospitals for Crippled Children, <i>Honolulu, Oahu</i>	8,750	17,500
Kahuku Hospital, <i>Kahuku, Oahu</i>	5,000	10,000
Wahiawa General Hospital, <i>Wahiawa, Oahu</i>	8,900	17,800
<b>Puerto Rico</b>		
Castaner General Hospital, <i>Castaner</i>	7,000	14,000
Sociedad Espanola de Auxilio Mutuo y Beneficencia of San Juan, <i>Hato Rey</i>	30,700	61,400
Ryder Memorial Hospital, <i>Humacao</i>	18,600	37,200
Mennonite General Hospital, <i>La Plata</i>	7,650	15,300
Hospital de Damas, <i>Ponce</i>	34,450	68,900
Clinica Dr. Pila, <i>Ponce</i>	33,500	67,000
St. Luke's Episcopal Hospital, <i>Ponce</i>	21,500	43,000
Hospital de la Concepcion, <i>San German</i>	11,100	22,200
Dr. I. Gonzalez Martinez Oncologic Hospital, <i>Santurce</i>	12,350	24,700
Presbyterian Hospital in the City of San Juan, <i>Santurce</i>	33,950	67,900
<b>TOTALS</b>	<b>\$100,493,335</b>	<b>\$197,697,985</b>

\*Includes grants of \$194,410,000 in 1956.

# Fellowships





# Foreign Area Training Fellowships

Following are the 171 recipients of Foreign Area Training Fellowships awarded during fiscal 1957. After the name of each Fellow is his permanent address, position at the time of application, academic field, subject and place of study, and the length of time covered by the award.

## ASIA AND THE NEAR EAST

**Robert C. Alberts**     *Williamsville, N. Y. Graduate student, University of Wisconsin. Anthropology. An agricultural community in Iran. Iran. Seven months additional to present Fellowship.*

**Douglas E. Ashford**     *Jamestown, N. Y. Graduate student, Princeton University. Political science. Political development in North Africa, and Arabic language. Princeton University, France and North Africa. Fifteen months.*

**Jackson H. Bailey**     *Amelia, Ohio. Graduate student, Harvard University. History. Modern Japanese history. Japan. Fourteen months additional to present Fellowship.*

**Gerald D. Berreman**     *Eugene, Ore. Graduate student, Cornell University. Anthropology. Social integration in two North Indian villages. India and Pakistan. One year additional to present Fellowship.*

**William C. Bradbury, Jr.**     *Chicago, Ill. Associate Professor, University of Chicago. Sociology. Chinese language study. University of Chicago. One year.*

**James M. Brown**     *Salt Lake City, Utah. Graduate student, Cornell University. Linguistics. Analysis of Bangkok Thai grammar. Thailand. Three months additional to present Fellowship.*

**Edward M. Bruner**     *New Haven, Conn. Assistant Professor, Yale University. Anthropology. Study of ethnic group acculturation among the Bataks of Lake Toba, Sumatra. Indonesia. One year.*

**Drusilla A. Chartrand**     *Washington, D. C. Undergraduate, Smith College. Political science. Near Eastern studies and Arabic language training. Radcliffe College. One year.*

**James B. Crowley**     *Hartford, Conn. Graduate student, University of Michigan. History. Modern Japanese history. Japan. One year additional to present Fellowship.*

**Blair C. Currie**     *Winchester, Mass. Graduate student, Harvard University. Economics. Asian economic development and Chinese and Japanese language training. Harvard University. One year.*

**John H. Davis**     *Northampton, Mass. Graduate student, Columbia University. Literature. Modern Chinese literature. Columbia University. One year.*

**Albert E. Dien**     *University City, Mo. Graduate student, University of California (Berkeley). History. Chinese state policy during the T'ang dynasty. Taiwan. One year.*

**Elling O. Eide**     *Sarasota, Fla. Undergraduate, Harvard University. Literature. Chinese language and literature. Harvard University. One year.*

- Joseph W. Elder** *Dayton, Ohio. Graduate student, Harvard University. Sociology.* Industrialization in Hindu society. India. Ten months additional to present Fellowship.
- John P. Emerson** *Salem, Mass. Graduate student, Harvard University. Economics.* Japanese colonial history. Japan. Six months additional to present Fellowship.
- Hormoz Farhat** *Los Angeles, Calif. Graduate student, University of California (Los Angeles). Musicology.* Classical Persian music. Iran. One year.
- Judy Feldman** *Woodmere, N. Y. Graduate student, Radcliffe College. History.* Chinese legal modernization. Harvard Law School and Radcliffe College. One year.
- Frederick W. Frey** *Minerva, Ohio. Graduate student, Princeton University. Political science.* Contemporary Turkish political parties. Turkey. One year.
- Bernard E. Gallin** *Trenton, N. J. Graduate student, Cornell University. Anthropology.* The family system in a Chinese-Formosan village. Taiwan. Nine months additional to present Fellowship.
- Raymond D. Gastil** *Alpine, Calif. Graduate student, Harvard University. Area studies.* Cultural change and stability in Iran. Iran and the Middle East. Two months additional to present Fellowship.
- Donald G. Gillin** *San Mateo, Calif. Graduate student, Stanford University. History.* Modern Chinese history. Hong Kong. One year.
- Jerome B. Grieder** *Bozeman, Mont. Graduate student, Harvard University. History.* Far Eastern history and languages. Harvard University. One year additional to present Fellowship.
- George E. Gruen** *New York, N. Y. Graduate student, Columbia University. Government.* Near Eastern regional studies, with emphasis on Turkey. Columbia University. One year additional to present Fellowship.
- Robert M. Hartwell** *Chicago, Ill. Undergraduate, University of Chicago. Humanities.* East Asian regional studies. University of Chicago. One year.
- Werner Hasenberg** *Jamaica, N. Y. Graduate student, Yale University. Economics.* Economic development of Indonesia. Yale University. Three months additional to present Fellowship.
- Thomas J. Hegarty** *West Roxbury, Mass. Undergraduate, Harvard University. History.* Chinese language training and Russian regional studies. Harvard University. Nine months.
- Willard J. Hertz** *Shaker Heights, Ohio. Staff writer, on leave from Minneapolis Tribune.* Economic development in India and Pakistan. India and Pakistan. Six months additional to present Fellowship.
- Richard C. Howard** *Mountain Lakes, N. J. Graduate student, Columbia University. History.* Modern Chinese history. Taiwan and Hong Kong. One year.
- Robert A. Huttenback** *Beverly Hills, Calif. Graduate student, University of California (Los Angeles). History.* Sind in the 19th century. Pakistan and India. One year.
- Kenneth K. Inada** *Honolulu, Hawaii. Graduate student, University of Tokyo. Philosophy.* Buddhist philosophy. Japan. One year additional to present Fellowship.
- Jasper C. Ingersoll** *Schenectady, N. Y. Graduate student, Cornell University. Anthropology.* Anthropology with emphasis on Southeast Asia. Cornell University. One year additional to present Fellowship.
- Robert L. Irick** *Lebanon, Mo. Graduate student, Harvard University. History.* East Asian regional studies. Harvard University. One year.

- John W. Israel** *Woodmere, N. Y. Graduate student, Harvard University. History.* East Asian regional studies. Harvard University. Nine months additional to present Fellowship.
- F. Tomasson Jannuzi** *Nutley, N. J. Graduate student, University of London. Economics.* Land distribution policies in India. London School of Economics. Ten months additional to present Fellowship.
- Robert B. Jones, Jr.** *Dallas, Tex. Assistant Professor, Cornell University. Linguistics.* Burmese and Thai linguistics. Burma and Thailand. One year.
- Harold L. Kahn** *Poughkeepsie, N. Y. Graduate student, Harvard University. History.* Far Eastern history and languages. Harvard University. One year additional to present Fellowship.
- Roberta Kahn** *Brooklyn, N. Y. Graduate student, University of Pennsylvania. Philosophy.* South Asian studies, with emphasis on Indian religion and philosophy. University of Pennsylvania. One year additional to present Fellowship.
- Joyce K. Kallgren** *Oakland, Calif. Graduate student, Radcliffe College. Government.* Chinese language training. University of California (Berkeley). One year.
- Evelyn J. Katz** *Rockaway Park, N. Y. Undergraduate, Cornell University. Economics.* East Asian regional studies, with emphasis on economics. Columbia University. Nine months.
- George W. Kent** *Los Angeles, Calif. Graduate student, University of California (Berkeley). Philosophy.* Modern Chinese philosophy. Hong Kong. One year additional to present Fellowship.
- Wells C. Klein** *White Plains, N. Y. Graduate student, Cornell University. Anthropology.* Southeast Asian studies, with emphasis on anthropology and the Thai language. Cornell University. One year.
- Richard J. Kozicki** *Meadville, Pa. Graduate student, University of Pennsylvania. International relations.* Asian international relations. India and Burma. One year additional to present Fellowship.
- Irene Lefel** *New York, N. Y. Undergraduate, Barnard College. History.* Near Eastern area studies. Columbia University. Nine months.
- Daniel S. Lev** *Youngstown, Ohio. Graduate student, Cornell University. Government.* Government, with emphasis on Southeast Asia. Cornell University. Nine months.
- Donald N. Levine** *Chicago, Ill. Graduate student, University of Chicago. Sociology.* Effect of cultural change on Ethiopian youth. Ethiopia and Italy. Eighteen months.
- Diane K. Lewis** *Los Angeles, Calif. Graduate student, Cornell University. Anthropology.* Role of women in an Indonesian village. Indonesia. Fifteen months.
- Francis X. Lynch** *New York, N. Y. Graduate student, University of Chicago. Anthropology.* Social organization and religion in the Bikol region of Luzon. The Philippines. Four months additional to present Fellowship.
- McKim Marriott** *Chicago, Ill. Anthropology.* Indian peasant society. India. Eight months additional to present Fellowship.
- Robert M. Marsh** *Chelsea, Mass. Graduate student, Columbia University. Sociology.* Bureaucracy during the Ch'ing period. Taiwan and Japan. One year additional to present Fellowship.
- Benjamin Martin** *Milwaukee, Wis. On leave from International Union of Electrical, Radio and Machine Workers, C.I.O. Labor relations.* Asian labor affairs, with emphasis on Japan. One year additional to present Fellowship.
- Gerald S. Maryanov** *Massapequa, N. Y. Graduate student, Indiana University. Political science.* The structure of the Indonesian government. Cornell University and Indonesia. One year.

- Marlene J. Mayo** *Detroit, Mich. Graduate student, Columbia University. History.* East Asian history. Columbia University. One year additional to present Fellowship.
- Melvin Mednick** *Philadelphia, Pa. Graduate student, University of Chicago. Anthropology.* Christian-Moro relations in the Philippines. The Philippines. Ten months additional to present Fellowship.
- Inez Metzl** *New York, N. Y. Student, India School of Music. Dance.* Indian dance. India. One year.
- Russell L. Moran** *Berkeley, Calif. Graduate student, Cornell University. Economics.* Philippine trade policies and practices. The Philippines. Fifteen months.
- Richard Morse** *Hanover, N. H. Graduate student, Harvard University. Economics.* Industrial organization and production economics in South Asia. Harvard University. One year.
- James N. Mosel** *Alexandria, Va. Associate Professor, George Washington University. Psychology.* Psychological study of Thai urban society. Thailand. One year.
- Thomas Naff** *Berkeley, Calif. Graduate student, University of California (Berkeley). History.* Near Eastern history and languages. School of Oriental and African Studies, London. One year.
- James H. K. Norton** *Vineyard Haven, Mass. Graduate student, Oxford University. Philosophy.* The philosophy of Ramanuja. India. One year.
- Martin Orans** *Chicago, Ill. Graduate student, University of Chicago. Anthropology.* Cultural effects of Indian industrialization. India. Ten months additional to present Fellowship.
- Glenn D. Paige** *East Rochester, N. H. Graduate student, Harvard University. Political science.* Political science and Korean language. Northwestern University. One year additional to present Fellowship.
- Garland W. Paschall** *Seattle, Wash. Graduate student, University of Washington. History.* History of Meiji restoration. Japan. One year.
- Hugh T. Patrick** *Rock Hill, S. C. Graduate student, University of Michigan. Economics.* Japanese economy, and language training. Japan. One year.
- Francis E. Peters** *New York, N. Y. Graduate student, Princeton University. Philosophy.* Exchange between Christianity and Islam in Byzantine-Muslim Syria. Princeton University. One year.
- David E. Pfanner** *New York, N. Y. Graduate student, Cornell University. Sociology.* Anthropology and sociology with emphasis on Southeast Asia. Cornell University. One year additional to present Fellowship.
- Herbert P. Phillips** *Ithaca, N. Y. Graduate student, Cornell University. Anthropology.* Values and personality of Thai villagers. Thailand. One year additional to present Fellowship.
- Robert Pickus** *Chicago, Ill. Graduate student, University of Chicago. Political science.* Gandhian thought and politics. University of Chicago and University of California (Berkeley). One year.
- Anna M. Pikelis** *West Haven, Conn. Graduate student, University of Chicago. Anthropology.* Khasi kinship and religion. India. Eighteen months.
- David E. Pingree** *Andover, Mass. Graduate student, Harvard University. Classics.* Cultural contacts of India with the West. India. One year.
- Klaus H. Pringsheim** *New York, N. Y. Graduate student, Columbia University. Government.* East Asian regional studies. Columbia University. One year additional to present Fellowship.

- Malcolm N. Quint** *New Preston, Conn. Communications.* Study of an Iraqi village. Iraq. Nine months additional to present Fellowship.
- Ann B. Rasmussen** *Aberdeen, Md. Graduate student, Columbia University. Economics.* Manchurian economic development. Japan. Eight months additional to present Fellowship.
- Richard W. Reinhardt** *San Francisco, Calif. Reporter, San Francisco Chronicle. Journalism.* Near Eastern area studies and Turkish language training. Princeton University. One year.
- Paul E. A. Romeril** *Vancouver, B. C. Undergraduate, University of British Columbia. Area studies.* Near Eastern area studies and Turkish language. McGill University. One year.
- Leo E. Rose** *Berkeley, Calif. Graduate student, University of California (Berkeley). Political science.* History of Nepal. Nepal, India, France and England. One year additional to present Fellowship.
- Marleigh M. Ryan** *New York, N. Y. Graduate student, Columbia University. Literature.* Modern Japanese literature. Japan. One year.
- Deena R. Schorr** *Newark, N. J. Graduate student, Radcliffe College. History.* Modern Turkish history and Turkish language. School of Oriental and African Studies, London. Nine months.
- Irwin J. Schulman** *New York, N. Y. Graduate student, Columbia University. International relations.* Chinese diplomatic history and Japanese language. Harvard University and Columbia University. One year.
- Stanford J. Shaw** *Houston, Tex. Graduate student, Princeton University. History.* Structure of the Egyptian government in the Ottoman Empire. Italy, Austria and England. Three months additional to present Fellowship.
- James R. Shuster** *Philadelphia, Pa. Graduate student, Princeton University. Sociology.* Sociology with emphasis on North Africa, and Arabic language. Princeton University. One year additional to present Fellowship.
- Dwight J. Simpson** *Williamstown, Mass. Assistant Professor, Williams College. Political science.* Political science and Turkish language. Turkey. One year.
- Philip Singer** *New York, N. Y. Graduate student, Syracuse University. Anthropology.* Anthropology with emphasis on India. Syracuse University. Nine months.
- John R. W. Smail** *Harrisburg, Pa. Graduate student, Cornell University. History.* Southeast Asian regional studies. Cornell University. One year.
- Harry Daniel Smith** *Maumee, Ohio. Graduate student, Yale University. Religion.* History, literature and architecture of South Indian Vaisnavism. India. One year.
- E. Joan Smythe** *Lexington, Ky. Graduate student, Radcliffe College. History.* Chinese history and language, and Japanese language. Radcliffe College. One year.
- Catherine Stevens** *Brookline, Mass. Graduate student, Yale University. Literature.* Chinese poetry, drama, and music. Taiwan. One year.
- Robert D. Stevens** *North Andover, Mass. Assistant Professor, American University of Beirut. Economics.* Lebanese agricultural economics. Lebanon. One year.
- Robert B. Textor** *Springfield, Ohio. Graduate student, Cornell University. Anthropology.* Social functions of a rural Thai Buddhist temple. Thailand. Ten months additional to present Fellowship.
- Jean M. Touchette** *Ottawa, Ont. Assistant Professor, University College of Addis Ababa. History.* Middle Eastern regional studies. Harvard University. One year.

**Irene T. (Mrs. Millidge P.) Walker** Berkeley, Calif. *Research political scientist, Modern India Project, University of California (Berkeley). Political science.* Intermediate levels of government in Indonesia. Indonesia. Eighteen months.

**Millidge P. Walker** Berkeley, Calif. *Graduate student, University of California (Berkeley). Political science.* Intermediate levels of government in Indonesia. Indonesia. Eighteen months.

**George H. Weightman** Union City, N. J. *Graduate student, Cornell University. Sociology.* Overseas Chinese community. The Philippines and Southeast Asia. Two months additional to present Fellowship.

**Alex Weingrod** Minneapolis, Minn. *Instructor, University of Minnesota. Anthropology.* Cultural change in Israeli villages. Israel. One year.

**Richard S. Wheeler** San Diego, Calif. *Graduate student, University of California (Berkeley). Political science.* Pakistani history and Urdu language. School of Oriental and African Studies, London. One year.

**David A. Wilson** Ithaca, N. Y. *Graduate student, Cornell University. Government.* Political institutions in Thailand. Thailand. Six months additional to present Fellowship.

**Stanley A. Wolpert** Jackson Heights, N. Y. *Graduate student, University of Pennsylvania. History.* Social and political philosophies of Tilak and Gokhale. India and England. One year.

**Ernest P. Young** Manchester, N. H. *Graduate student, Harvard University. History.* Far Eastern history and Russian language. Harvard University. One year.

**Lucien I. Zamorski** Moline, Ill. *Linguistics.* Language and folklore of the Moluccan Islands. United States. One year additional to present Fellowship.

## SOVIET UNION AND EASTERN EUROPE

**Vladimir V. Almendinger, Jr.** Huntington Park, Calif. *Graduate student, Harvard University. Government.* Russian regional studies. Harvard University. Nine months.

**A. Brooke Aronson** New York, N. Y. *Undergraduate, Smith College. History.* Russian regional studies. Radcliffe College. Nine months.

**Jeremy R. Azrael** Baltimore, Md. *Graduate student, Harvard University. Government.* Russian regional studies. Harvard University. Nine months additional to present Fellowship.

**Seymour Becker** Rochester, N. Y. *Graduate student, Harvard University. History.* Russian regional studies. Harvard University. One year additional to present Fellowship.

**William L. Blackwell** Jersey City, N. J. *Graduate student, Princeton University. History.* Russian area studies. Columbia University. One year.

**Daniel R. Brower** Western Springs, Ill. *Undergraduate, Carleton College. History.* Russian area studies. Columbia University. One year.

**Barbara R. Budin** New York, N. Y. *Undergraduate, Barnard College. International relations.* Russian regional studies. Radcliffe College. One year.

**Walter C. Clemens, Jr.** Cincinnati, Ohio. *Graduate student, Columbia University. International relations.* Russian area studies. Columbia University. Nine months additional to present Fellowship.

**Charles A. Cooper** Cambridge, Mass. *Graduate student, Massachusetts Institute of Technology. Economics.* Russian regional studies. Harvard University. One year.

**Melvin Croan** Dorchester, Mass. *Graduate student, Harvard University. Government.* Soviet and East European area studies. Harvard University and Library of Congress. Nine months.

- John A. De Luca** *Los Angeles, Calif. Graduate student, Harvard University. International relations. Russian regional studies. Harvard University. Nine months.*
- Richard J. Dethmers** *St. Paul, Minn. Undergraduate, Macalester College. Government. Russian area studies. Columbia University. Nine months.*
- Carol Kirsch Dietz** *Cambridge, Mass. Graduate student, Radcliffe College. Literature. Russian regional studies. Radcliffe College. Eleven months.*
- Margaret M. Donovan** *Cudahy, Wis. Graduate student, University of Wisconsin. History. Russian area studies. Columbia University. One year.*
- John M. Francis** *New Haven, Conn. Undergraduate, Yale University. Area studies. Russian area studies. Harvard University. Nine months.*
- Alan P. Gartner** *New York, N. Y. Graduate student, Harvard University. History. Russian regional studies. Harvard University. Nine months additional to present Fellowship.*
- George Ginsburgs** *Los Angeles, Calif. Graduate student, University of California (Los Angeles). International law. Russian area studies. Columbia University. Nine months.*
- Richard Greenbaum** *New York, N. Y. Graduate student, Harvard University. Sociology. Sociology with emphasis on the Soviet Union. Harvard University. Nine months additional to present Fellowship.*
- John H. Hodgson, III** *Larchmont, N. Y. Graduate student, Harvard University. Government. Russian regional studies. Harvard University. Nine months additional to present Fellowship.*
- Joseph J. Hodorawis** *Simpson, Pa. Graduate student, Columbia University. International relations. Russian area and Japanese language studies. Columbia University. One year additional to present Fellowship.*
- Charles H. Holbrow** *South Lincoln, Mass. Graduate student, Columbia University. History. Russian area studies with emphasis on Soviet-American relations. Columbia University. Eleven months additional to present Fellowship.*
- Josephine A. Hopkins** *Pittsburgh, Pa. Graduate student, Radcliffe College. Government. Russian regional studies. Radcliffe College. One year additional to present Fellowship.*
- Walter D. Jacobs** *Houston, Tex. East European Exchange Specialist, Library of Congress. International relations. Russian and East European area studies. Columbia University. Nine months.*
- Michael Jaworskyj** *Baltimore, Md. Graduate student, Johns Hopkins University. Political science. Soviet critique of Western legal philosophy. Johns Hopkins University and Library of Congress. Seven months additional to present Fellowship.*
- Richard W. Judy** *Montrose, Kansas. Graduate student, Harvard University. Economics. Soviet economics. Harvard University. One year additional to present Fellowship.*
- Edward L. Keenan** *Orchard Park, N. Y. Undergraduate, Harvard University. Area studies. Russian regional studies. Harvard University. Nine months.*
- Leonard J. Kirsch** *Pittsburgh, Pa. Graduate student, Harvard University. Economics. Russian regional studies. Harvard University. One year additional to present Fellowship.*
- Stanley D. Krebs** *Bellevue, Wash. Graduate student, University of Washington. Musicology. Russian area studies and Soviet music. University of Washington and Library of Congress. One year.*
- Magnus J. Krynski** *Jamaica, N. Y. Graduate student, Columbia University. Literature. East European area studies, with emphasis on Soviet-Polish literary relations. Columbia University. One year.*
- Theodore Lehmann** *New York, N. Y. Specialist, U. S. Army. International relations. Russian area studies. Columbia University. Nine months.*

- Warren Lerner** *Dorchester, Mass. Graduate student, Columbia University. History.* Political philosophy of Karl Radek. Columbia University. One year.
- Michael M. Luther** *New York, N. Y. Graduate student, Columbia University. History.* National communism in the Soviet Ukraine, 1921-1932. New York and Washington, D.C. One year additional to present Fellowship.
- Robert A. Maguire** *Columbus, Ohio. Graduate student, Columbia University. Literature.* Soviet literature. Columbia University. One year.
- George J. Mason** *Los Angeles, Calif. Graduate student, Columbia University. Government.* Russian area and Armenian language studies. Columbia University. One year.
- Jack Minkoff** *Cleveland, Ohio. Junior High School teacher, Willoughby-Eastlake City School District, Ohio. Economics.* Social insurance system of the Soviet Union. Columbia University. One year.
- John M. Montias** *New York, N. Y. Graduate student, Columbia University. Economics.* Prices and costs in the postwar Polish economy. Columbia University. One year additional to present Fellowship.
- Edwin B. Morrell** *Salt Lake City, Utah. Graduate student, Harvard University. International relations.* Russian regional studies. Harvard University. One year additional to present Fellowship.
- Charles A. Moser** *Knoxville, Tenn. Graduate student, Columbia University. Literature.* Russian area studies. Columbia University. Nine months.
- Elinor A. Murray** *New York, N. Y. Graduate student, Columbia University. History.* East European area studies. Columbia University. Eleven months.
- Richard B. Myer** *Staten Island, N. Y. Graduate student, Columbia University. Government.* Soviet government and political theory. Columbia University. One year additional to present Fellowship.
- Jack R. Perry** *Atlanta, Ga. Graduate student, Columbia University. International relations.* Russian area studies. Columbia University. Nine months.
- Dale L. Plank** *Snohomish, Wash. Graduate student, University of Washington. Literature.* Russian area studies. University of Washington. Nine months.
- Thomas M. Poulsen** *Portland, Ore. Graduate student, University of Wisconsin. Geography.* Russian regional studies. Harvard University. One year.
- Nathan Rosen** *Brooklyn, N. Y. Graduate student, Columbia University. Literature.* Study of Leonid Leonov, Soviet playwright and novelist. Columbia University. Nine months.
- Burton Rubin** *New York, N. Y. Graduate student, Columbia University. Literature.* G. V. Plekhanov and Russian Marxist literary criticism. Columbia University. Eight months.
- Norman E. Saul** *La Fontaine, Ind. Lieutenant, U.S. Army. History.* Russian area studies. Columbia University. Nine months.
- Alfred E. Senn** *Bala-Cynwyd, Pa. Graduate student, Columbia University. History.* Lithuanian foreign relations, 1918-1920. Europe. Three months additional to present Fellowship.
- Lawrence F. Silverman** *Knoxville, Tenn. Instructor, University of Tennessee. History.* Study of Nikolai Bukharin. Harvard University. Ten months.
- George J. Staller** *Ithaca, N. Y. Graduate student, Cornell University. Economics.* Postwar Czech economy. Harvard University and Library of Congress. Fifteen months.
- Stephen Stamatopoulos** *Lynn, Mass. Graduate student, Harvard University. History.* American-Russian diplomatic relations, 1912-1920. Stanford University. One month additional to present Fellowship.



**Roger D. Young** *Roanoke, Va. Undergraduate, Randolph-Macon College. Government.* Russian area studies. Columbia University. One year.

## AFRICA

**Ethel M. Albert** *Baldwin, N. Y. Philosophy.* Beliefs, laws, and values of nonliterate peoples. Ruanda, Urundi. Six months additional to present Fellowship.

**Elliot J. Berg** *Boston, Mass. Graduate student, Harvard University. Economics.* Allocation of labor resources in regional labor markets. Europe, French West Africa and Ghana. One year.

**Fred C. Burke** *Princeton, N. J. Graduate student, Princeton University. Political science.* Local government in Uganda. England and Uganda. Four months additional to present Fellowship.

**Francis P. Conant** *New York, N. Y. Lecturer and graduate student, Columbia University. Anthropology.* Islamization in a community in northern Nigeria. England and Nigeria. Eighteen months.

**Peter J. Duignan** *Stanford, Calif. Instructor and graduate student, Stanford University. History.* African studies, with emphasis on sociology and anthropology. Northwestern University, Boston University and the Central African Federation. Eighteen months.

**James W. Fernandez** *Mill Valley, Calif. Graduate Fellow, Northwestern University. Anthropology.* Culture change in Spanish Guinea. Spanish Guinea. Eighteen months.

**Harold C. Fleming** *New Haven, Conn. Graduate student, Yale University. Anthropology.* Socio-cultural change in Ethiopia. Ethiopia. Fifteen months.

**Thomas M. Franck** *Lincoln, Neb. Assistant Professor, University of Nebraska College of Law. Comparative constitutional law.* Multi-racial partnership in the Federation of Rhodesia and Nyasaland. The Central African Federation. Six months.

**Esther N. Goody** *Ann Arbor, Mich. Graduate student, University of Cambridge. Anthropology.* The peoples of Central Gonja in Ghana. Ghana. Six months additional to present Fellowship.

**Harry L. Heintzen** *New Orleans, La. Carnegie Foreign Correspondent Fellowship holder. Political science.* The spread of Islam in West Africa. Boston University, England, France and French West Africa. Sixteen months.

**John A. Holsen** *Chicago, Ill. Supervisor, Pure Oil Company, Chicago, and graduate student, University of Chicago. Economics.* The economy of Angola. Lisbon and Angola. Nine months.

**C. H. Walter Howe** *Weehawken, N. J. Graduate student, Boston University. Political science.* Political value-beliefs and political behavior in Uganda. Uganda. One year additional to present Fellowship.

**Igor Kopytoff** *Skokie, Ill. Graduate student, Northwestern University. Anthropology.* Ethnographic study of the Basuku of Angola and the Belgian Congo, with emphasis on religion and social organization. Europe, Angola and the Belgian Congo. Eighteen months.

**Nancy B. Leis** *Walden, N. Y. Graduate student and Teaching Assistant, Northwestern University. Anthropology.* Social position of women in a southeastern Nigerian tribe. England and Nigeria. Eighteen months.

**Philip E. Leis** *Walden, N. Y. Graduate student and Teaching Assistant, Northwestern University. Anthropology.* Educational methods in a southeastern Nigerian tribe. England and Nigeria. Eighteen months.

**Robert A. LeVine** *Long Island City, N. Y. Graduate student, Harvard University. Social anthropology. Child rearing in Kenya tribes. Kenya. Two months additional to present Fellowship.*

**Norman W. Mosher** *Belfast, Me. Graduate student, Tufts University. Economics. Methods of public capital formation in Ghana and Nigeria. Ghana, Nigeria and England. Ten months additional to present Fellowship.*

**Laurence Salomon** *Bronx, N. Y. African Research and Studies Program Fellow, Boston University. History. Immigration to the Union of South Africa. Several institutions in the United States and the Union of South Africa. Eighteen months.*

**Roy Sieber** *Iowa City, Iowa. Instructor and graduate student, State University of Iowa. Art history. Anthropology, primitive African art and sculpture. Northwestern University, Europe and Nigeria. Fifteen months.*

**Richard L. Sklar** *Brooklyn, N. Y. Graduate student, Princeton University. Political science. A political party system in the Federation of Nigeria. Nigeria. One year.*

**Hugh H. Smythe** *New York, N. Y. Instructor, Brooklyn College. Sociology. The Nigerian African elite. Nigeria. One year.*

**Benjamin E. Thomas** *Los Angeles, Calif. Associate Professor, University of California (Los Angeles). Geography. The geography of transportation, urban growth and land utilization in Kenya. Kenya. Eight months.*

# International Relations Training Fellowships

*Following are the eleven recipients of International Relations Training Fellowships awarded during fiscal 1957. After the name of each Fellow are his place of permanent address, position at the time of application, academic field, subject and place of study, and the length of time covered by the award.*

**Russell H. Bastert** *Williamstown, Mass. Assistant Professor, Williams College. History. Economics and aspects of international trade. University of California (Berkeley) and Washington, D. C. One year.*

**Samuel I. Clark** *South Haven, Mich. Associate Professor, Western Michigan College. Political science. Indian political and social philosophy. Bombay and Benares, India. Eleven months.*

**Carey B. Joynt** *Bethlehem, Pa. Associate Professor, Lehigh University. International relations. Sociology, anthropology and social psychology. Harvard University. Nine months.*

**James N. Murray, Jr.** *Iowa City, Iowa. Assistant Professor, State University of Iowa. Political science. Sociology and anthropology. Columbia University. One year.*

**Eugene E. Pfaff** *Greensboro, N. C. Professor, Woman's College of the University of North Carolina. History. International relations. Columbia University, United Nations. Nine months.*

**Channing B. Richardson** *Clinton, N. Y. Associate Professor, Hamilton College. Political science. African studies and research on economic problems of Central African Federation. University College of Rhodesia and Nyasaland. One year.*

**Alek A. Rozental** *St. Louis, Mo. Assistant Professor, St. Louis University. Economics. International relations. London School of Economics and the School of Slavonic and East European Studies. One year.*

**Joel D. Singer** *Merrick, N. Y. Instructor, Vassar College. International relations. Social psychology. Harvard University. Nine months.*

**James F. Tierney** *Hanover, N. H. Assistant Professor, Dartmouth College. Political science. International relations. Institute of Commonwealth Studies, University of London. One year.*

**Karl M. Von Vorys** *Washington, D. C. Assistant Professor, University of South Dakota. International relations. Economics and international trade. Harvard University. One year.*

**John P. Windmuller** *Ithaca, N. Y. Associate Professor, head of the Institute of International Industrial and Labor Relations, Cornell University. Labor relations. International relations. University of Geneva and International Labor Organization. Ten months.*

# Economic Development and Business Administration Fellowships

*Following are the recipients of the three types of Fellowships in Business Administration and Economics awarded during fiscal 1957. Below the name of each Fellow are listed his place of residence and place of study.*

## **PREDOCTORAL**

*For the pursuit of doctoral work by outstanding candidates for the Master of Business Administration degree or by recent recipients of the degree.*

<b>Donald K. Abe</b> <i>Van Nuys, Calif.</i> University of California (Berkeley)	<b>Jack L. Cross</b> <i>Columbus, Ohio</i> Ohio State University	<b>Raymond A. Glazier</b> <i>New York, N. Y.</i> Columbia University
<b>Richard E. Benedick</b> <i>New York, N. Y.</i> Harvard University	<b>Alfred G. Dale</b> <i>Austin, Tex.</i> University of Texas	<b>Thomas A. Graves</b> <i>Wellesley, Mass.</i> Harvard University
<b>Thomas L. Berg</b> <i>Faribault, Minn.</i> Columbia University	<b>Gordon B. Davis</b> <i>Idaho Falls, Idaho</i> Stanford University	<b>Jurgen H. Greif</b> <i>Chicago, Ill.</i> University of Chicago
<b>James B. Bower</b> <i>Madison, Wis.</i> University of Wisconsin	<b>Lynn E. Dellenbarger</b> <i>Daytona Beach, Fla.</i> University of Florida	<b>William D. Guth</b> <i>St. Louis, Mo.</i> Harvard University
<b>Richard S. Bower</b> <i>Alfred, N. Y.</i> Cornell University	<b>James F. Engel</b> <i>Des Moines, Iowa</i> University of Illinois	<b>Charles H. Hindersman</b> <i>Oxford, Ohio</i> Indiana University
<b>Roger L. Burford</b> <i>Independence, Miss.</i> University of Mississippi	<b>Harry F. Evarts</b> <i>Middletown, Ohio</i> Harvard University	<b>William Huizingh</b> <i>Denver, Colo.</i> University of Michigan
<b>Donald R. Byrne</b> <i>Detroit, Mich.</i> University of Michigan	<b>Paul F. Fagan</b> <i>Tarrytown, N. Y.</i> Columbia University	<b>Harold W. Jasper</b> <i>Oxford, Ohio</i> University of Illinois
<b>Albert H. Clark</b> <i>Smithville, Ga.</i> University of Pennsylvania	<b>Ralph E. Farmer</b> <i>Mount Berry, Ga.</i> University of North Carolina	<b>Soren K. Jensen, Jr.</b> <i>Wichita, Kan.</i> Harvard University
<b>Edwin W. Crooks, Jr.</b> <i>Cleveland, Ohio</i> Indiana University	<b>George S. Gamble</b> <i>Indianapolis, Ind.</i> Harvard University	<b>Easo John</b> <i>New Delhi, India</i> Northwestern University

**Robert L. Karg**  
*Pittsburgh, Pa.*  
University of Pittsburgh

**David B. Kassing**  
*Port Edwards, Wis.*  
University of Chicago

**Harry R. Knudson**  
*River Forest, Ill.*  
Harvard University

**David E. Lund**  
*Madison, Wis.*  
University of Wisconsin

**Richard M. Lynch**  
*Milwaukee, Wis.*  
Harvard University

**Robert A. Lynn**  
*Maryville, Tenn.*  
University of Illinois

**Frederick E. May**  
*Ann Arbor, Mich.*  
University of Michigan

**Paul T. McElhiney**  
*Los Angeles, Calif.*  
University of California  
(Los Angeles)

**Richard W. Molten**  
*Chapel Hill, N. C.*  
University of North Carolina

**David Moment**  
*Arlington, Mass.*  
Harvard University

**Melvin S. Moyer**  
*New York, N. Y.*  
Columbia University

**Claron Nelson**  
*Salt Lake City, Utah*  
Massachusetts Institute  
of Technology

**William L. Paul**  
*Oakland, Calif.*  
University of California (Berkeley)

**Jerry B. Poe**  
*Mountain Grove, Mo.*  
Harvard University

**Thomas J. Schillo**  
*Tonawanda, N. Y.*  
Harvard University

**Philip C. Shaak**  
*Manasquan, N. J.*  
Harvard University

**Irving D. Shapiro**  
*New York, N. Y.*  
Columbia University

**Earl A. Spiller, Jr.**  
*Kenmore, N. Y.*  
University of Michigan

**Curtis H. Stanley**  
*Burlington, N. C.*  
University of Michigan

**Melvin J. Steckler**  
*Seattle, Wash.*  
Harvard University

**Bryce D. Stone, Jr.**  
*Knoxville, Tenn.*  
University of Tennessee

**Arthur N. Turner**  
*New Haven, Conn.*  
Cornell University

**Leon P. Ullensvang**  
*Amboy, Ill.*  
Northwestern University

**Roger B. Ulvestad**  
*Seattle, Wash.*  
Harvard University

**Richard E. Vosburgh**  
*Bloomington, Ind.*  
Indiana University

**Kenneth J. Weller**  
*Ann Arbor, Mich.*  
University of Michigan

**John D. Wells**  
*Austin, Tex.*  
University of Texas

**Rudolph A. White**  
*Birmingham, Ala.*  
University of Alabama

**Raymond E. Willis, Jr.**  
*Medford, Mass.*  
Massachusetts Institute  
of Technology

**Joseph A. Wiseman**  
*New Rochelle, N. Y.*  
New York University

## DOCTORAL

*To permit graduate students in Economics and Business Administration  
to devote a full year to the writing of their dissertations*

**Yossef Attiyeh**  
*Chicago, Ill.*  
University of Chicago

**Gilles Beausoleil**  
*Boston, Mass.*  
Massachusetts Institute  
of Technology

**James R. Bentley**  
*Pocatello, Idaho*  
University of Washington

**James B. Boulden**  
*Carbondale, Ill.*  
Indiana University

**William G. Bowen**  
*Princeton, N. J.*  
Princeton University

**Stanley E. Boyle**  
*Madison, Wis.*  
University of Wisconsin

**Richard G. Davis**  
*Great Neck, N. Y.*  
Princeton University

**Harold Demsetz**  
*Chicago, Ill.*  
Northwestern University

**William S. Devino**  
*East Lansing, Mich.*  
Michigan State University

**Franklin B. Evans, Jr.**  
*La Grange, Ill.*  
University of Chicago

**Joseph H. Foegen**  
*Madison, Wis.*  
University of Wisconsin

**John A. Galbraith**  
*Montreal, Que.*  
McGill University

**William R. Gardner**  
*Bloomington, Ind.*  
Indiana University

**Jack D. Guenther**  
*Cambridge, Mass.*  
Harvard University

**John Haldi**  
*Palo Alto, Calif.*  
Stanford University

**Erich A. Helfert**  
*Boston, Mass.*  
Harvard University

**Franklin P. Howard**  
*New Britain, Conn.*  
University of Virginia

**Dale W. Jorgenson**  
*Helena, Mont.*  
Harvard University

**Milton Z. Kafoglis**  
*Worthington, Ohio*  
Ohio State University

**Susumu Koizumi**  
*Ann Arbor, Mich.*  
University of Michigan

**Anne L. Krueger**  
*Madison, Wis.*  
University of Wisconsin

**Albert M. Levenson**  
*Brooklyn, N. Y.*  
Columbia University

**Dudley G. Lockett**  
*Austin, Tex.*  
University of Texas

**Richard L. Pfister**  
*Cambridge, Mass.*  
Massachusetts Institute  
of Technology

**Vincent J. Roggeveen**  
*Cambridge, Mass.*  
Harvard University

**Herman G. Roseman**  
*Philadelphia, Pa.*  
University of Pennsylvania

**Julius Rubin**  
*New York, N. Y.*  
Columbia University

**Fred S. Silander**  
*Ithaca, N. Y.*  
Cornell University

**Robert L. Slighton**  
*Richmond Heights, Mo.*  
Johns Hopkins University

**Gloria P. Smythe**  
*New York, N. Y.*  
Columbia University

**Robert M. Stern**  
*New York, N. Y.*  
Columbia University

**Kenneth T. Strand**  
*Tieton, Wash.*  
University of Wisconsin

**Kornelis J. Walraven**  
*Syracuse, N. Y.*  
Syracuse University

**John W. Winder**  
*Chicago, Ill.*  
University of Chicago

**Ronald J. Wonnacott**  
*Cambridge, Mass.*  
Harvard University

## FACULTY RESEARCH

*To support research in Economics and Business Administration  
by members of university faculties.*

**Kenneth J. Arrow**  
*Menlo Park, Calif.*  
Stanford University

**John Atlee**  
*Monroeville, Pa.*  
University of Pittsburgh

**Harold Barger**  
*New York, N. Y.*  
Columbia University

**Oswald H. Brownlee**  
*Minneapolis, Minn.*  
University of Minnesota

**Karl Brunner**  
*Los Angeles, Calif.*  
University of California  
(Los Angeles)

**Ronald H. Coase**  
*Buffalo, N. Y.*  
University of Buffalo

**Ralph K. Davidson**

*West Lafayette, Ind.*  
Purdue University

**Robert Dorfman**

*Cambridge, Mass.*  
Harvard University

**James S. Earley**

*Madison, Wis.*  
University of Wisconsin

**Merrill M. Gaffney**

*Raleigh, N. C.*  
North Carolina State College

**Morris E. Garnsey**

*Boulder, Colo.*  
University of Colorado

**Milton S. Heath**

*Chapel Hill, N. C.*  
University of North Carolina

**Edward S. Herman**

*Lemont, Pa.*  
Pennsylvania State University

**Franklyn D. Holzman**

*Seattle, Wash.*  
University of Washington

**Elizabeth E. Hoyt**

*Ames, Iowa*  
Iowa State College

**Fritz Machlup**

*Baltimore, Md.*  
Johns Hopkins University

**C. Ward Macy**

*Eugene, Ore.*  
University of Oregon

**James W. McKie**

*Nashville, Tenn.*  
Vanderbilt University

**J. Carter Murphy**

*St. Louis, Mo.*  
Washington University

**John Neter**

*Minneapolis, Minn.*  
University of Minnesota

**John B. Parrish**

*Urbana, Ill.*  
University of Illinois

**Margaret G. Reid**

*Chicago, Ill.*  
University of Chicago

**Dwight E. Robinson**

*Seattle, Wash.*  
University of Washington

**Thomas C. Schelling**

*New Haven, Conn.*  
Yale University

**Karl de Schweinitz**

*Evanston, Ill.*  
Northwestern University

**Arthur Schweitzer**

*Bloomington, Ind.*  
Indiana University

**Eli Shapiro**

*Newton Centre, Mass.*  
Massachusetts Institute  
of Technology

**Herbert A. Simon**

*Pittsburgh, Pa.*  
Carnegie Institute of Technology

**Caleb A. Smith**

*West Barrington, R. I.*  
Brown University

**Joseph J. Spengler**

*Durham, N. C.*  
Duke University

**Paul J. Strayer**

*Princeton, N. J.*  
Princeton University

**John C. Weldon**

*Montreal West, Que.*  
McGill University

**Charles R. Whittlesey**

*Wallingford, Pa.*  
University of Pennsylvania

# Research in the Behavioral Sciences

## **BASIC RESEARCH GRANTS**

*The following institutions received grants for basic research  
in the behavioral sciences by the individuals listed, over a five-year period:*

### **University of California (Berkeley)**

Frank Barron  
Harrison Gough  
Seymour M. Lipset

### **University of Chicago**

James Coleman  
Fred Eggen  
Leonard Savage

### **Columbia University**

Joseph Greenberg  
William McPhee  
Robert Merton

### **University of Geneva**

Jean Piaget

### **Harvard University**

Jerome Bruner  
Clyde Kluckhohn  
George Miller  
C. Frederick Mosteller  
B. F. Skinner

### **Institute of Living, Hartford**

Karl Pribram

### **University of Michigan**

James Olds

### **University of Minnesota**

Gardner Lindzey

### **Stanford University**

Leon Festinger

### **Swarthmore College**

Solomon Asch

### **University of Wisconsin**

Harry Harlow

### **Yale University**

Carl Hovland



## **GRANTS-IN-AID**

*Following are the recipients of grants-in-aid for behavioral science research during fiscal 1957. The grantees are listed under the institutions with which they are affiliated.*

### **Barnwood House Hospital**

W. Ross Ashby

### **University of California**

Daniel E. Berlyne

Lloyd Fallers

Walter Goldschmidt

S. M. Lipset

David Schneider

Philip Selznick

Robert C. Tryon

### **Cornell University**

Lauriston Sharp

### **Duke University**

E. E. Jones

### **Harvard University**

Robert Bellah

Roger W. Brown

Alex Inkeles

C. Frederick Mosteller

Evon Z. Vogt

### **Indiana University**

W. K. Estes

### **State University of Iowa**

Kenneth Spence

### **University of Manchester**

Max Gluckman

### **Max Planck Institute**

Konrad Lorenz

### **University of Michigan**

David F. Aberle

James Olds

### **University of Minnesota**

Theodore Kaplow

### **National Institute of Mental Health**

Herbert C. Kelman

### **New York School of Social Work**

Robert Bush

### **Oxford University**

N. Tinbergen

### **University of Pennsylvania**

Zellig Harris

### **Princeton University**

Wilbert E. Moore

### **Purdue University**

Norwood Hanson

### **Syracuse University**

Gardner Lindzey

### **University of Wisconsin**

H. F. Harlow

### **Yale University**

Frank Beach

Edward M. Bruner

John Dollard

Carl Hovland

Harold Lasswell

Neal Miller

George P. Murdock

DESIGN by *Armand J. Prusmack*

PRINTING by *Hillison & Etten Company, Chicago*