

The Ford Foundation is a private, nonprofit institution dedicated to the public well-being. It seeks to identify and contribute to the solution of problems of national or international importance. The Foundation works mainly by granting funds to institutions and organizations for experimental, demonstration, and developmental efforts that give promise of producing significant advances in various fields. Annual Report 1975

Occasionally, the Foundation itself administers projects. As an additional means of accomplishing program objectives, the Foundation in some instances makes grants to individuals whose professional talent or experience corresponds with its programs and activities. The Foundation was established in 1936 by Henry Ford and Edsel Ford and made grants largely to Michigan charitable and educational institutions until 1950, when it became a national organization. Including the fiscal year 1975,

the Foundation has made commitments totalling \$4.8 billion, including grants to 7,108 institutions and organizations. The recipients have been located in all fifty states, the District of Columbia, and various foreign countries, especially in less-developed areas.

□ A board of sixteen trustees determines Foundation policy. A professional staff evaluates grant applications, explores means and opportunities to stimulate advances in fields with which the Foundation is concerned, works with prospective grantees, and recommends proposals for approval by the president and the trustees. □ Applications for grants should set forth objectives and details of methods for carrying them out, the qualifications of the persons and institutions involved, and an estimated budget. The Foundation does not use grant-application forms.

Domestic applications and inquiries about how nominations or applications for grants to individuals may be made should be sent to the Secretary of the Foundation; applicants in foreign countries where the Foundation has an office should direct their proposals to the resident representative. □ Activities supported by the Foundation grants must be charitable, educational, or scientific under the appropriate provisions of the Internal Revenue Code and Regulations.

Because its funds are limited in relation to the great number of worthwhile proposals it receives, the Foundation limits its grants to efforts likely to have wide effect. It does not grant funds for purely personal or local needs, the routine operating costs of institutions, programs for which government support is readily available, nor, usually, the construction or maintenance of buildings. □ The Foundation is independent of other institutions, commercial and noncommercial.

Ford Foundation Annual Report

October 1, 1974 to September 30, 1975

The President's Review	v
Program Reviews	1
Public Policy and Social Organization	2
Education and Research	4
Resources and the Environment	14
National Affairs	17
Communications	28
The Arts	31
International Division	36
Financial Review	62
Bibliography	60
Staff	74
Index	76

Board of Trustees

Executive Committee

Alexander Heard, *Chairman*
McGeorge Bundy
William H. Donaldson
Kermit Gordon*
J. Irwin Miller
Patricia M. Wald
Charles E. Wyzanski, Jr.

Finance Committee

William H. Donaldson, *Chairman*
Andrew F. Brimmer
McGeorge Bundy
Kermit Gordon*
Alexander Heard
John H. Loudon†
Patricia M. Wald

Alexander Heard, *Chairman of the Board*
Chancellor, Vanderbilt University, Nashville, Tennessee

McGeorge Bundy, *President*

Andrew F. Brimmer
Thomas Henry Carroll Visiting Professor, Harvard University Graduate School of Business Administration, Boston, Massachusetts

Ralf Dahrendorf
Director, London School of Economics and Political Science, London, England

William H. Donaldson
Dean, School of Organization and Management, Yale University, New Haven, Connecticut

Hedley Donovan
Editor-in-Chief, Time Inc., New York, New York

James R. Ellis
Partner, Preston, Thorgrimson, Ellis, Holman & Fletcher, Seattle, Washington

Benson Ford
Vice President, Ford Motor Company, Dearborn, Michigan

Henry Ford II
Chairman of the Board, Ford Motor Company, Dearborn, Michigan

Kermit Gordon*
President, Brookings Institution, Washington, D.C.

Walter A. Haas, Jr.
Chairman of the Board, Levi Strauss & Co., San Francisco, California

Vivian W. Henderson**
President, Clark College, Atlanta, Georgia

Edwin H. Land***
Chairman, Chief Executive Officer, Director of Research, Polaroid Corporation, Cambridge, Massachusetts

John H. Loudon†
Chairman of the Board, Royal Dutch Petroleum Company, The Hague, The Netherlands

Robert S. McNamara
President, International Bank for Reconstruction and Development, Washington, D.C.

Dorothy N. Marshall
Commonwealth Professor, University of Massachusetts, Boston, Massachusetts

J. Irwin Miller
Chairman of the Board, Cummins Engine Company, Columbus, Indiana

Dr. Soedjatmoko
Jakarta, Indonesia

Patricia M. Wald
Attorney, Washington, D.C.

Charles E. Wyzanski, Jr.
Senior District Judge, United States District Court, Boston, Massachusetts

Executive Officers

McGeorge Bundy
President

David E. Bell
Executive Vice President

Howard R. Dressner
Secretary and General Counsel

Harold Howe II
Vice President

Roger G. Kennedy
Vice President

Marshall A. Robinson
Vice President

Mitchell Sviridoff
Vice President

Arthur D. Trottenberg
Vice President

Thomas H. Lenagh
Treasurer

*Resigned March 31, 1975

**Died January 28, 1976

***Resigned December 31, 1975

†Retired December 31, 1975

The President's Review

The last year has seen an unusual amount of attention to the world of philanthropy as a whole, and at least in connection with federal tax policy there will probably be continuing debate in 1976. The center of attention was the report of the Commission on Private Philanthropy and Public Needs—the Filer Report—more than two years in the making. The report has reminded us vividly that the field is so big and varied that it does not yield easily to generalization. Although philanthropic organizations (both those that give and those that receive in order that they may render service) have some things in common—they are not for profit, they are not partisan—they are enormously diverse. What each one is and does is a question for each to answer separately. The clarity of the answers varies. Hardly anyone wonders what a symphony orchestra does, and most people think they know what a church is. The role of colleges and universities is not as clear as it was once supposed to be, and there is a widening dialogue about the proper functions of hospitals in the national health system. Less-established philanthropic enterprises are called upon constantly to explain their varied purposes, and private foundations in particular turn out to have all sorts of different obligations.

Here the Ford Foundation is part of the problem, for as it is the largest grant-making philanthropy in the country, it is also the most complex. In 1975 alone, it made 600 grants to organizations, and 1,145 directly to individuals (indirectly it assisted innumerable other individuals); it also operated its own projects and shared in common undertakings with other private and public agencies. The accounting that is offered in the body of this report will help the specialized reader in each field, and it is intended to open the door to further inquiry from public authority, the press, and the general society. But we often hear, even from within our own ranks, questions that remind us how hard it can be to explain what we are doing and why.

So this year, by setting out a few broad classes of purpose and a few examples in each class, I want to try to give the interested general reader some feeling for what we think we are about. My specific examples are drawn from the grants of 1975, and as such they may serve to illustrate the line that we try to draw, in every case, in every year, from the specific grant to the values and purposes for which we stand. Readers who want more systematic accounts of particular choices we make are referred to my last three Reviews,

which discuss our overseas operations (1972), our relations to government (1973), and our basic fields of action under retrenchment (1974). And those who wish to know where we are active currently should ask for our pamphlet, *Current Interests of the Ford Foundation, 1976 and 1977*.

Working Against Evils

First, and most generally, there are some things we work against, simply because they are wrong in themselves. We are against discrimination on grounds of race and sex, for example, and that simple but sweeping conviction governs about half of all that we do in our domestic programs. Almost ten years ago our Trustees reached a formal and clear decision to place the cause of equal opportunity at the head of our domestic agenda, and they have held to that decision with a constancy that has not been shaken by any shift of political or philanthropic fashion.

In our efforts for equal opportunity we have made no institutional choice on such complex and debated issues as the question whether the concept is incomplete without a further commitment to some degree of equality of result. As an institution we are neither egalitarian nor meritocratic; we see both merit and equality as important values, but neither as an absolute. On such complex and inherently debatable questions we would think it unacceptable dogmatism for the nation's largest foundation to align itself on one side. We do not feel that way about the more general cause of equal opportunity. In working for that cause, and against all forms of racial or sexual discrimination, we believe we are working in a cause that is truly and clearly as American as the idea of fair play—because fair play is exactly what discrimination is not.

The ways and means of our work for equal opportunity are neither few nor simple. Our two largest current programs are the six-year, \$100 million effort for minority higher education (page 5) and our continuing support for Community Development Corporations (page 18). Each has a complex justification, one relating to the needs of black colleges and the advanced studies of gifted members of minority groups, and the other to the small but critical role of flexible private funds in reinforcing strong community leadership. And in each case—as in nearly all our work today—there is need for a thoroughly professional relation between our program staff and

those who receive and manage our grants. There is no way to overstate the importance of such professionalism in avoiding the sentimental notion that because a grant has a good purpose it will naturally have good results.

Nearer the edge of controversy, and thus perhaps more instructive, are the major grants we continue to make to civil rights organizations. It can be argued—and it once was in this foundation—that philanthropic support for litigation is an inappropriate choosing up of sides. But when we decided that there was only one right side to the question of equal opportunity, we soon came to the conclusion that support for the civil rights and legal defense activities of responsible and conscientious groups was a natural, indeed an inescapable, part of any comprehensive philanthropic strategy. The kinds of activities discussed at page 21 have recently been reviewed for us by Robert McKay, former dean of the New York University Law School. We share his belief that we should perhaps have entered this field sooner, but we are also encouraged by his view that our broad and comprehensive program of grants to outstanding organizations has helped to identify civil rights “as a unifying concept beyond particular categories of race, national origin, and sex.”

There are other evils against which we work. The evil of hunger and malnutrition is the target of our massive and many-stranded effort in international agriculture (page 36). We also support efforts against inert educational processes (page 4), ineffective systems of criminal justice (page 25), inequitable school finance (page 9), and the vicious circle that entraps so many of our most disadvantaged citizens (page 17).

All of these evils are even more complicated than discrimination, but they all relate to the simple idea of fair play. And all of them, and fair play itself, also relate to certain larger ideas. For us two of the most compelling are that there are large human possibilities in every man and woman, and that a good society is one that constantly seeks to enlarge those possibilities and to reform any social, legal, and institutional patterns that restrict them.

Enlarging Understanding

Second, much of our work is aimed at a better understanding of hard questions. Although we recognize subjective and emotional elements in the issues we address, we are rationalists in the sense that we think better

understanding can lead to better solutions. But hard problems, like those of the most disadvantaged, have shown that they are nothing if not stubborn, and their best remedies take time to develop. Therefore much of our work, even on evils whose existence is plain as day, is aimed at better understanding. Sometimes we seek such understanding by the support of trial demonstrations, like those described at page 17 and page 24; more often we give money for research. Our research concerns, while selective, are wide. We have a long record of support toward the better understanding of major foreign societies (page 41); of the nature of the arms race (page 56), ever-changing but always dangerous; of the international economy (page 55); of the many facets and effects of population growth (page 57), and of the almost infinitely complicated relation between man's environment and his use of natural resources (page 14).

We are not always unanimous among ourselves about the value of research; a proposal that is deeply compelling to some may look like an intellectual boondoggle to others. We do resist the conventional distinction between pure and applied research: how pure is $E = mc^2$? In some fields—reproductive science—we think we see a need for quite fundamental scientific inquiry. In others—the economics of the arts—we find not only a shortage of the most elementary information, but very little knowledge of how much in fact the public may be ready to pay for good performances (page 32). But in the main the research that we support is concerned, at one level or another, with the better understanding of problems where action is required. In that sense it is action-oriented.

We do have one invariant rule in all the research we support: it is the research institution or the individual investigator, *not* the Ford Foundation, that is responsible for the result. We are accountable, to ourselves and to others, for the choices we make among the hundreds of institutions and thousands of individuals who come to us with proposals. Occasionally we ourselves go in search of people to work on a problem we think critical and understudied. But this responsibility for choosing carries with it a parallel responsibility to keep our hands off the research itself.

Our judgment in selecting places and people to help has never been infallible, and it is entirely proper for foundation-watchers to check our choices for both fairness and quality. We find some comfort in the fact that

our noisier critics seem to come equally from the hard left and the hard right in politics, and equally from those who think we do too much research (usually activists) and those who think we do too little (usually scholars). If there is a particular style of criticism that I myself find more unpersuasive than another, it is the argument that more research is bad because it may have political results considered wrong by the critic. We encounter that argument from some businessmen when we study possible restraints on resource use, and we meet it among ardent opponents of nuclear energy when we support studies of that hard subject by people whose minds are still open. When interest groups anywhere announce their opposition to research, they may be bearing witness to the need for it.

The polarizing mentality, then, is not our preferred partner. While we ourselves, both in civil rights and in public interest law (pages 21 and 25), have supported people who choose sides and try cases, we support the people and the process, never the specific case—and we do so only after a careful and conscientious finding that there are legitimate interests, even highly important ones, that deserve a legal hearing they could not get without our help. I have explained our thinking about public interest law in greater detail in earlier reports (see especially, *President's Review*, 1970). This year it is time to draw attention to our growing interest in the mediation of conflict and the resolution of disputes (pages 15 and 22) and the narrowing of gaps of understanding, as in our conferences on news and the law (page 30). In some of these disputed issues the contests are not between right and wrong but between rights, and we hope that the parties will find that they have a shared interest in accommodation. Where our funds can help to that end, we will count it as one more way of giving effect to our general commitment to the enlargement of public understanding.

In enlarging the understanding of hard problems, we have a continuous concern for thickening the ranks of those who have such understanding. When we work on arms control, one of our hopes is to increase the number of those who can help understand its complexities. And a very large part of our work in developing countries has been concerned with helping talented and committed members of those societies deepen their own capacities for understanding and addressing the massive economic and social problems of their countries. Fellowship programs, training awards, and the development

of centers for advanced study (pages 36-56) are all part of this concern. A parallel concern has led us to make great efforts in training leaders for American public education (page 10).

The research strand in our work has a necessary connection with our commitment to free inquiry, and in countries whose politics are not those of liberal democracy this connection can come under strain. This last year was not a good one for political or intellectual liberty in a number of countries in which we have worked. The difficulty is not a new one, and we have a long record of help for victims of political repression—whether right or left. Last year's new case was that of refugees from Indochina (page 41). But this year we are reviewing all that we do in the light of a concern, among staff and Trustees alike, for finding new ways to strengthen the defense and support of elementary human rights. It is too soon to say just what we shall be able to do, but not too soon to say that in the worldwide effort to resist repression and inhumanity, and to assist freedom of inquiry and expression, we have a sustained record that we wish to uphold as new challenges appear. We cannot decide for any society how it shall be governed, nor can we insist, in our own imperfection, that some absolute standard of freedom be met by all with whom we associate. But we can and will hold to our own standards in deciding whether and how to work in places where basic rights of inquiry and expression are constrained. Sustained and general violation of human rights is one of the evils we have chosen to be against.

Compelling Ventures

Third, there are kinds of activity and kinds of institutions that we support out of a conviction, sometimes almost too deep for articulation, that they are good in themselves. Here the three most obvious examples are our concerns for the higher learning, for public broadcasting, and for the arts. In earlier years these interests have been larger, in financial terms, than they were in 1975 or will be in the tight years immediately ahead. Where once we could hope to have a direct effect, by making massive challenge grants, on the basic financial strength of selected colleges, universities, and symphony orchestras, or by being the largest single grant-maker in public broadcasting, we have for several years had to accept a more modest and auxiliary role. Yet we are

proud of what we have done to help artistic institutions by our recent innovation of cash reserve grants (page 31); we persist in trying to help in the search for ways and means to relieve the general financial crisis of higher education (page 7), and we are encouraged by the success and promise of our current ventures in public broadcasting (page 28).

Of the three fields here in question, the youngest and most uncertain has been public broadcasting. It may be strange to place it on a par with a set of institutions as grand—if strained—as those of American higher learning, or a field of effort as nearly absolute in its claims on man's hopes as the arts. But that is in fact how it has been for us. We have believed, in good years and in bad, that public broadcasting could become a durable force for enlightenment, artistic expression, and entertainment, in ways that could not be expected from any other institution. And our involvement in that belief has been comparable (\$312 million) to what we have dedicated to the higher learning (\$1.1 billion) and the arts (\$238 million). We have made many mistakes and false starts, but we have stayed with our belief, and this year our actions have been taken in a mood of growing optimism. Public broadcasting still does not enjoy the access to long-range public funding that it has so sorely needed, but its standing in Washington has never been higher. Meanwhile its public and corporate support have continued to grow, and its audiences have improved dramatically. The Public Broadcasting Service has provided critically important leadership to the system as a whole. One begins to believe that public broadcasting has prospects as bright as the best of our hopes. The principal determinant of its future will be public support, and that in turn will depend on the courage, the programming skill, and the professional integrity of its leadership.

Because we reviewed it with special care in 1975, let me speak also to our concern with the arts. We are not interested in the arts primarily because they are in financial trouble—though they are, and though our particular resources and skills in recent years have been applied largely to that part of the artistic scene. But nothing could more clearly illustrate the essentially instrumental role of our work. Offering technical assistance and making grants are *means*; the *end* is the strengthening of the arts as a great part of the human experience and the human possibility. We Americans are still at an early stage of learning how to support high art in a federal democracy, although giant steps have

been taken in Washington in the last decade. This Foundation has had no single program more amply justified by its use of skillful means to a high end.

The Role of Individuals

Finally, not only do we make grants to individuals and, in institutional grants, stay mindful of the individuals who will manage them, but in all our ways of work we too are individuals—individual program officers representing our institution or individual Trustees constituting a remarkably collegial Board.

It is right to offer thanks to all the kinds of individuals who constitute our wonderfully diverse world—to our Trustees, who are as firm in setting basic policy as they are spacious in their understanding of what a staff is for; to the thousands of men and women all over the world who put the Foundation's money to work and so determine its value; and to the hundreds of consultants and advisers, paid and unpaid, who are a broad and constant source of counsel and a scouting line against mistakes.

But what I would put first, for 1975, is the Foundation's own staff. The record from which I have been drawing was written, in essence, by the Foundation's staff, and written in a year of major cutbacks. The retrenchment I explained a year ago went forward all last year, and it continues. With a lift from the revival of the capital markets we are now a bit ahead of schedule on all fronts—reduction of expenditures, reduction of personnel, and reinforcement of our capital base. Against this stern backdrop the quality of the Foundation's staff has been more vivid to me than ever before. It is outstanding in its steady concern for excellence, fairness, humanity, and enterprise. It has earned the right to be counted high among the vital assets of this institution.

The 1975 fiscal year and the months since have taken an unusually heavy toll of present and former colleagues:

—Vivian W. Henderson, a Trustee since 1969, died at the age of fifty-two. He enriched our deliberations with wide and direct experience and deep insight into many of our major concerns—for higher education, for equal opportunity, and for the continuing effort to strike at the roots of poverty. We will miss his joyous good sense, his understanding of the politics of social

change, his insistence that we strike a balance between research and tangible action, and his concern for the human condition everywhere in the world.

—Paul G. Hoffman, who served as president of the Foundation from 1951 to 1953, died at the age of eighty-three. The zest, boldness, and generosity that had marked his work as a businessman and as administrator of the Marshall Plan gave his service to this foundation a special value that remains a stimulus to us twenty years later. After leaving the Foundation he remained a warm-hearted friend as he built the great nearby institution that is now the U.N. Development Programme.

—Henry T. Heald, who died at the age of seventy-one, served as president for nine years, 1956-1965. He gave firm and constructive direction to the management of our affairs and built confidence in the institution among its own staff, among its constituents, and in the public at large.

Through retirement and resignation, we lost the valued services of three Trustees. The retirement was that of John Loudon, our first Trustee from outside the United States, an authentic citizen of the world, a vigorous chairman of Board committees on international affairs and personnel and administration, and a rich contributor to our efforts to appreciate and assist the strivings of people in many cultures. The resignations were Kermit Gordon, economist, educator, public servant, and leader of the Brookings Institution, who brought to all our work an extraordinary measure of judgment, fairness, and comprehension, and Edwin H. Land, a scientist-citizen who enlarged our counsels with his unique insights and who demonstrated that concern and clarifying skepticism are complementary allies, as are imagination and rigor, affection and candor.

At the same time we made two important additions to the Board. One is Hedley Donovan, editor in chief of Time Inc., who brings us a rich experience of national and international affairs and a special understanding of communications that we have lacked for several years. The other is Ralf Dahrendorf, director of the London School of Economics and Political Science, who reinforces our awareness of the complexities of foreign affairs and of the role of social research in understanding the dynamics of human and institutional relations.

McGEORGE BUNDY

MARCH 20, 1976

Program Reviews

Public Policy and Social Organization	2	Communications	28
Education and Research	4	Public Broadcasting	
Higher Education		Communications Policy	
Reforms in Learning		Journalism	
Minority Opportunities		The Arts	31
Management and Policy		Financing and Management	
Women in Higher Education		Music	
Graduate Education		Theater	
Public Education		Dance	
Finance and Planning		Arts and Education	
Training Administrators and Policy Makers		Arts and Minorities	
Staff Development		International Division	36
Leadership Development Program		Asia and the Pacific	
Research on Learning		Development Planning and Management	
Research on Adolescence		Agricultural and Rural Development Education	
School Desegregation		Population	
Sex Discrimination		Language and the Arts	
Resources and the Environment	14	Indochina Refugees	
Public-Policy Analysis		Asian Studies	
Conflict Resolution		Latin America and the Caribbean	
Mediation		Education and Research	
Law		Development Planning and Management	
International Environmental Affairs		Agriculture	
National Affairs	17	Population	
Economic and Social Parity		Middle East and Africa	
The Severely Disadvantaged		Agriculture	
Community Development		Education and Research	
Civil Rights Advocacy and Legal Defense		Development Planning and Management	
Intergroup Relations and Community Conflict Resolution		Population	
The Quality of Work		Development Studies	
Women's Programs		European and International Affairs	
Housing		Policy Issues	
Administration of Justice		Human Rights, American Studies	
Corrections		Soviet and East European Studies	
Legal Services		Population	
The Police Foundation		Population Studies	
Government Performance		Reproductive Biology	
		Family Planning	

Public Policy and Social Organization

In an institution large enough to be organized departmentally, worthwhile ideas outside departmental interests sometimes fall by the wayside. One of the principal purposes of the Foundation's program in Public Policy and Social Organization, which is staffed by men and women from all the regular divisions and offices, is to consider proposals related to important public issues that might not fit into the interests of the Foundation's regular divisions.

Another purpose is to assist innovative advanced training programs for people seeking careers in public service. Toward this end, grants have been made since 1973 to graduate public-policy centers at seven universities* and the Rand Corporation. The universities place primary emphasis on their master's programs, although most of them also offer Ph.D.s; Rand offers only the doctorate. While there are differences in approach among the various programs, their core curricula are shaped by a common interest in interdisciplinary, applied social science training.

In contrast to such general support of public-policy training and research, the Foundation assists investigations of particular issues. This year, for example, grants were made to scholars at Yale and Brandeis universities to study new ways of dealing with the worldwide phenomenon of inflation. They are concentrating on the advantages and disadvantages of the "indexing" approach, which ties financial arrangements such as wage contracts and borrowing agreements to price indexes. While indexing may reduce uncertainties and inequities that some economists believe contribute to inflation, it also may aggravate the problem of adjusting prices to changes in supply and demand.

Other subjects for which research or publication assistance was given included international monetary problems, public responses to the Watergate crisis, Congressional investigatory powers, the law of Presidential impeachment, and Constitutional and political issues of secrecy. The Foundation distributed a report it had commissioned on issues concerning Vietnam veterans, deserters, and draft-evaders and provided funds for review of new developments on the subject since the study.

As part of its concern for more equitable treatment of women, the Foundation made a grant to the Urban Institute to help establish a policy research center for women's studies. The center will focus on the effect on women of issues in such matters as social security, tax-

*The universities are: Carnegie-Mellon, California (Berkeley), Duke, Harvard, Michigan, Stanford, and Texas.

GRANTS AND PROJECTS—PUBLIC POLICY AND SOCIAL ORGANIZATION: The "Approvals" column shows grants and Foundation-managed projects approved in 1975. The "Payments" column shows payments on grants and Foundation-managed projects that were approved in 1975 or in earlier years. Brackets show the original approval amount of earlier grants and Foundation-managed projects from which 1975 payments were made or refunds applied. (Note that a number of earlier grants and projects that still have unpaid balances are not shown because no payments or refunds occurred this year.)

GRADUATE TRAINING AND RESEARCH	Approvals (Reductions)	Payments (Refunds)
Training centers		
Carnegie-Mellon University [\$500,000—1973]		\$118,112
California, University of (Berkeley) [\$500,000—1973]		205,580
Duke University [\$150,000—1973]		85,373
Michigan, University of [\$250,000—1973]		36,000
Rand Corporation [\$150,000—1973]		70,157
Stanford University [\$250,000—1973]		74,701
Texas, University of [\$250,000—1973]		116,436
International Union of the History and Philosophy of Science		
Textbook for science policy studies [\$36,500—1973]		18,250
Rand Corporation		
Publication on comparative policy analyses	\$1,000	1,000
CENTERS FOR RESEARCH AND ANALYSIS		
Research on policy issues affecting blacks		
Black Economic Research Center	280,160	146,285
Howard University [\$75,000—1974]	90,500	120,250
Public interest research and consultation		
National Association of Accountants for the Public Interest	120,000	20,000
Public Interest Economics Foundation	150,000	46,000
Woodrow Wilson International Center for Scholars		
Fellowships for state and local officials and professionals [\$200,000—1974]		128,428
National Academy of Sciences		
Assembly of Behavioral and Social Sciences	200,000	50,000
STUDIES OF PUBLIC-POLICY ISSUES		
Brookings Institution		
Research on taxation and inheritance of wealth [\$336,400—1973]		90,832
Fiscal and monetary studies		
American Enterprise Institute for Public Policy Research [\$30,000—1974]		20,000
Virginia Polytechnic Institute [\$91,000—1974]		56,875
Jobs for Progress (Los Angeles)		
Study of revenue sharing and job training [\$52,720—1974]		39,540
Research, conferences, and consultants		
Foundation-managed project [\$250,000—1974]	(34,500)	93,821
Research on inflation		
Brandeis University	18,153	18,153
Yale University	22,837	22,837
Urban Institute		
Research on policies related to women	300,000	26,500
Study of European family programs		
Research and publications: Foundation-managed project [\$20,000—1973]		5,328
American Council on Education		
Study of intercollegiate athletics [\$57,750—1974]		7,550
RESEARCH ON PUBLIC POLICY AND SOCIAL VALUES		
Institute of Society, Ethics, and the Life Sciences		
Research on issues in medicine and biology [\$225,000—1973]		77,091
Massachusetts Institute of Technology		
Seminar on technology and culture	21,000	21,000
Yale University		
Public responses to Watergate crisis	7,625	7,625
Total, Public Policy and Social Organization	\$1,176,775	\$1,723,724



ation, and child support. (For other actions related to the status of women, see pages 7, 13, and 23.)

To encourage wider access to and participation in public-policy decision making, grants were made to organizations of economists and accountants which provide analysis and counsel to citizens groups that are ordinarily underrepresented in policy making. Recipients were the Public Interest Economics Foundation and the National Association of Accountants for the Public Interest. The former, for example, provided the Sierra Club with an analysis of the possible effects of proposed tax reform measures on environmental quality.

Another grant this year assists the Assembly of Behavioral and Social Sciences at the National Academy of

The Graduate School of Public Policy at the University of California (Berkeley) is one of eight graduate training and research programs supported by the Foundation since 1973. The programs use a blend of applied social sciences to train future policy analysts and managers for public service. The grants have been used for curriculum development, student fellowships, and faculty research awards.

Sciences in reorganizing its program of policy research. Dealing with such national problems as drug addiction and racial integration, the unit brings the results of its studies to the attention of policy makers through conferences and research papers. Supplemental funds for research on public-policy issues of particular interest to blacks were granted to the Joint Center for Political Studies at Howard University and the Black Economic Research Center.

Education and Research

The Education and Research Division is concerned primarily with equality of opportunity, the financing and management of education, instructional reforms, and improved understanding of the learning process.

The division's work in these areas is carried out by the Office of Higher Education, which deals with the undergraduate and graduate levels, and by the Office of Public Education, which seeks to improve the preschool, elementary, and secondary education levels.

A major interest of both offices is the way in which educational policies are shaped and implemented by federal and state authorities and by educational institutions and agencies. To help clarify educational issues, the Foundation in recent years has assisted such projects as the Newman Report on Higher Education, which was initiated by the U.S. Department of Health, Education and Welfare in 1971, and the work of the Carnegie Council on Policy Studies in Higher Education and the National Committee for Citizens in Education. Continuing this interest, the Foundation this year granted \$150,000 to the Aspen Institute's Program in Education for a Changing Society for a series of research papers and workshops over the next two years. They are aimed at providing policy makers with analyses and data on subjects ranging from federal-state relations to equity of financing, curriculum changes, collective bargaining, and opportunities for life-long learning. The program is directed by Francis Keppel, former Harvard University Dean of Education and U.S. Commissioner of Education.

HIGHER EDUCATION

Reforms in Learning. The University of Mid-America (UMA), the first attempt in this country to provide higher education on a mass basis through a combination of television and radio, independent learning, and personal consultation, was granted \$700,000. Modeled after Britain's Open University, UMA is an independent institution operating through the universities of Kansas, Nebraska, and Missouri, and Iowa State and Kansas State universities. It offers a four-year degree program and non-credit courses to residents of Nebraska, Kansas, Missouri, and Iowa. The grant will enable UMA to develop courses that will be broadcast over radio and television stations and to establish learning centers throughout the four-state area where students can receive counseling and study materials. Fifty-five courses are planned by 1979.

UMA is part of a growing movement in the United States to provide alternative ways for students of varying ages and backgrounds to get college degrees through

GRANTS AND PROJECTS—EDUCATION AND RESEARCH: The "Approvals" column shows grants and Foundation-managed projects approved in 1975. The "Payments" column shows payments on grants and Foundation-managed projects that were approved in 1975 or in earlier years. Brackets show the original approval amount of earlier grants and Foundation-managed projects from which 1975 payments were made or refunds applied. (Note that a number of earlier grants and projects that still have unpaid balances are not shown because no payments or refunds occurred this year.)

	Approvals (Reductions)	Payments (Refunds)
HIGHER EDUCATION AND RESEARCH		
Research, conferences, and consultants		
Foundation-managed project	\$156,573	\$9,419
REFORMS IN HIGHER EDUCATION		
Association of American Colleges		
Workshop on innovations in liberal education	5,000	5,000
Educational Change, Inc.		
Study of testing and grading	6,000	6,000
Experiments in instructional patterns		
British Broadcasting Corporation	175,000	25,833
Educational Facilities Laboratories [\$67,850—1974]		67,850
Educational Testing Service	200,000	32,250
Foundation-managed project: consultants [\$250,000—1974]	(80,698)	26,901
Hawaii, University of [\$150,000—1973]		60,000
Mid-America, University of	700,000	58,333
National Association of College and University Business Officers	47,650	
New York, State University of (Albany) [\$510,000—1971, 1974]		25,707
Nova University	100,000	61,786
Open University (England) [\$116,220—1973]		11,500
Sussex, University of (England) [\$77,000—1974]		17,000
Union for Experimenting Colleges and Universities [\$200,000—1974]		95,500
Yale University [\$70,000—1974]		70,000
New York, City University of		
Business program for Chassidic Jews	24,442	
Venture Fund for innovation in undergraduate education		
Alabama, University of [\$250,000—1972]		83,334
Bowdoin College (Maine) [\$120,000—1974]		60,000
Chatham College (Pennsylvania) [\$100,000—1974]		40,000
Coe College (Iowa) [\$150,000—1973]		37,500
Colby College (Maine) [\$150,000—1974]		75,000
College Misericordia (Pennsylvania) [\$120,000—1974]		50,000
Dartmouth College (New Hampshire) [\$250,000—1971]		25,000
Earlham College (Indiana) [\$150,000—1973]		37,500
Eckerd College (Florida) [\$150,000—1972]		50,000
Grand Valley College (Michigan) [\$150,000—1973]		62,500
Hamline University (Minnesota) [\$150,000—1973]		50,000
Hobart and William Smith College (New York) [\$150,000—1974]		62,500
Kent State University (Ohio) [\$250,000—1973]		42,500
Kentucky, Centre College of [\$150,000—1972]		50,000
Michigan State University [\$250,000—1973]		105,000
Minnesota Metropolitan State College (St. Paul) [\$120,000—1973]		40,000
Otterbein College (Ohio) [\$150,000—1973]		25,000
Pace University (New York City) [\$250,000—1974]		62,500
Pennsylvania, University of [\$240,000—1974]		160,000
Roosevelt University (Illinois) [\$180,000—1973]		60,000
St. Lawrence University (New York) [\$180,000—1974]		45,000
Sangamon State University (Illinois) [\$150,000—1973]		50,000
South Carolina, University of [\$250,000—1971]		25,000
Swarthmore College (Pennsylvania) [\$120,000—1974]		30,000
Vanderbilt University (Tennessee) [\$250,000—1972]		83,334

GRANTS AND PROJECTS	Approvals (Reductions)	Payments (Refunds)
Vermont, University of [\$240,000—1974]		80,000
Wellesley College (Massachusetts) [\$150,000—1974]		75,000
Wisconsin, University of (Green Bay) [\$180,000—1973]		75,000
Worcester Polytechnic Institute (Massachusetts) [\$180,000—1974]		90,000
MINORITY OPPORTUNITIES		
American Economic Association		
Summer program in economics	25,000	25,000
College Entrance Examination Board		
Upper division undergraduate scholarships [\$3,600,000—1973, 1974]	1,800,000	1,970,215
Conferences, publications, research on education of minorities		
Aspira of America	56,175	28,088
California, University of (Berkeley)	152,406	72,309
Consultants, conferences, research: Foundation-managed projects [\$180,000—1974]	114,315	117,871
Educational Testing Service	8,000	8,000
New York, City University of	25,000	8,400
Northwestern University	7,506	
Oglala Sioux Community College	7,500	7,500
Washington, University of	20,490	20,490
Faculty, administrative, library, and curriculum strengthening		
Antioch College (Juarez-Lincoln Center, Austin, Texas) [\$152,000—1974]		97,000
Atlanta University Center [\$4,085,820—1974]	3,498,217	4,130,855
Benedict College (South Carolina)	1,075,000	800,000
Bennett College (North Carolina) [\$100,000—1972]		23,864
Bishop College (Texas)	1,150,000	667,000
El Paso Community College [\$171,760—1973, 1974]		60,750
Fisk University (Tennessee)	815,000	715,000
Hampton Institute (Virginia)	1,505,000	762,995
Howard University	502,107	69,000
Huston-Tillotson College (Texas) [\$100,000—1972]		40,300
Johnson C. Smith University (North Carolina) [\$100,000—1972]		12,500
Lincoln University (Pennsylvania) [\$200,000—1972]		75,000
New Mexico Highlands University [\$58,600—1972]		9,500
St. Augustine's College (North Carolina)	1,000,000	601,166
Santa Fe, College of [\$61,390—1972]		7,590
Talladega College (Alabama) [\$200,000—1972]		55,831
Tuskegee Institute (Alabama)	1,555,000	700,000
Wilberforce University (Ohio)	1,327,000	869,503
Winston-Salem State University [\$5,000—1974]	(698)	
Xavier University (Louisiana) [\$250,000—1972]		38,055
Graduate fellowships for minority students*		
Council of Southern Universities	4,155,962	1,925,341
Educational Testing Service	3,617,110	1,564,804
Foundation-managed project [\$3,500,000—1974]	(5,757,318)	(1,467)
Joint Center for Community Studies (Los Angeles)		
Research and technical assistance in community development [\$152,500—1973]		55,375
Student services and career guidance		
National Scholarship Service and Fund for Negro Students	22,724	22,724
United Negro College Fund [\$154,550—1974]		112,500
Universidad Boricua		
New college for adult mainland Puerto Ricans	280,000	20,000
SCHOLARSHIP ON MINORITIES		
Afro-American studies, conferences, and materials		
Amistad Research Center	73,188	27,367
Association for the Study of Negro Life and History [\$200,000—1974]		75,000
Atlanta University [\$501,680—1970]		48,498

*List available on request

individual study outside of the traditional classroom pattern. Some of the more established efforts supported by the Foundation over the last five years include the Union for Experimenting Colleges and Universities, which administers the University Without Walls through some thirty institutions; New York's Empire State College, and, at the graduate level, Nova University in Florida.

A nontraditional experiment directed toward adult Puerto Ricans on the U.S. mainland was assisted in 1975 with a grant of \$280,000. Known as Universidad Boricua, it seeks to provide training from high school equivalency courses to the master's degree. The first of several learning centers it hopes to establish throughout the country is in a small loft building in Brooklyn, N.Y.

While such alternative routes to higher education are becoming increasingly popular, there is still not enough evidence of their effectiveness. Therefore, three grants were awarded this year for evaluation and management of nontraditional programs: to Educational Testing Service to establish uniform methods for assessing non-classroom learning; to the National Association of College and University Business Officers for computerized models for planning and calculation of cost-effectiveness, and to Nova University for a comparative analysis of its graduate programs in education and public administration.

Minority Opportunities. Despite enrollment gains over the last decade, the four groups participating in the Foundation's program for minorities—Blacks, Mexican Americans, Puerto Ricans, and Native Americans (American Indians and Alaskan Natives)—still are underrepresented in higher education. Since 1972 the Foundation has earmarked some three-fourths of its higher education funds to help these groups enroll in colleges and universities in greater numbers and improve the quality of the education they receive. The major component of this effort is a six-year, \$100 million program to strengthen private, traditionally black colleges and universities and to provide graduate fellowships for minority group members.

In the institutional part of the program, additional grants were made this year to seven colleges* and to the six-member Atlanta University Center.** These institutions are developing systematic, long-range planning in order to grow stronger academically, attain financial stability, reduce student dropout rates, and send more students on to graduate and professional schools. They

*Benedict College (S.C.), Bishop College (Tex.), Fisk University (Tenn.), Hampton Institute (Va.), St. Augustine's College (N.C.), Tuskegee Institute (Ala.), and Wilberforce University (Ohio).

**Clark, Morehouse, Spelman, and Morris Brown colleges; Atlanta University, and the Interdenominational Theological Center.

have strengthened their academic and management capabilities over the last three years. Nonetheless, like most private colleges and universities, they continue to face serious financial problems as a result of inflation and sharply increased fuel costs. In addition, their student bodies are generally in greater need of financial aid than those at other institutions.

With the program half completed, all the institutions have improved their operations. Bishop College, for example, has redesigned its accounting and reporting system. St. Augustine's College and Hampton Institute are installing management information systems that eventually will be computerized, and Tuskegee Institute has developed a planning system that for the first time effectively integrates its vocational, technical, and professional units.

Several cooperative programs have been developed. Wilberforce and Hampton have joint engineering programs with the University of Dayton and George Washington University, respectively; Fisk has a program in management with Vanderbilt University, and the Atlanta members are sharing programs in several fields. The colleges also are providing more remedial programs to reduce the dropout rate, and Hampton has integrated personal, financial, and academic counseling for students.

Additional funds were provided to the Council of Southern Universities and the Educational Testing Service to continue a minority graduate fellowship program formerly administered by the Foundation. Since the effort began in 1967, awards have been made to 2,097 doctoral candidates, most of whom are seeking careers in higher education. The new grants will support some 1,000 Black, Mexican American, Native American, and Puerto Rican fellows in 1975-76.

On the undergraduate level, an Upper Division Scholarship Program provides partial support to minority graduates of two-year institutions who plan to enroll in degree programs in four-year colleges. A terminal grant of \$1.8 million was made to the College Entrance Examination Board, which administers the program, for the final group of 836 students. Since the program began in 1970, some 3,000 students have been helped in working toward the bachelor's degree.

Precise figures are not available on how many Upper Division fellows have been graduated, a fact that highlights a persistent problem in efforts to improve opportunities for minorities in higher education—a lack of reliable statistics on minority enrollment and retention. A new Institute for the Study of Educational Policy at Howard University received \$400,000 this year to construct a statistical system for black enrollment. The institute will also conduct research on the educational status and needs of blacks, continuing barriers to equal

GRANTS AND PROJECTS	Approvals (Reductions)	Payments (Refunds)
Boston University [\$350,808—1972]		112,142
Duke University	8,000	8,000
Educational Policy Center	7,500	7,500
Georgia, University of	10,000	10,000
New York Public Library	73,500	55,125
Southern Education Foundation	19,575	19,575
Yale University	49,000	49,000
Boston University		
Films on American Indians [\$100,000—1973]	(171)	(1,121)
Dissertation fellowships on subjects dealing with minority groups*		
Foundation-managed projects [\$410,000—1972]	(15,755)	(4,548)
National Endowment for the Humanities [\$64,000—1972]		16,000
Ethnic studies centers		
New York, City University of [\$485,150—1973]		151,333
Notre Dame, University of [\$499,545—1971]		63,101
Howard University		
Institute for the Study of Educational Policy	400,000	350,000
FINANCE, MANAGEMENT, AND POLICY		
American Council on Education		
National activities for higher education [\$1,200,000—1972]		150,000
Aspen Institute for Humanistic Studies		
Studies on change and educational policies	150,000	100,000
Educational Change, Inc.		
Change magazine [\$200,000—1974]		110,000
Improvement of fund-raising, business-management, and planning techniques		
American Association of Community and Junior Colleges	24,900	24,900
Association of American Colleges	50,000	25,000
Association of Governing Boards of Universities and Colleges	61,950	30,975
California, University of (Berkeley) [\$227,747—1973]		56,937
Carnegie-Mellon University (Pittsburgh) [\$300,000—1970]		9,438
Cincinnati, University of [\$50,000—1972]		33,334
Consultants, research, publications: Foundation-managed project	72,930	51,845
Corporate 1% Program for Higher Education [\$50,000—1974]	(25,000)	
EDUCOM, Interuniversity Communications Council	150,000	
Furman University (South Carolina) [\$100,000—1972]		33,000
Massachusetts Institute of Technology [\$466,000—1969]		43,467
National Association of College and University Business Officers [\$43,900—1974]		11,400
New York, City University of	149,925	
Intercollegiate cooperation		
California, University of (Berkeley)	59,945	44,959
Triangle Association of Colleges [\$50,000—1972]		6,959
Warren Wilson College (North Carolina) [\$74,501—1974]		34,237
Policy studies and conferences on higher education		
Center for Policy Process	15,000	15,000
College Entrance Examination Board [\$84,000—1974]		21,010
Education Commission of the States	25,000	
Florida State University [\$1,200—1974]	(447)	753
New York, State University of (Albany)	25,000	
Research and conferences on educational costs		
American Council on Education [\$248,650—1974]		131,150
*List available on request		

GRANTS AND PROJECTS	Approvals (Reductions)	Payments (Refunds)
College Entrance Examination Board	10,000	10,000
Council for Financial Aid to Education	25,000	25,000
Education Commission of the States [\$12,500—1974]		12,500
New York, State University of (Albany)	47,280	30,000
New York University [\$19,000—1974]		9,500
Studies on academic goals and governance		
California, University of (Berkeley) [\$500,000—1968]		34,273
Stanford University [\$100,000—1974]		40,000
Williams College		
Study of criteria for college admissions [\$125,000—1962]	(1,339)	(819)
OPPORTUNITIES FOR WOMEN		
Career advancement		
Boston Theological Institute	15,000	5,000
Research, training, conferences, and publications		
American Psychological Association	4,875	4,875
Association of American Colleges	6,000	6,000
Brown University [\$80,000—1974]		40,000
Consultants, experimental programs, surveys, conferences: Foundation-managed project [\$150,000—1974]	34,930	53,652
Federation of Organizations for Professional Women	14,495	14,495
Foundation-managed project: fellowships* Michigan, University of [\$44,000—1974]	265,000	200,920
Pennsylvania, University of [\$85,000—1974]	(7,893)	
Research Group for the Development of Higher Education (Rome)	20,000	5,000
Scientific Manpower Commission	40,000	40,000
Stanford University [\$25,000—1974]		25,000
Wisconsin, University of [\$22,000—1974]	7,893	29,893
Woodrow Wilson National Fellowship Foundation	125,000	50,000
GRADUATE EDUCATION AND RESEARCH		
American Society for Engineering Education		
Faculty and curriculum development [\$708,000—1968, 1970]	(105,530)	8,470
Doctoral studies in the humanities and social sciences		
Brookings Institution	98,000	24,500
California, University of (Berkeley) [\$650,000—1972]	(481,990)	250,000
California, University of (Santa Cruz) [\$50,000—1972]		5,000
Cornell University [\$2,217,000—1965]		64,523
Emory University (Georgia) [\$300,000—1968]		5,238
Massachusetts Institute of Technology [\$200,000—1969]		20,000
Michigan, University of [\$625,000—1972]	(36,727)	(36,727)
Minnesota, University of [\$300,000—1968]		33,655
New York, State University of (Buffalo) [\$250,000—1969]		18,000
National Academy of Sciences		
National Board on Graduate Education [\$134,500—1974]		80,700
Stanford University		
Journalism seminars and advanced training [\$1,000,000—1969]		347,257
Wisconsin, University of		
Science research and advanced training [\$1,700,000—1963]	(772)	
SOCIAL AND SCIENTIFIC RESEARCH AND TRAINING		
American Academy of Arts and Sciences		
Planning for a national humanities center Research and conferences by <i>Daedalus</i> [\$300,000—1974]	25,000	25,000
		60,000

*List available on request

opportunity, and the characteristics of black and white students seeking admission to college.

Management and Policy. In the early 1970s the growth rate of American higher education, which had risen continuously over the last several decades, began to level off. Over the next two decades college and university enrollments may no more than hold steady, and possibly decline, as costs continue to rise. The Foundation assists several efforts that help educational administrators and policy makers develop more effective management and planning tools to deal with the implications of these trends.

Interinstitutional cooperation is one response of higher education to a period of scarce resources, and three projects related to such efforts were assisted this year:

—an evaluation by a group at the University of California (Berkeley) of the effectiveness of consortia among colleges and universities;

—a national computer network, being developed by EDUCOM, the Interuniversity Communications Council, that will make sharing of computer facilities possible and cut down on duplication;

—an examination by the Association of American Colleges of the various associations serving private institutions, including an analysis of other options for representation at the national level.

Because trustees at many institutions are concerned about the effectiveness of their part in the governance of colleges and universities, the Association of Governing Boards of Universities and Colleges sought and was granted funds to develop a manual on self-evaluation by trustees.

An increasingly important factor in the way colleges and universities will be run in the future is the growth of faculty unionism. According to the National Center for the Study of Collective Bargaining in Higher Education, nearly one-fourth of all full-time teachers, some 93,000 faculty members, are represented by unions. The Foundation granted \$149,925 to help the center develop its computer retrieval system, which provides both labor and management with copies of all existing contracts and other information related to collective bargaining. As a growing number of state laws allow public university faculties to organize, collective bargaining is spreading to private institutions as well. The center, which is located at Baruch College of the City University of New York, provides information and technical assistance to both sides of the collective bargaining table.

Women in Higher Education. Efforts to provide equal employment for women have often foundered on the lack of hard data on the numbers of trained women available. The gap was largely filled this year with the



Television is a major medium of instruction in the Foundation-assisted University of Mid-America. For one of the courses, "Japan: The Living Tradition," the wife of a Japanese blue-collar worker is being filmed in a Tokyo supermarket. The thirty-program course is being developed in consultation with former U.S. Ambassador to Japan Edwin O. Reischauer.

publication of a report by the Scientific Manpower Commission, prepared under a Foundation grant.* The study covers the natural and social sciences, engineering, the arts and humanities, and education. Among the findings is that while women made up 9.1 per cent of the medical school graduates in 1973, they comprised 20 per cent of the entering class in medical schools in 1974. The report also pointed out that less than 10 per cent of all academic administrators in higher education are women, and that while women earned 21.5 per cent of the doctorates in the biological sciences in 1973, only 12.5 per cent of the Ph.D.s working in bioscience were women.

Funds also went for the final phase of a three-year cycle of faculty and doctoral dissertation fellowships on the role of women in society. Through the Woodrow Wilson National Fellowship Foundation and a Foundation-managed project, 122 awards have been made; issues for study range from marital property law to new roles for women in religious ministries.

*Professional Women and Minorities: A Manpower Data Resource Service. The report will be updated periodically.

Business and economic research		
American Enterprise Institute for Public Policy Research [\$300,000—1972]		25,000
California, University of (Los Angeles) [\$65,900—1972]		36,825
California, University of (School of Pharmacy, San Francisco) [\$10,000—1974]	(285)	9,715
International Association of Students in Economic and Commercial Sciences [\$30,000—1968]		1,097
Cornell University		
Teaching and research in biology [\$4,400,000—1965]		75,422
National Endowment for the Humanities		
Study of scholarly publishing	100,000	
Research and advanced training in the social sciences		
Atlanta University [\$1,750,000—1971]		114,717
Chicago, University of [\$29,700—1974]		16,015
National Bureau of Economic Research [\$2,000,000—1969]		200,000
Social Science Research Council [\$300,000—1973]		30,903
Research by senior scholars		
Chicago, University of (Samuel Eisenstadt) [\$82,500—1971]	8,200	24,700
Chicago, University of (Theodore Schultz) [\$46,800—1973]		15,600
Colorado, University of (Kenneth Boulding)	40,000	40,000
New York University (Wassily Leontief)	80,000	80,000
INTERNATIONAL RESEARCH AND EXCHANGE		
Business and economics studies and conferences		
Columbia University [\$100,000—1970]		8,748
Conference on economics teaching: Foundation-managed project	8,741	8,741

GRANTS AND PROJECTS	Approvals (Reductions)	Payments (Refunds)
European Institute of Business Administration [\$1,000,000—1971]		250,000
Harvard University [\$252,000—1970]		1,145
Educational reform in Spain		
Consultants: Foundation-managed project	23,371	1,038
European doctoral fellowships in business administration		
California, University of (Berkeley)	2,000	
Carnegie-Mellon University	2,000	
Columbia University	2,000	
Foundation-managed project [\$300,000—1973]	84,445	179,688
Harvard University	2,000	
Massachusetts Institute of Technology	2,000	
Michigan, University of	2,000	2,000
Northwestern University	2,000	
Pittsburgh, University of	2,000	
Management education, research, and exchange		
American Council of Learned Societies [\$96,289—1974]	92,368	140,513
Cambridge, University of (England) [\$93,000—1968]		4,194
Center for Education in International Management (Geneva) [\$250,000—1972]		7,000
Conferences, studies, fellowships, and visits of European management educational specialists: Foundation-managed project [\$300,000—1971]	(68,839)	35,371
European Institute for Advanced Study in Management (Brussels) [\$300,000—1972]	50,000	300,000
London Business School Charitable Trust [\$300,000—1969]		31,785
New York University [\$25,000—1974]		25,000
Organization for Economic Cooperation and Development (Paris) [\$100,000—1974]		100,000
Vanderbilt University [\$150,000—1970]	(17,688)	(17,688)
Visiting faculty at Belgian institutions: Foundation- managed project [\$300,000—1968]	(67,509)	3
Social science research and training		
Association for the History of Civilization— Marc Bloch Association (Paris) [\$35,000—1969]		4,000
Bristol, University of (England) [\$80,000—1969]		10,000
Center for Comparative Political Studies (Florence) [\$75,000—1972]		12,500
Geneva, University of [\$72,000—1972]		24,000
Göteborg, University of [\$75,000—1972]		25,000
Grenoble, University of [\$75,000—1972]		25,000
Louvain, Catholic University of (Belgium) [\$400,000—1968]		49,230
Paris I, University of [\$72,000—1972]		12,000
Research and training awards to social scientists: Foundation-managed project* [\$300,000—1973]	(250,000)	96,298
Social Science Research Council [\$200,000—1968]		28,276
U.S.—U.S.S.R. seminars on management		
Administrative costs: Foundation-managed project	4,211	1,403
Institute of International Education	34,600	
New York University [\$12,000—1974]	1,189	13,189
	19,922,529	23,563,475
PUBLIC EDUCATION		
Evaluation and technical assistance:		
Foundation-managed project [\$100,000—1973]	74,706	83,432
EDUCATIONAL PLANNING, POLICY, AND FINANCE		
Comprehensive planning for public education		
Alaska, University of [\$400,000—1972]	100,000	150,983
American Bar Association Fund for Public Education [\$203,626—1974]		63,109
Columbia University (Teachers College)	9,850	9,850
District of Columbia Citizens for Better Public Education	80,022	80,022

*List available on request

Graduate Education. From 1967 to 1974 the Foundation provided \$41.5 million to ten major research universities* to improve the efficiency of graduate education. Some 5,000 students received fellowships in an effort to reduce the time needed to get a Ph.D. in the humanities and social sciences, and funds were provided to improve supervision by faculty advisors and promote more efficient admissions policies. This program was expected to deal with such problems as the inordinate length of time it takes to get a doctorate (eight years on the average), and with the fact that so many students fail to complete the degree. For a major evaluation of this program, funds were given this year to the Brookings Institution; the report is due in 1976.

PUBLIC EDUCATION

Finance and Planning. Court decisions in several states have established the right of all children to access to education of comparable quality. The Foundation supports a series of activities aimed at translating that principle into practice.

This year assistance to the Education Law Center, with offices in Newark, N.J., and Philadelphia, was renewed with a grant of \$675,000. The center is a public interest law firm founded in 1973 to improve the quality of public education in New Jersey and Pennsylvania. Courts in New Jersey have struck down the state's system of unequal financing among school districts and decreed a minimum educational standard for every student. In addition to school finance reform, the center has worked on such educational rights issues as parental access to student records and open school board meetings.

For work related to financial reform at the state level, grants were made in Michigan, New York, New Jersey, and California. In Michigan, for example, the Middle Cities Education Association plans to study the impact on urban schools of a reform plan adopted by the state legislature in 1972 (listed on page 59). The association, which represents thirteen school districts that enroll a total of 250,000 students, will analyze differences in student achievement and curriculum offerings, property and income tax rates, and personal income levels among the districts.

Urban systems pose a particular problem in reform efforts because of their declining tax bases and disadvantaged populations. Two citizens groups received grants for programs directed to this problem. The District of Columbia Citizens for Better Public Education is studying plans that would equalize expenditures among district schools, and New Detroit, Inc. received funds to develop new instructional, personnel, management, and financing

*California (Berkeley), Chicago, Cornell, Harvard, Michigan, Pennsylvania, Princeton, Stanford, Wisconsin, and Yale.

policies in the city's schools (listed on page 59). Composed of members of the city's business, labor, press, minority, and government communities, New Detroit earlier helped solve a school funding emergency and advised on restructuring the Board of Education's administrative and financial functions.

Training Administrators and Policy Makers. Since 1964 the Institute for Educational Leadership (IEL) at George Washington University has been helping educators and government officials learn more about major educational issues and the policy-making process. This year IEL received \$1.7 million to continue its year-long internships in government agencies and national and state educational organizations; seminars for staff members of federal agencies and legislative committees concerned with education; similar programs for state officials, and a series of conferences and publications. Some 200 interns have served in more than seventy federal and state agencies and national associations since the program began. And in 1975 more than 2,000 federal employees participated in seminars and field discussions on educational issues.

The Council of Chief State School Officers received funds to prepare training programs for state education officials. Over the next eighteen months the council will help middle-level and top officials of state education agencies determine what they need to keep abreast of current issues and theories in education, and will develop training to help meet those needs.

Since 1970, the Foundation has assisted a cooperative effort by seven universities* to reform their graduate programs in educational administration and to train more minority and women administrators. The coordinating agency for this effort, the Consortium for Educational Leadership, received assistance this year through a \$400,000 grant to the University of Chicago. The program was designed to meet a need for school administrators with up-to-date management and teaching skills and with strong community ties. Since the program began, 272 students have received their doctorates. Of the graduates, nearly half are black, and 28 per cent are female.

Many school administrators lack sufficient training in such fields as law, economics, and labor-management relations to deal with pressing issues in education today, including financial reform and collective bargaining. To help provide such training, the Foundation made grants to the University of Nebraska for a joint law and education program leading to the J.D. and Ph.D. degrees, and

*Atlanta University, Ohio State University, and the universities of Chicago, Massachusetts, and Pennsylvania; Teachers College of Columbia University, and the Claremont Graduate School.

GRANTS AND PROJECTS	Approvals (Reductions)	Payments (Refunds)
East Harlem Block Nursery	32,975	32,975
Education Commission of the States	8,250	8,250
Educational Products Information Exchange Institute [\$190,000—1973]		20,000
Institute of International Education [\$400,000—1970]		20,000
New York City Board of Education	108,537	106,100
Education Law Center		
Public interest law activities	675,000	325,000
Educational Facilities Laboratories		
School and educational equipment design [\$6,000,000—1970]		350,000
Improvements in public knowledge about education		
League of Women Voters Education Fund	165,662	36,000
National Committee for Citizens in Education [\$446,000—1974]		250,000
National Council for the Advancement of Education Writing [\$10,000—1974]		8,550
Phi Delta Kappa	32,000	32,000
School desegregation and discrimination		
American Friends Service Committee	20,000	
Council on Interracial Books for Children [\$150,000—1973]		31,600
Duke University	3,370	3,370
Hartford, University of	200,000	33,334
Institute of Judicial Administration [\$143,572—1974]		143,535
Integrated Education Associates	16,000	16,000
L. Q. C. Lamar Society [\$243,200—1974]		144,050
National Conference of Christians and Jews [\$250,000—1974]		100,000
Santa Clara County Board of Education (San Jose, Calif.) [\$171,000—1973]		10,131
Studies of financing and economics of public education		
Alaska, University of	25,000	25,000
California, University of (Berkeley) [\$1,325,000—1974]		371,467
Chicago, University of [\$146,000—1974]		24,807
Columbia University (Teachers College) [\$130,000—1974]		44,500
Council of State Governments (for National Legislative Conference) [\$232,000—1974]		116,000
Lawyers' Committee for Civil Rights Under Law [\$399,000—1973]		197,466
Los Angeles Board of Education [\$220,400—1974]	(14,349)	(14,349)
Massachusetts, Board of Education of	10,000	10,000
National Urban Coalition [\$507,300—1974]		186,000
New York, State of	180,000	
Oregon State Legislature [\$145,000—1974]		69,275
Rutgers University	24,300	12,150
Southern California, University of	30,806	15,806
Stanford University [\$99,000—1974]		33,000
Studies and consultants: Foundation-managed project [\$200,000—1974]	(24,055)	97,184
Syracuse University (Maxwell School of Citizenship and Public Affairs) [\$300,740—1972]		79,000
STAFF DEVELOPMENT		
Advanced training for administrators and policy makers		
Atlanta University [\$445,263—1973]		233,618
Chicago, University of	400,000	264,893
Claremont University Center [\$164,000—1973]		16,000
Columbia University (Teachers College) [\$237,190—1973]		44,963
Council of Chief State School Officers	194,890	64,963
Council of the Great City Schools [\$75,598—1974]		55,035
George Washington University (Institute for Educational Leadership)	1,704,000	678,418
Nebraska, University of (Lincoln)	100,000	13,000
Northwestern University	36,003	
Ohio State University [\$280,828—1973]		111,218
Organization for Economic Cooperation and Development (Paris) [\$125,000—1973]	40,000	50,000

GRANTS AND PROJECTS	Approvals (Reductions)	Payments (Refunds)
Pennsylvania, University of [\$586,316—1972, 1973]		262,527
University Council for Educational Administration [\$150,000—1974]		56,250
Wisconsin, University of [\$235,180—1972]	(16,153)	(8,841)
In-school staff development		
Associates for Renewal in Education (Washington, D.C.), (for the Advisory & Learning Exchange) [\$200,000—1974]		115,000
Atlantic Information Centre for Teachers (Copenhagen) [\$107,580—1970]		13,130
Bank Street College of Education [\$78,000—1974]	10,000	33,500
California State University (Northridge) [\$346,270—1973]		128,000
California, University of (Santa Barbara) [\$75,000—1974]		60,500
Center for Understanding Media [\$193,000—1974]		110,000
Colorado Mountain College [\$86,311—1973]		28,921
Educational Confederation (St. Louis)	256,350	49,800
Hull House Association	33,635	19,135
Illinois, State of (Department of Mental Health)	241,821	65,000
New York, City University of [\$392,100—1973, 1974]		294,965
Palace of Arts and Science Foundation (The Exploratorium) [\$225,000—1974]		95,000
Research and evaluation of teacher centers: Foundation-managed project	405,665	93,018
Leadership Development Program		
Center for Community Change	970,058	507,000
Fellowships for rural educators: Foundation- managed project* [\$1,500,000—1973]	(20,000)	98,333
National Indian Training and Research Center	300,000	11,800
Southern Regional Council	999,950	532,137
THE LEARNING PROCESS AND ENVIRONMENT		
Research on learning		
Center for Applied Linguistics	650,000	407,000
Consultants, conferences: Foundation-managed project [\$250,000—1974]	(5,000)	97,502
East Anglia, University of (England) [\$177,000—1973, 1974]		83,484
Geneva, University of	3,517	3,517
Harvard University [\$372,769—1972]		77,631
Massachusetts Institute of Technology	60,000	15,000
National Academy of Education [\$411,900—1974]		32,975
New Mexico, University of	7,500	7,500
Oxford, University of (England)	5,000	5,000
Research on effects of television on children: Foundation-managed project	40,000	5,692
Rockefeller University	300,000	91,160
Minority opportunities		
Alaska, University of	14,500	14,500
Aspira of America	50,000	50,000
Aspira of New York	25,000	
Bilingual education: Foundation-managed project for research and technical assistance	125,000	
Books for the People Fund	120,000	16,045
Catholic University of Puerto Rico	14,974	14,974
Curricular research and experiments		
Asia Society	42,400	42,400
California, University of (Los Angeles) [\$556,000—1963]		63,054
Education Development Center	26,000	26,000
Indiana University	22,570	22,570
Joint Council on Economic Education [\$25,000—1963]	(2,636)	
Research and projects on adolescence		
Institutional Development and Economic Affairs Service	130,000	
Learning Institute of North Carolina	10,510	10,510
New York City Board of Education [\$105,707—1974]		85,000
Rockefeller University	143,632	44,787
St. Mary Center for Learning (Chicago) [\$361,152—1974]		84,107
Studies, experiments: Foundation-managed project [\$100,000—1974]	(15,910)	3,154

*List available on request

to Northwestern University to help establish a training and research center on labor relations in education.

Staff Development. The formal training that teachers receive in schools of education does not always equip them to develop new skills and respond satisfactorily to classroom conditions during their years on the job. To help teachers keep attuned to changing educational needs, centers for teacher improvement, which teachers attend voluntarily, are springing up around the country. Some of them have had Foundation support over the last six years.

The Foundation this year assisted two retraining programs incorporated directly into large-city schools. The Educational Confederation, a network of twenty-two public and private schools and Webster College, received \$256,350 to help teachers in the St. Louis area develop new techniques to deal with diverse learning situations. For a similar effort in Chicago, funds were granted to the Illinois Department of Mental Health and the Hull House Association for an elementary and junior high school with a student mix of minorities and migrants from Appalachia.

To evaluate and disseminate information on various forms of teacher retraining, the Foundation this year provided \$425,000. Foundation support has concentrated on three approaches: resource centers where teachers study new curricula and produce their own learning materials, consultants offering on-the-job training for a particular school or schools, and school-based advisors offering technical assistance to teachers. These and other approaches will be reviewed through studies, policy papers, and conferences.

Leadership Development Program. In the mid-1960s the Foundation began a program to help develop effective educational and community leaders in rural areas, among poverty-ridden minority groups in particular. Called the Leadership Development Program and initially administered directly by the Foundation, it is being taken over by independent organizations. To complete the transfer over the next three years, grants totaling \$2.3 million were made this year to the Southern Regional Council, for the Southeast; the Center for Community Change, for the Southwest and Appalachia, and the National Indian Training and Research Center, for Native Americans.

Through 1975, fellowships were awarded to 536 men and women from thirty-four states and New Brunswick, Canada, including 161 blacks, 118 Mexican Americans, and fifty-three Native Americans. Rufus Hoffman, for example, a forty-year-old black sixth-grade science teacher in Alabama when chosen as a fellow in 1967, interned at New York University, in the Aspen, Colorado school system, and with the National Association for the



In court-ordered public school desegregation, attention eventually turns to the classroom and to how well integrated schools are performing their educational mission. The Foundation is supporting studies to advance public awareness of the issues, and technical assistance for communities making desegregation efforts. Other grants help lawyers, the courts, and scholars become well informed on uses of social science data, the results of past court decisions, and effective practices in integrated school programs.

Advancement of Colored People in New York. He now is an educational field director for the NAACP in Alabama, working with a half million people in twelve counties. Carol Duffy, a twenty-three-year-old white teacher in Georgia when chosen as a fellow in 1971, interned at the universities of South Carolina, North Carolina, and Arkansas. She then received a master's degree in social work and now counsels delinquent girls in Macon, Georgia. Carlos Atencia was a twenty-five-year-old high school math teacher in New Mexico when he became a fellow in 1967. He served his intern year in Albuquerque, at the University of California (Santa Barbara), in St. Paul, Minnesota, and in Washington, D.C., and now is assistant superintendent of schools in Cuba, New Mexico.

Research on Learning. Among the poorly charted areas in the search for a clearer understanding of how children learn is the effect of different cultural settings on classroom performance. Most of the work done to explain

Studies and projects on sex discrimination		
College of Saint Elizabeth (New Jersey)	3,700	3,700
Education Commission of the States [\$147,000—1974]	147,000	161,891
Feminist Press	200,000	
National Foundation for the Improvement of Education	150,000	121,151
NOW Legal Defense and Education Fund	150,000	64,500
Royaumont Center for a Science of Man (Paris)	26,000	
Stanford University [\$90,300—1974]	7,000	26,185
Experiments in learning		
Alaska, University of [\$120,000—1974]		60,000
Children's Television Workshop	2,000,000	1,687,000
Constitutional Rights Foundation [\$225,000—1973]	7,500	117,305
Educational Communications Corporation (Los Angeles), (for Tutorial Community Project) [\$183,240—1972]	6,490	12,247
Evaluation of tutorial project: Foundation- managed project [\$150,000—1973]	(6,490)	8,422
Fund for Alternatives in Education [\$22,500—1973]		7,500
Hawthorne School (Washington, D.C.) [\$131,000—1973]		37,000
International Baccalaureate Office (Geneva) [\$100,000—1973]		32,628
Lone Mountain College (San Francisco)	5,400	5,400
Philadelphia Board of Education [\$240,000—1974]		170,000
Syracuse University Research Corporation [\$100,000—1974]		55,000
Research and planning for private schools		
Council for American Private Education [\$100,000—1973]		35,500
Manhattan Country School	1,245	1,245
National Catholic Educational Association	9,048	9,048
Seven Springs Farm Center (Mt. Kisco, N.Y.)	2,960	2,960
	11,891,203	11,345,124
Total, Education and Research	\$31,813,732	\$34,908,599

differences in learning among minority groups and between minorities and others is the product of studies by whites. Rockefeller University's Laboratory of Comparative Human Cognition received \$300,000 this year to train minority educators to use the tools of psychology, anthropology, and linguistics in studying how children from different ethnic, social, and cultural settings develop and apply such learning skills as language, memory, and abstract thinking.

Massachusetts Institute of Technology received funds for a new credit-granting unit—the Division for Study and Research in Education—that focuses on multi-disciplinary teaching and research on how learning takes place in school and college settings. It is examining such matters as the relations between a student's intellectual and personal development and his or her ways of thinking and learning. It is also studying the effects of institutional organization on student learning.

Research on Adolescence. Knowledge about differences between adolescent learning styles in formal school settings and a variety of informal situations has been limited until recently. For an exploration of this area through research on the cognitive development of adolescents, a grant was made to Rockefeller University. Researchers over the next three years will study variations in age, ethnic and socioeconomic backgrounds, and formal and informal learning settings, ranging from schools to street corners. In particular they will closely examine the development and use of memory techniques, which weigh heavily in school performance.

One of the most successful innovations in high schools in the last few years has been the *Foxfire* concept—the development of magazines that serve as learning tools for students. At the same time, student interviews and research in preparing the magazines preserve the vanishing folklore and customs of their region. *Foxfire* initially was produced in a school in rural Georgia. With the help of Foundation grants to Institutional Development and Economic Affairs Service (IDEAS), variations have spread to twenty-seven other schools throughout the country that serve primarily rural and minority communities. Under a 1975 grant, IDEAS will help state educational agencies and cultural organizations develop the concept on a statewide basis.

School Desegregation. Recent events, especially vehement protests in Boston and Louisville over court-ordered desegregation of the public schools, have made it clear that the problem is far from settled. Of the various branches of government, the courts are carrying most of the burden for ending school segregation. From time to time the Foundation has assisted academic efforts to

provide all interested parties with a deeper background on the issues that the courts decide. New York University's Institute of Judicial Administration, for example, received funds for seminars for federal judges, lawyers, and desegregation experts, and Duke and Wayne State universities have been examining the ways in which social science studies have been used in court cases.

This year, the Foundation granted \$200,000 to enable the University of Hartford to provide technical assistance to Northern school districts that are grappling with desegregation, either voluntarily or under court orders. The university's National Education Strategy Center will draw on its experience in the Northeast to help prepare teachers, administrators, municipal leaders, and state and federal personnel to integrate schools with a minimum of strife.

Sex Discrimination. As part of the Education Amendments of 1972, Congress passed Title IX, which prohibits sex discrimination in schools and colleges that receive federal aid. It was not until July 1975, however, that regulations were issued to implement the legislation.

Because the regulations are complex and have already aroused contention, the Foundation supported several agencies trying to help educators, policy makers, and the public understand the implications of Title IX: the Education Commission of the States, which provides information and other resources on federal and state legislation to state-level policy makers; the NOW Legal Defense and Education Fund, which monitors the progress of the regulations and helps citizens groups gain compliance in their school districts, and the Resource Center on Sex Roles in Education, an affiliate of the National Foundation for the Improvement of Education, which provides information on sex bias in the schools to teachers, schools, and federal, state, and local agencies.

Progress has been made in eliminating sex discrimination in education. Women's studies courses are offered at more than a third of the colleges and universities, for example, and texts and other materials breaking down the stereotypes that display women as nurses and secretaries and men as doctors and executives are available to many elementary schools. Since similar progress has been slower in secondary schools, the Feminist Press this year received \$200,000 from the Foundation, as well as a grant from Carnegie Corporation, to produce supplementary reading materials for high school English and history classes. Pamphlets and paperbacks will discuss women in sports and the working world, the history and current status of women's legal rights, the history of the American family, and examples of sex bias in the English language.

Resources and the Environment

Most of the Foundation's current support in the environmental field is devoted to research on the public-policy implications of such issues as energy supply and demand, management of natural resources, and pollution control. Support also goes to programs that train environmental managers and to a small group of public interest law firms. In cooperation with the International Division, the Office of Resources and the Environment also assists efforts to strengthen the capabilities of developing countries to manage their environmental problems.

PUBLIC-POLICY ANALYSIS

Resources for the Future (RFF), an independent research organization in Washington, D.C., remains the Foundation's principal grantee in the resource and environmental policy analysis field. This year, the Foundation granted RFF \$12 million for four more years of general support. Among some forty research projects planned for that period are studies of public land management, including the advisability of leasing areas for oil, timber, and mineral development; the long-term relation between American agriculture and world food supply, and the environmental hazards of nuclear wastes.

With offshore drilling proposed for Southern California, many local governments and citizens groups question its possible environmental and economic consequences and are concerned about the lack of objective data on which to make policy decisions. To help supply some of the needed information, the Foundation granted funds to the Environmental Science and Engineering Program at the University of California (Los Angeles) for a year-long seminar to analyze the potential effects of oil production on the regional marine environment and to examine such social and economic trade-offs as the creation of jobs and revenue and the possible loss of tourism.

As the nation attempts to deal with the short-term energy problems caused by rapidly escalating oil prices, it is becoming increasingly clear that a transition from oil and gas to other fuels will be necessary within the foreseeable future. The Foundation made a grant this year to the Energy and Environmental Policy Center at Harvard University, where faculty and students from various fields (law, physics, and economics, for example) are analyzing options for this transition. Initial attention will be focused on the economics of the nuclear alternative and on an environmental comparison between coal and nuclear power.

Wasteful land-use practices, congestion in urban areas, and the loss of open space and natural areas have

GRANTS AND PROJECTS—RESOURCES AND THE ENVIRONMENT: The "Approvals" column shows grants and Foundation-managed projects approved in 1975. The "Payments" column shows payments on grants and Foundation-managed projects that were approved in 1975 or in earlier years. Brackets show the original approval amount of earlier grants and Foundation-managed projects from which 1975 payments were made or refunds applied. (Note that a number of earlier grants and projects that still have unpaid balances are not shown because no payments or refunds occurred this year.)

	Approvals (Reductions)	Payments (Refunds)
ENVIRONMENTAL RESEARCH AND EDUCATION		
Graduate and undergraduate training in ecology		
California, University of (Santa Barbara) [\$26,533—1974]		\$20,849
Chicago, University of [\$1,036,000—1967]		53,364
Johns Hopkins University [\$858,000—1968]		220,000
Stanford University [\$1,936,000—1969]		166,930
Washington, University of [\$50,000—1974]		991
Yale University [\$909,655—1968]		57,904
Resources and environmental research		
California Institute of Technology [\$500,000—1974]		170,000
California, University of (Los Angeles)	\$35,000	
California, University of (San Diego) [\$226,000—1974]		28,125
Colorado, University of [\$22,765—1973]	(179)	
Foundation-managed project: studies and conferences [\$150,000—1974]	(20,000)	1,505
Harvard University	2,500	2,500
Resources for the Future	12,000,000	2,000,000
Land-use policy		
Conservation Foundation	50,000	
Urban Institute [\$400,000—1974]		145,111
Colorado, University of		
Teacher training and curriculum development [\$402,510—1971, 1973]		39,128
ENERGY POLICY		
Studies of energy supply and demand and alternative national policies		
Harvard University	32,000	
Massachusetts Institute of Technology	(1,107)	(107)
Supplementary costs for Foundation-managed Energy Policy Project [\$2,450,737—1973]	131,500	239,994
Dissemination of information on the Foundation's Energy Policy Project		
American Association for the Advancement of Science	21,000	10,500
Concern, Inc.	22,500	16,875
League of Women Voters Education Fund	30,000	30,000
ENVIRONMENTAL MANAGEMENT		
Demonstrations in regional management		
British Columbia, University of [\$372,000—1970]		11,177
Consultants and technical services: Foundation- managed project [\$150,000—1972]		2,525
Erie County (Pa.) Board of Supervisors	24,724	12,362
Hawaii, University of [\$250,000—1973]		125,000
Metropolitan Seattle, Municipality of [\$246,400—1973]		39,400
Nashville and Davidson County, Metropolitan Government of [\$650,380—1972]		189,775
San Diego County, California [\$168,000—1973]		101,817
Conflict resolution experiments		
Center for Energy Policy	70,000	24,000
Washington University [\$30,000—1974]		30,000
Washington, University of	120,000	15,000
Pest control and resource management projects		
Arizona, University of [\$371,850—1970]		46,678
Cornell University [\$516,000—1969]		86,963



In a project funded by the U.S. Environmental Protection Agency with supplemental support from the Foundation, Egyptian and American scientists are studying the effects of the High Aswan Dam on the ecosystem of the Nile River and Lake Nasser. Here scientists from the National Academy of Scientific Research and Technology in Cairo conduct a sampling of the river to test for pollution.

stimulated interest in governmental regulations to guide land use and development. Because land-use planning and efforts to guide population growth were introduced in many countries earlier than in the United States, it is believed that much can be learned from foreign experiences. A grant to the Conservation Foundation this year provided support for its research on land policies in eight foreign countries. The funds will also underwrite the publication of a summary volume on such subjects as rural land conservation, coastal zone management, and control of land-price speculation.

It is now five years since the peak of the "environmental crisis" and the enactment of major pollution control legislation in the U.S. Given the experimental nature of much of that legislation and the appearance of energy problems on the scene in the meantime, it is likely that the next few years will see some reconsideration of programs and policies. In order to help provide a better information base for adjustments that may be made, the Foundation this year made a grant to the Environmental Law Institute to study some examples of pollution control policy in other nations.

CONFLICT RESOLUTION

Mediation. Developing a consensus on environmental issues and resolving conflicts over the environmental effects of proposed projects such as dams and highways have become major challenges in many communities and

regions. Mediating such conflicts, a relatively new enterprise that draws upon methods developed in resolving labor and institutional conflicts, has been tried with some success in the state of Washington, where a flood control project planned by the Army Corps of Engineers was fought for fifteen years by farmers, environmentalists, and businessmen. A settlement worked out by the Environmental Mediation Project of Washington University in St. Louis has led the University of Washington in Seattle to establish an Office of Environmental Mediation to mediate disputes in the Pacific Northwest. The Foundation granted \$120,000 to assist the office's efforts to resolve conflicts over such questions as offshore oil drilling, strip mining, and timber cutting.

In an effort to develop a broadly based regional consensus on energy-environment issues in New England, representatives of the six states and various industries and public interests formed the New England Energy Policy Council, which in turn established the Center for Energy Policy as an independent source of information and analysis. With a grant this year to prepare background information, the center will focus on such questions as energy demand, residential energy

conservation, the impact of offshore oil extraction, and conversion to coal as an alternative to fuel oil.

Law. Two public interest law firms practicing in the environmental field received grants in support of their litigation and negotiation efforts. The firms are the Southern California Center for Law in the Public Interest and the Environmental Defense Fund. The former specializes in such fields as transportation planning and nuclear safety, and the latter in management of water resources and land use. (For a discussion of other public interest law grants, see page 25.)

INTERNATIONAL ENVIRONMENTAL AFFAIRS

Although many developing nations assign low priority to the environmental consequences of rapid economic development, such as industrial and urban pollution, others are becoming more conscious that neglect of environmental damage can hamper economic growth. The Foundation provides technical and training assistance to enable developing countries to deal with their environmental problems. For example, a grant to the Arab Republic of Egypt in 1975 supported the training of graduate students and scientists in Egyptian and foreign universities to construct computer models of the desert ecosystem as a first step toward reclamation. As a means of dealing with some of the harmful side effects of the Aswan Dam in Egypt—such as Nile river erosion, increased soil salinity, and a decline in Mediterranean fisheries—a group of Egyptian and American scientists is constructing an elaborate computer model that will mimic the Nile's ecosystem, including plant and animal life. Support for the project by the U.S. Environmental Protection Agency was supplemented by a Foundation grant to Egypt's National Academy of Scientific Research and Technology.

Funds also went to the University of the Philippines for an interdisciplinary graduate program in water resource management and, in Indonesia, to the government and the Bogor Agricultural Institute to establish a training and research program in the management of a major coastal land and water development project. Similarly, the Foundation this year allocated \$340,000 for environmental research and training in the Mekong River Basin Development program, which is designed to create major reservoirs, irrigated agricultural lands, and urban and industrial centers in Indochina. In addition funds were granted to the Environmental Resource Management Research Unit of the Imperial College of Science and Technology in London, which trains large numbers of graduate students from the developing world, particularly in mathematical techniques of environmental analysis.

GRANTS AND PROJECTS	Approvals (Reductions)	Payments (Refunds)
INTERNATIONAL ENVIRONMENTAL AFFAIRS		
Research, training, and conferences		
American Friends Service Committee	4,500	4,500
Arab Republic of Egypt	125,000	13,784
Bogor Agricultural Institute	7,450	3,373
Center for Education in International Management (Geneva) [\$29,600—1974]		29,600
Committee for Coordination of Investigations of Lower Mekong Basin [\$50,000—1973]	(19,761)	(4,761)
Environmental Law Institute	104,210	34,737
Imperial College of Science and Technology Indonesia, Government of	100,000	30,000
International Council of Scientific Unions	197,000	137,081
International Institute for Environment and Development [\$300,000—1973]	108,000	8,000
International Union for the Conservation of Nature and Natural Resources [\$300,000—1973]		100,000
Inter-University Centre of Post Graduate Studies (Yugoslavia)	15,000	50,000
Michigan, University of [\$158,500—1971]		15,000
Middle Eastern environmental studies: Foundation-managed project [\$230,000—1974]		1,925
Philippines, University of the (Los Baños) Research and training for Mekong Basin development: Foundation-managed project	140,593	42,313
Resource management studies for Southeast Asia: Foundation-managed project	340,000	24,864
	219,456	46,417
ENVIRONMENTAL LAW		
Training, research, and legal services		
Council for the Advancement of Public Interest Law	110,000	27,500
Environmental Defense Fund	162,000	162,000
George Washington University [\$251,000—1970]		46,458
Natural Resources Defense Council [\$800,000—1974]		400,000
Sierra Club Legal Defense Fund [\$192,000—1974]		72,000
Southern California Center for Law in the Public Interest	350,000	145,833
CITIZEN ACTION AND CONSERVATION		
Citizen organization and public information		
Arkansas Ecology Center [\$75,400—1973]		24,000
Conservation Foundation [\$505,000—1970, 1971]		50,000
Lake Michigan Federation [\$100,000—1973]		25,001
National Audubon Society [\$138,000—1971]		6,428
Preservation of natural areas and open space		
California, University of (Berkeley) [\$572,550—1968, 1973]		88,550
Foundation-managed project: guarantee reserve for vest pocket park program in New York City [\$70,000—1969]	(70,000)	
Trust for Public Land [\$250,000—1973]		62,500
STATE AND LOCAL GOVERNMENT ASSISTANCE		
Institute of Ecology (Washington, D.C.)		
Project to improve environmental impact statements [\$220,000—1973]		55,339
Municipal Conservation Commissions		
Matching grants to local governments in New England, New York, and New Jersey for conservation activities* [\$300,000—1973]	2,923	41,967
Total, Resources and the Environment	\$14,414,309	\$5,632,575

*From 1972 through 1975, under the Program to Assist Municipal Conservation Commissions, 369 grants were made totaling \$611,248: in Connecticut 41 awards totaling \$71,780; in Maine 54 awards totaling \$49,822; in Massachusetts 74 awards totaling \$192,800; in New Hampshire 68 awards totaling \$94,379; in New Jersey 53 awards totaling \$89,535; in New York 66 awards totaling \$90,180; and in Rhode Island 13 awards totaling \$22,752. The names of the Commissions and the amount of each grant are available on request.

GRANTS AND PROJECTS—NATIONAL AFFAIRS: The "Approvals" column shows grants and Foundation-managed projects approved in 1975. The "Payments" column shows payments on grants and Foundation-managed projects that were approved in 1975 or in earlier years. Brackets show the original approval amount of earlier grants and Foundation-managed projects from which 1975 payments were made or refunds applied. (Note that a number of earlier grants and projects that still have unpaid balances are not shown because no payments or refunds occurred this year.)

	Approvals (Reductions)	Payments (Refunds)
ECONOMIC AND SOCIAL EQUALITY		
THE SEVERELY DISADVANTAGED		
Supported work studies and demonstrations		
Advocap, Inc. (Fond du Lac, Wis.) [\$44,580—1974]		\$22,290
Human Resource Development Foundation (West Virginia) [\$42,770—1974]		21,385
Just Jobs, Inc. (Chicago) [\$49,580—1974]		24,790
Lower Kensington Environmental Center (Philadelphia) [\$41,800—1974]		20,900
Manpower Demonstration Research Corp. North Carolina Manpower Development Corp. [\$48,487—1974]	\$1,600,000	1,442,500
Research and documentation of national supported-work demonstration: Foundation- managed project	130,000	108,587
St. Louis, City of (Office of Manpower Planning) [\$49,438—1974]		24,719
Washington, State of (Department of Social and Health Services) [\$49,000—1974]		49,000
Wider Opportunities for Women, Inc.	50,000	
Explorations of special problems of the severely disadvantaged		
Foundation-managed project [\$250,000—1974]	(40,894)	71,602
Studies of relations between health and nutrition and behavior		
California, University of (Berkeley)	20,644	20,644
Columbia University	10,000	
Meharry Medical College	6,750	6,000
Mexican American Unity Council	25,000	12,500
Miami, University of	5,500	5,500
Yale University	13,000	13,000
Investigations of alternative methods of socialization		
Better Boys Foundation	20,000	20,000
Citizens' Committee on Children of New York City	5,000	5,000
COMMUNITY DEVELOPMENT		
Economic development, social services, and technical assistance		
Alaska Native Foundation [\$650,000—1974]		300,000
American Indian Development Association	85,000	75,000
American Indian Historical Society	125,000	125,000
Atlanta University (East Central Committee for Opportunity) [\$950,000—1974]		485,576
Bedford-Stuyvesant Restoration Corporation [\$1,950,000—1974]		850,000
Center for Community Change [\$1,100,000—1974]		400,000
Chicanos Por La Causa	125,000	125,000
Foundation-managed project: consultants	600,000	473,472
Greater Hartford Process	100,000	25,000
Harlem Commonwealth Council	50,000	8,334
Home Education Livelihood Program, Inc. (New Mexico) [\$300,000—1973, 1974]	75,000	150,000
Indian Education Training, Inc. [\$250,000—1974]		133,196
Mexican American Unity Council (San Antonio) [\$455,000—1974]		225,000
Mississippi Action for Community Education [\$475,000—1974]	67,500	257,500
Navajo Community College	150,000	(11,788)
Puerto Rican Institute for Social Research	50,000	25,000
South East Alabama Self-Help Association [\$700,000—1974]	10,000	324,281
South East Community Organization (Baltimore)	150,000	150,000

National Affairs

In its continuing concern to advance opportunities for the poor, especially minorities, the National Affairs Division supports programs in community development, civil rights, housing management and neighborhood preservation, and efforts to ensure greater equity of access to government services, job opportunities, and legal representation.

Assistance also goes to projects aimed at resolving community and institutional conflicts; to efforts directed at improving the status of women; to projects dealing with the health, safety, and quality of working life, and to public interest law firms, which, through litigation, negotiation, and monitoring of government agencies, represent groups that might otherwise go unrepresented.

ECONOMIC AND SOCIAL EQUALITY

The Severely Disadvantaged. As an extension of its civil rights and community development work, the division is supporting some experiments and studies focused on the most severely disadvantaged segments of American society. Although small in numbers, such families and individuals are having a disproportionate impact upon society. Concentrated in urban slums, they are caught up in a cycle of chronic unemployment, welfare dependency, drug and alcohol addiction, and violent crime. Public and private social programs of the past decade have failed to make much of a dent in their poverty, dependency, and antisocial tendencies. In the belief that the workplace can be used as a means of helping reduce the numbers of the severely disadvantaged, the Foundation supports a national demonstration of supported work in thirteen communities.* The emphasis is on low-stress work situations, relatively simple but psychologically rewarding tasks, and the development of self-confidence and good working habits to prepare for regular employment. At the end of the experiments it is expected that a sizable proportion of the workers will have found permanent jobs and, generally, entered the social mainstream. From 100 to 500 individuals will participate in each experiment, most of them in such jobs as housing maintenance, security services, or para-professional assistance in health and day-care agencies. Major funding comes from federal agencies and supplementary aid from state and local sources. The Foundation's share of the program includes \$1.6 million

*Atlanta; Chicago; Hartford, Conn.; Jersey City, N.J.; Massachusetts (Boston and Springfield); Newark, N.J.; Oakland, Calif.; Philadelphia; St. Louis; San Francisco; Washington (Puget Sound area); West Virginia (five northwest counties), and Wisconsin (Fond du Lac and Winnebago counties).

for the Manpower Demonstration Research Corporation, which is supervising, documenting, and evaluating the experiments.

In connection with the supported-work program in St. Louis, which is centered in high-density housing projects populated largely by dependent families headed by women, the Foundation made a supplementary grant this year to the Tenant Affairs Board, which has established four tenant management corporations that now operate 2,600 units of public housing. The supported-work experiment conducted in these public housing sites consists of training unemployed residents as visiting homemakers, security guards, day-care workers, and laboratory technician aides, and in such work as food preparation and elevator repair. The grant covers social service and youth directors and training and technical assistance for tenant management corporations. The combination of training, supported-work opportunities, and social services, aimed at helping welfare families build a sense of community and break the cycle of dependency, represents a major test of the Foundation's program to assist the severely disadvantaged.

Funds also went to Wider Opportunities for Women, in Washington, D.C., to evaluate a supported-work alternative to prison for women offenders.

Because the severely disadvantaged tend to suffer from inadequate nutrition and medical care, the Foundation has allocated funds to explore possible links between faulty diet and early impairment of health on the one hand, and subsequent school failure, antisocial behavior, and even violent crime on the other. These explorations into health and behavior grew out of a concern about the apparent lack of success of attempts to mitigate social pathology primarily by psycho-social therapies. Public policy and planning do not yet reflect the fact that health and nutrition influence neurological function, which in turn influences behavior. Studies were supported with grants to the universities of California (Berkeley) and Miami, Columbia, and Yale universities, Meharry Medical College, and the Mexican American Unity Council.

Community Development. The Foundation continued long-term assistance to selected community development corporations (CDCs) that serve predominantly black or mainly Mexican American populations in urban and rural areas. Complementing much larger governmental funding, Foundation grants cover administrative expenses of running the organizations and specialized managerial, business, and real estate services for the groups' large-scale economic development programs. The Foundation supports eleven CDCs, most of which

GRANTS AND PROJECTS	Approvals (Reductions)	Payments (Refunds)
Spanish Speaking Unity Council (Oakland) [\$450,000—1974]		168,750
Urban Institute [\$67,885—1974]		33,942
Watts Labor Community Action Committee (Los Angeles) [\$1,100,000—1974]		412,500
The Woodlawn Organization (Chicago) [\$775,000—1974]		394,000
Zion Non-Profit Charitable Trust (Philadelphia) [\$1,050,000—1974]		675,000
JOB TRAINING AND MINORITY BUSINESS DEVELOPMENT		
Manpower program assistance and research		
Arizona Job Colleges	60,000	60,000
George Washington University [\$163,374—1974]		81,265
Mississippi Research and Development Center [\$84,275—1970]	(11,896)	(11,896)
National Academy of Sciences [\$435,000—1974]		108,750
National Commission for Manpower Policy	25,000	25,000
National Manpower Policy Task Force Recruitment and Training Program, Inc. [\$40,000—1974]	110,000	62,290
		10,000
Rural business and cooperative development		
Southern Development Foundation	375,000	264,150
Southern Regional Council	28,000	968
Technical assistance for minority business		
Inner-City Business Improvement Forum [\$300,000—1974]		300,000
Minority Contractors Assistance Project	175,000	151,250
Minority Economic Development Corporation (Nashville)	100,000	78,000
National Council of La Raza	10,000	10,000
MINORITY LEADERSHIP AND PROFESSIONAL TRAINING		
Architecture and city planning		
American Institute of Architects Foundation (New York Chapter) [\$50,000—1971]	(12,723)	
American Institute of Architects Foundation (Washington, D.C.) [\$500,000—1970]		25,000
American Society of Planning Officials [\$350,000—1973]		135,000
Leadership training for public service		
Arkansas College	20,000	20,000
Hendrix College [\$40,000—1974]	(20,000)	
Howard University [\$1,098,000—1974]	17,500	624,017
Institute of Politics (New Orleans) [\$56,000—1974]		28,000
League of Cities/Conference of Mayors [\$207,500—1974]	(207,500)	
Millsaps College [\$60,000—1974]		30,000
Journalism		
Columbia University	157,068	157,068
Foundation-managed project: summer training of minority journalists at Columbia University	54,905	30,469
Legal training		
American Indian Lawyer Training Project, Inc.	1,600	1,600
Earl Warren Legal Training Program, Inc. [\$346,400—1973]	50,000	107,500
National Conference of Black Lawyers, Inc.	800	800
Studies and consultants: Foundation-managed project [\$25,000—1974]	(2,400)	4,285
Public administration and philanthropy		
American Society for Public Administration [\$500,000—1974]		130,648
Association of Black Foundation Executives [\$75,000—1973]		15,000
Union leadership training		
A. Philip Randolph Educational Fund [\$100,000—1974]		50,000
California, University of (Berkeley) [\$225,000—1974]		93,750



A blue jeans factory (called Fine Vines) provides job opportunities to residents of the Mississippi Delta region. It is one of several new industries and services introduced by Mississippi Action for Community Education, a Foundation-supported rural community development corporation.

CIVIL RIGHTS

National and regional resource centers

Catholic University of America	210,000	210,000
Martin Luther King, Jr. Center for Social Change [\$100,000—1974]		100,000
Metropolitan Applied Research Center [\$450,000—1974]	307,500	416,450
NAACP Special Contribution Fund [\$950,000—1974]		531,250
National Council of La Raza	265,000	265,000
National Council of Negro Women [\$115,000—1974]	100,000	102,500
National Urban League [\$2,350,000—1974]		1,189,600
Notre Dame, University of [\$500,000—1973]		125,000
Puerto Rican Research and Resources Center [\$200,000—1974]		95,000
Southern Regional Council [\$1,450,000—1974]		675,000

Legal defense funds

Mexican American Legal Defense and Educational Fund [\$825,000—1974]		400,000
NAACP Legal Defense and Educational Fund [\$700,000—1973]		285,714
Native American Rights Fund	800,000	456,454
Puerto Rican Legal Defense and Education Fund [\$150,000—1974]		112,500

INTERGROUP RELATIONS, COMMUNITY CONFLICT RESOLUTION, AND SOCIAL POLICY

Studies of race relations and ethnicity

American Jewish Committee [\$370,320—1974]	10,000	88,000
Foundation-managed projects: conferences, films, consultants, research	102,653	28,170
Harvard University [\$136,000—1974]		49,260
Massachusetts Institute of Technology	65,000	
National Opinion Research Center [\$250,000—1973]	100,000	123,000

received two-year funding last year. The CDCs receiving grants this year were:

—Chicanos Por La Causa (CPLC), a Mexican American organization in Phoenix which conducts programs in education, health, and economic development. CPLC has packaged loans and provided technical assistance in management for small businesses. It also offers counseling to low-income homeowners and supervises bilingual training for Mexican American graduate students working in the Phoenix school system.

—Home Education Livelihood Program (HELP), the only private organization serving rural low-income Chicano and Indian communities throughout New Mexico, HELP's programs include child care and services for the elderly.

—Mississippi Action for Community Education (MACE), serving rural blacks in eleven Delta counties. MACE has helped build factories, provided 350 jobs for local residents, developed low-cost housing, and given technical assistance to local businessmen and farmers.

Program-related investments, in which a portion of the Foundation's capital assets is invested directly for social purposes, included a loan of \$325,000 to help the Spanish Speaking Unity Council, a Mexican American CDC in Oakland, build a community resources center. It will contain the organization's headquarters and provide office space for other nonprofit community service groups. Federal funding will cover the major costs.

Although the main focus of the Foundation's community development program has been on organizations serving poor black and Hispanic populations, a CDC providing similar services to predominantly white ethnic, working-class neighborhoods in Baltimore has also been supported for the past three years. Again this year funds went to the South East Community Organization for planning and administration of housing, health, and neighborhood assistance projects.

Funds for technical assistance to a variety of other groups serving minorities were provided. Among the recipients of renewed support were:


- the Southern Development Foundation, a coordinating agency providing technical assistance and training to farming cooperatives in the rural South;

- the American Indian Development Association, which provides information and technical assistance to Indian groups, particularly in methods of securing federal and private resources for community development programs.

In New York, funds were granted to the Harlem Commonwealth Council in support of commercial real estate development, and for the establishment of a new organization, the Puerto Rican Institute for Social Research. The institute will provide research, policy planning, and technical assistance to public and voluntary agencies serving Puerto Ricans in the metropolitan area.

In the belief that strong community-based financial institutions are vital to arrest neighborhood deterioration and improve the economic status of disadvantaged minorities, the Foundation this year directed three program-related investments totaling \$3.5 million to two banks and a company that finances community development corporations and minority entrepreneurs. A \$1 million investment—half in preferred stock, the other half in interest-bearing notes—was made in the Citizens Trust Bank in Atlanta, one of the largest and oldest (in operation for over fifty years) black-owned financial institutions in the United States. The Foundation's investment is being matched by a consortium of local institutions for a total financing of \$3 million. A ten-year, \$1 million capital investment was made in the Freedom National Bank of New York, with offices in the black communities of Harlem and

GRANTS AND PROJECTS	Approvals (Reductions)	Payments (Refunds)
Community and public employee dispute settlement		
American Arbitration Association [\$700,000—1974]		350,000
Institute for Mediation and Conflict Resolution [\$810,000—1974]		410,000
League of Cities/Conference of Mayors [\$314,000—1974]		150,000
New Jersey, State of	100,000	25,000
Washington University [\$59,769—1974]		59,769
Media and race relations		
Community News Service	57,500	37,335
United Church of Christ (Office of Communications)	100,000	100,000
Minority youth services		
Southern California, University of [\$656,000—1962]	(53,755)	
Syracuse University [\$651,000—1962]	(32,119)	
Social welfare research and technical assistance		
Call for Action, Inc.	35,000	17,500
Drug Abuse Council [\$3,200,000—1974]		1,600,000
Foundation-managed projects: consultants and studies [\$100,000—1974]		28,524
Working-class problems: research, conferences, demonstrations		
California, University of (Berkeley) [\$303,594—1974]		303,306
California, University of (Los Angeles)	300,000	125,520
Center for Urban Ethnic Affairs [\$925,000—1974]	50,000	539,819
Columbia University [\$150,000—1972]		72,150
Cornell University (School of Industrial and Labor Relations) [\$100,000—1974]	(762)	99,239
Loughborough University of Technology (England)	184,300	164,300
Michigan, University of	250,000	75,000
Research on worker discontent: Foundation-managed projects [\$310,000—1974]	90,930	93,503
Work in America Institute	100,000	60,000
STATUS OF WOMEN		
Day-care services		
Bank Street Day Care Consultation Service [\$150,000—1974]		75,000
Black Child Development Institute [\$275,000—1974]		137,500
Day Care & Child Development Council of America	124,500	124,500
Women's Action Alliance [\$30,000—1974]		30,000
Research, technical assistance, and conferences		
American Assembly	100,000	20,000
Catalyst [\$150,000—1972]		50,000
Conference Board (New York City)	25,000	
Cornell University (School of Industrial and Labor Relations) [\$188,739—1974]		188,739
Foundation-managed projects: consultants, studies, and conferences	144,609	48,553
National Committee on Household Employment	100,000	100,000
Planned Parenthood Federation of America	110,000	20,950
Rutgers University (Eagleton Institute of Politics Center for the American Woman and Politics)	100,000	32,800
Travelers Aid International Social Service of America	50,000	50,000
Legal action		
Women's Law Fund [\$200,000—1974]		75,000
Women's Law Project	60,000	60,000
HOUSING		
Promoting and maintaining racially open neighborhoods		
Connecticut Housing Investment Fund [\$100,000—1974]		60,000
Homestead Computer Project	1,550	
Housing Opportunities Council of Metropolitan Washington [\$150,000—1974]		90,000
Housing Opportunities Made Equal (Richmond, Va.)	21,600	
Leadership Council for Metropolitan Open Communities [\$75,000—1974]		37,500



A client and lawyer discuss a case at the offices of the Puerto Rican Legal Defense and Education Fund, one of several organizations supported by the Foundation that have established important legal precedents in protecting the civil rights of minorities. The fund, for example, won a consent decree from the New York City Board of Education to provide bilingual education for Spanish-speaking students and later was awarded attorneys' fees by the court for its work on the case.

League of Women Voters Education Fund	13,100	13,100
National Committee Against Discrimination in Housing [\$491,000—1974]		486,750
National Neighbors	154,000	48,500
New York State Urban Development Corporation [\$200,000—1974]		50,000
Nineteenth Ward Community Association (Rochester, N.Y.)	50,000	
Rhode Island Housing Investment Fund [\$26,180—1974]		13,090
San Francisco Development Fund	3,490	3,490
Seattle Housing Development [\$85,000—1974]	(53,125)	31,875
Suburban Action Institute [\$50,000—1974]		5,000
United Neighborhood Houses of New York (for Forest Hills Community House)	45,000	
Westchester Residential Opportunities [\$50,000—1974]		25,000
West Mt. Airy Neighbors (Philadelphia)	9,000	
Housing management and tenant services		
Advisory Services for Better Housing, Inc.	175,000	40,330
Greater Boston Community Development [\$75,000—1973]		16,500
Henry Street Settlement [\$60,000—1973]		15,000
Housing Development Corporation Council of the City of New York [\$48,000—1974]	7,200	19,200
Massachusetts Union of Public Housing Tenants	105,000	73,500
National Center for Housing Management	125,000	38,000
Organization for Applied Sciences in Society (Michigan) [\$105,000—1974]		75,200
Philadelphia Council for Community Advancement [\$130,000—1973]		16,375
REMCA, Inc. (North Carolina)	80,000	68,965
Tenant Affairs Board (St. Louis)	130,000	106,250

Bedford-Stuyvesant. PEDCO, Inc., a minority-owned financial intermediary that promotes minority enterprise throughout the country, received a ten-year loan of \$1.5 million to expand its lending activities.

Civil Rights Advocacy and Legal Defense. Despite substantial progress made by individual minority group members, considerable inequalities remain. The Foundation therefore maintains a strong commitment to support civil rights, legal defense, and related organizations that can exert leverage on government and the private sector to respect rights and devise more equitable access to the nation's resources.

In addition to ongoing support from previous grants to such national civil rights centers as the NAACP Special Contribution Fund, the National Urban League, and the Puerto Rican Research and Resources Center, the Foundation this year gave supplementary funds to the Metropolitan Applied Research Center (MARC) in New York and the National Council of Negro Women and the National Council of La Raza, both in Washington, D.C. The grant to MARC supports research, training, and technical assistance for minority groups, especially urban blacks and Puerto Ricans. The women's group will use its grant to expand programs in various parts of the country aimed at improving low-income housing, employment counseling, health

care, and rural development. The National Council of La Raza will continue to monitor government programs serving Mexican Americans, disseminate information, and serve as a national advocate of Chicano needs.

During the past decade the Foundation has granted some \$16 million to legal defense organizations representing Blacks, Mexican Americans, Puerto Ricans, and Native Americans. They have been successful in a wide variety of cases, many of which have established important legal precedents in combating discrimination in education, jobs, housing, public services, jury selection, voting, and the administration of justice. This year the Foundation renewed support for the Native American Rights Fund (NARF) with a grant of \$800,000. Established in 1971 with Foundation assistance to represent Indian interests in the courts, NARF litigates cases to reaffirm treaty rights, regain control of tribal land and water resources that have been bargained away or appropriated by public and private interests, and prevent further encroachment on these resources. Among its successful cases have been a suit against the Secretary of the Interior to halt diversion of excessive water from Pyramid Lake in Nevada, which the Paiute Indians fish for a living, and assistance to Alaskan native residents of the North Slope in securing the right to organize a local unit of state government with the power to tax oil operations in that area.

Intergroup Relations and Community Conflict Resolution. The Center for National Policy Review at Catholic University, which received renewed support for its civil rights and race relations research, was established in 1970 as a resource for groups pressing for federal enforcement of civil rights in housing, education, employment, and revenue sharing. Among its projects have been implementation of federal equal housing regulations and analysis of the charge that the government has failed to resolve Northern school segregation.

Research and action projects dealing with the influence of ethnic group identity in the practical workings of American pluralism received supplementary assistance. Grants went to an American Jewish Committee institute to extend neighborhood stabilization services to the Coney Island community in New York; to the Massachusetts Institute of Technology for continued analysis by Harold R. Isaacs of the political and institutional impact of new pressures being exerted by racial and ethnic groups; to the National Opinion Research Center for research on the nature and role of ethnicity in American life, and to the Center for Urban Ethnic Affairs for research and technical and financial assistance to local organizations representing white, working-class communities.

GRANTS AND PROJECTS	Approvals (Reductions)	Payments (Refunds)
Preservation of low- and moderate-income housing and neighborhoods		
Assistance to federally insured housing:		
Foundation-managed project	73,000	
Association of Neighborhood Housing Developers	150,000	75,000
Films and conferences on housing programs:		
Foundation-managed project	173,350	60,100
Lutheran Medical Center (New York City)	100,000	86,666
Mexican American Unity Council	150,000	
Neighborhood Housing Services (Pittsburgh) [\$125,000—1974]		95,000
Neighborhood Housing Services (Washington, D.C.) [\$150,000—1973]		15,000
Neighborhood Housing Services of Baltimore [\$100,000—1974]		75,000
Oakland Neighborhood Housing Services [\$100,000—1973]		25,000
San Francisco Development Fund	50,000	10,000
ADMINISTRATION OF JUSTICE		
Studies and demonstration programs		
American Law Institute [\$180,000—1970]		12,350
Films on Vera Institute of Justice programs:		
Foundation-managed project [\$55,000—1974]		42,420
New York University [\$60,000—1974]		30,000
United Nations Social Defence Research Institute [\$125,000—1973]		62,500
Vera Institute of Justice [\$450,000—1972, 1973, 1974]	50,000	365,902
Legal education		
California, University of (Los Angeles) for the <i>Black Law Journal</i> [\$50,000—1972]		25,000
Council on Legal Education for Professional Responsibility [\$5,000,000—1974]		748,000
Texas, University of [\$380,000—1967]		14,014
Corrections, criminal law, criminology research, training, and conferences		
American Bar Association Fund for Public Education [\$510,000—1974]	200,000	478,187
American Civil Liberties Union Foundation	50,000	37,500
Center for Correctional Justice	35,000	
Chicago, University of [\$700,000—1970]		55,000
Correctional Information Service:		
Foundation-managed project	7,998	882
Crime in the U.S. (study by Charles E. Silberman): Foundation-managed project [\$445,000—1972]	30,000	116,824
Georgetown University [\$650,000—1970]		27,255
Harvard University [\$400,000—1974]		80,690
New York, State University of (Albany) [\$251,000—1969]		19,658
New York University [\$35,000—1974]	(10,151)	7,002
Pennsylvania, University of [\$58,000—1974]		41,500
Legal services for the poor and minorities		
American Bar Association Fund for Public Education [\$90,000—1972]	(30,000)	(20,000)
California, University of (Berkeley/National Housing Law Project, Earl Warren Legal Institute)	62,500	
Center on Social Welfare Law and Policy	62,500	
East Tennessee Research Corporation	50,000	30,000
Lawyers' Committee for Civil Rights Under Law	326,390	191,666
Legal Action Center of the City of New York [\$250,000—1974]		106,000
Legal Aid Society of Cleveland [\$360,000—1972]		41,000
New Haven Legal Assistance Association [\$200,000—1973]		85,000
Judicial administration, research, and conferences		
National Center for State Courts [\$50,000—1974]		50,000
William Nelson Cromwell Foundation [\$80,000—1967]		5,000
Legal services experiments		
Municipal Employees Legal Services Fund (New York City) [\$250,000—1974]		170,395
Resource Center for Consumers of Legal Services	100,000	25,000

GRANTS AND PROJECTS	Approvals (Reductions)	Payments (Refunds)
Police Foundation		
Police training, administration, and research [\$10,600,000—1974]		5,000,000
Public interest law		
Center for Law and Social Policy (Washington, D.C.) [\$820,000—1974]		411,854
For Responsive Media: Citizens Communications Center (Washington, D.C.)	240,000	235,000
Foundation-managed project: conferences [\$24,000—1974]	(356)	
Georgetown University	300,000	110,493
League of Women Voters Education Fund [\$350,000—1973]	47,120	100,000
Public Advocates (San Francisco)	650,000	326,750
Wisconsin, University of [\$497,000—1973]		178,259
GOVERNMENT PERFORMANCE		
Brookings Institution		
Internships in federal agencies [\$110,000—1971]		62,236
Monitoring of revenue sharing [\$225,000—1974]		181,000
International City Management Association		
Placement service for minority administrators in local government [\$110,450—1974]		50,000
Permanent Committee of the Oliver Wendell Holmes Devise		
History of the Supreme Court	65,000	20,000
Political campaign studies and voter registration		
Governmental Affairs Institute [\$179,000—1967]	(27,466)	
Harvard University [\$30,000—1974]		30,000
Michigan, University of [\$100,000—1972]		14,660
National Municipal League [\$45,000—1973]		1,491
Voter Education Project [\$175,000—1974]		63,767
Productivity studies and demonstrations		
Committee for Economic Development	24,000	24,000
Nassau County (New York) [\$150,000—1973]		63,255
New York, State University of [\$170,000—1974]		68,000
Syracuse University [\$159,000—1974]		61,000
Public-policy research, training, and conferences		
American Association for the Advancement of Science [\$102,000—1974]		51,000
California, University of (Berkeley) [\$273,406—1970]		6,019
Smithsonian Institution [\$25,000—1962]	(924)	
Stanford University [\$100,000—1974]		52,535
Public administration		
American Society for Public Administration	20,000	
Atlanta University	200,000	
Texas Southern University	100,000	30,000
Publications on state government		
California Center for Research and Education in Government (<i>California Journal</i>) [\$87,000—1973]		17,500
<i>Empire State Report</i> (New York) [\$125,000—1974]		95,000
Sangamon State University (<i>Illinois Issues</i>) [\$140,000—1974]		80,000
State and local government research and advisory services		
Analysis of government improvement programs— Foundation-managed project: consultants [\$130,000—1972]		18
Catholic University of America (Center for National Policy Review)	23,610	23,610
Center for Governmental Studies [\$180,000—1974]		85,889
Citizens Conference on State Legislatures [\$1,000,000—1972]		62,400
International City Management Association Retirement Corp. [\$72,180—1974]		63,262
National Training and Development Service for State and Local Government [\$250,000—1974]		100,000
Rutgers University (Eagleton Institute of Politics) [\$350,000—1974]		94,000

For several years the Foundation has supported a growing movement to use disinterested third parties to help resolve disputes between such groups as housing authorities and tenants, prison officials and inmates, and students and college administrators. Although most of these efforts have been privately supported, the State of New Jersey Department of the Public Advocate has established a new Office of Dispute Settlement, for which the Foundation this year granted \$100,000. The office will mediate disputes between environmentalists and industries, controversies over housing redevelopment and relocation, and consumer cases. In addition the Foundation made a grant to the Center for Correctional Justice to recruit and train citizen volunteers in several states to work with correctional staff and inmates in designing remedies for prisoners' grievances.

The Quality of Work. In recent years social scientists and industrial and union leaders have been exploring ways to reduce harmful physical and psychological effects due to technology and the organization of the workplace. This year grants totaling \$834,300 were made for studies of labor-management cooperation in work redesign and other changes. The Quality of Work Program of the University of Michigan was assisted for a second year of redesign demonstrations in workplaces ranging from mines and factories to schools and hospitals. The experiments include the organization of autonomous work units with full responsibility for production and the introduction of labor-management committees. A similar center at the Institute of Industrial Relations at the University of California (Los Angeles) received funds for work-restructuring experiments and for advising labor and management representatives on demonstration projects. To serve as a clearinghouse for such research and experimentation, the Work in America Institute was established this year with federal, corporate, and Foundation funding. A grant to Loughborough University of Technology in England helped establish an International Council on the Quality of Working Life, which is similarly concerned with various ways of humanizing work.

Status of Women. The National Affairs Division's support for efforts to expand and protect the rights and opportunities of women concentrates on low-income and minority women, although assistance is also directed to activities aimed at improving the status of all women. For example, the Women's Law Project was granted \$60,000 for research and publications on problems encountered by states that have passed equal rights amendments and for the drafting of model codes covering areas of law affected by such amendments.

Funds also went to the Travelers Aid International Social Service of America for a meeting of non-governmental organizations held concurrently with the United Nations International Women's Year Conference in Mexico City. Also supported were an American Assembly conference on women in the American economy and research by The Conference Board on affirmative action related to working women. An analysis of legal abortion services and the effects, especially on poor women, of the denial of such services because of opposition by some community or hospital leaders was undertaken by the Alan Guttmacher Institute through a grant to Planned Parenthood Federation of America. The Foundation renewed support for the Day Care and Child Development Council of America, which provides technical assistance to child-care groups, and for the National Committee on Household Employment for research, and monitoring of the extension of minimum wage coverage to household workers.

HOUSING

The main objectives of the Foundation's housing efforts are maintaining the stability of racially mixed neighborhoods, improving the management of government-assisted housing, and revitalizing older neighborhoods.

Support for interracial neighborhood stabilization included a grant to National Neighbors for preparation of a reference directory of programs conducted by neighborhood associations, additional regional staffing, production of a slide-tape on monitoring illegal or undesirable real estate practices, and a national audit of real estate firms specializing in relocating transferred employees to determine whether federal open-housing laws are being complied with. Other assistance was given to United Neighborhood Houses of New York for social services intended to maintain stability in Forest Hills, New York, a community recently divided over a proposed high-rise public housing project; to Housing Opportunities Made Equal, in Richmond, Virginia, to help organize an experimental mortgage program for interracial neighborhoods in which interest rates and monthly payments are geared to changes in family income, and to the Nineteenth Ward Community Association, a racially and ethnically diverse neighborhood in Rochester, New York, for a community education program aimed at stemming the drop-off in white enrollment in the ward's high schools.

Tenant involvement in the management, maintenance, and provision of social services in public housing is gaining favor in many parts of the country. This year funds went to the Massachusetts Union of Public Housing Tenants for technical assistance to tenant councils in forty-five localities. The councils run programs in educa-

GRANTS AND PROJECTS	Approvals (Reductions)	Payments (Refunds)
Southern Regional Council [\$125,000—1974]		55,000
State Legislative Leaders Foundation	135,000	110,000
Task Force on Children Out of School (Boston)	150,000	76,250
Systems analysis in government		
New York City—Rand Institute [\$200,000—1974]	30,000	130,000
Public Technology, Inc.	200,000	117,000
URBAN AND REGIONAL STUDIES		
Regional and metropolitan planning and research		
Greater Hartford Process [\$25,000—1973]		8,334
Regional Plan Association (New York City)	30,000	30,000
Southern Growth Policies Board	5,000	5,000
Urban problems and policy research		
American Law Institute [\$500,000—1963]		11,597
Centre for Environmental Studies (London) [\$550,700—1972]		92,700
Chicago, University of	50,000	
Columbia University	75,000	
Conference Board [\$62,500—1974]		20,500
Council for Urban Economic Development [\$50,000—1974]		25,000
Council of University Institutes for Urban Affairs	6,000	6,000
Foundation-managed project: research on university-urban involvement	55,000	5,086
International Institute of Applied Systems Analysis (Austria)	150,000	
Johns Hopkins University [\$80,000—1974]	(47)	41,653
National Urban Fellows	207,500	132,500
New York Interface Development Project	10,000	10,000
New York University [\$50,000—1972]		25,000
Pennsylvania, University of	44,500	26,200
Potomac Institute [\$120,000—1974]	6,450	66,450
Southwest Center for Urban Research [\$200,000—1974]		49,366
Urban Institute	1,250,000	1,196,000
Vanderbilt University [\$350,000—1969]	(1,327)	
Washington Center for Metropolitan Studies	200,000	165,000
Total, National Affairs	<u>\$15,059,672</u>	<u>\$35,659,013</u>
PROGRAM-RELATED INVESTMENTS are capital funds invested in socially important enterprises in various fields of Foundation interest. The first column shows total amounts approved, and the second the amount loaned, invested, or guaranteed as of September 30, 1975. The fiscal year(s) of approval appears after the name of each recipient.		
ARTS	Approvals	Invested or Guaranteed
Center Stage Associates (Baltimore, Md.)—1975		
Renovation of theater		
Five-year loan, 8%	\$750,000	\$158,214
Harlem School of the Arts (New York, N.Y.)—1975		
Construction of new training facilities		
Guarantee	600,000	
COMMUNITY HEALTH PLANS		
Community Health Care Center Plan (New Haven, Conn.)—1970		
Eleven-year loan, 4%	1,150,000	1,150,000
Harvard Community Health Plan (Boston, Mass.)—1970		
Nine-year loan, 8%	425,000	425,000

PROGRAM-RELATED INVESTMENTS	Approvals	Invested or Guaranteed
COMMUNITY DEVELOPMENT CORPORATIONS		
RDC Commercial Center (New York, N.Y.)—1972 Development of multipurpose commercial center in Bedford-Stuyvesant section of Brooklyn Guarantee	3,400,000	3,400,000
Pride Gardens, Ltd. (Mississippi Action for Community Education) (Greenville, Miss.)—1974 Low-income housing and community recreation facilities Two-year loan participation, 8½ %	1,009,620	687,125
Southeast Development, Inc. (South East Community Organization) (Baltimore, Md.)—1975 Experimental land banking and neighborhood revitalization program Four-year loan, 8 %	1,035,500	
Spanish Speaking Unity Council (Oakland, Calif.)—1975 Construction of new office facilities Eight-year loan, 8½ %	325,000	194,832
Zion Investment Associates (Philadelphia, Pa.)—1968 Development of community-owned businesses Preferred stock	418,267	418,267
Woodlawn Community Development Corporation (Chicago, Ill.)—1975 Real estate development and neighborhood revitalization program Five-year loan, 8 %	1,044,000	
EDUCATION		
Center for Understanding Media (New York, N.Y.)—1973 Traveling children's film theater to promote media literacy Two-year loan, 7½ %	125,000	125,000
Shaw University (Raleigh, N.C.)—1974 Debt repayment and management improvements Nine-year loan, 5 %	487,500	437,500
The Growing Mind (Berkeley, Calif.)—1974 Land purchase for residence center for neurologically handicapped children Five-year loan, 5 %	69,000	69,000
MINORITY ENTERPRISES		
All Pro Enterprises, Inc. (Pittsburgh, Pa.)—1969 Biracially owned food franchise business Common stock	250,000	250,000
Cheetah Charter Bus Service (New York, N.Y.)—1970 Minority-owned charter bus company Ten-year loan, 6 %	160,000	145,000
First Harlem Securities Corp. (New York, N.Y.)—1971 Minority-owned securities brokerage firm Preferred stock	200,000	200,000
The Third Press (New York, N.Y.)—1971-1974 Minority-owned book publishing company Ten-year loan, 4 %	325,000	325,000
Trans-Bay Engineers & Builders (Oakland, Calif.)—1970-1972-1973 Consortium of minority-owned construction firms Eight-year loan, 4 %	999,068	999,068

tion, employment, and social and legal services. Other approaches to improving the operation of low- and moderate-income housing supported this year were a training program for managers of multifamily developments, run by the National Center for Housing Management, and the management of subsidized housing in North Carolina by REMCA, a nonprofit management corporation that handles such immediate problems as collecting back rents and making repairs while working out longer-term solutions with tenants, owners, and the U.S. Department of Housing and Urban Development (HUD).

Among the efforts to stem the decline of older housing stock in urban neighborhoods were grants to the Lutheran Medical Center in Brooklyn, New York, to enable a community redevelopment committee to continue the rescue of abandoned housing in Sunset Park, a multi-ethnic neighborhood, and to the San Francisco Development Fund for preservation of moderate-income neighborhoods through private lending for home improvements. The Foundation also provided partial support to Advisory Services for Better Housing for a comprehensive diagnostic and treatment program for distressed HUD-assisted, multifamily projects in metropolitan New York. Foundation funds will supplement commitments from HUD, Rockefeller Brothers Fund, and a private bank.

ADMINISTRATION OF JUSTICE

Corrections. Improvements in American criminal justice, especially the corrections system, are essential to ensure equal protection of the law for all citizens. Support continued this year for the American Bar Association's Commission on Correctional Facilities and Services, which works with bar associations and correction agencies for reforms in the penal system, and the Correctional Information Service, which publishes the magazine *Corrections*, dealing with prison reform programs. For combined research, litigation, and cooperation with government and community agencies to ensure that prison conditions and practices reflect legislative policy, funds were granted to the National Prison Project of the American Civil Liberties Union Foundation. The program is working on due process in parole proceedings, challenging the use of indeterminate sentencing of mentally retarded delinquents, and testing the legality of behavior modification programs in prisons.

Legal Services. Although beset by financial uncertainties, public interest law has gained a foothold in the American legal system with successful representation of consumers, environmentalists, and other groups that might otherwise go unrepresented. After a conference in 1974, the Council for the Advancement of Public Interest

Law was established, funded by the Foundation and other private agencies, to explore possible new financing mechanisms. These include direct support from the organized bar and court- or agency-awarded fees.

At the same time, the Foundation renewed support for four public interest law firms:

—For Responsive Media: Citizens Communications Center, for work in mass communications, with special emphasis on the Federal Communications Commission's regulatory policies and practices;

—Georgetown University's Institute for Public Interest Representation, which tries to ensure that federal administrative regulations reflect legislative intent in such areas as consumer concerns and freedom of information;

—the League of Women Voters Education Fund, which works on voting rights and election laws;

—Public Advocates, a California firm that specializes in employment discrimination, education, and consumer protection and is also exploring activities in women's and children's rights and occupational health and safety. (Grants to environmental public interest law firms are discussed on page 16.)

For several years students and faculty from Vanderbilt University and the University of Tennessee have been helping impoverished groups in eastern Tennessee, a rural area that has suffered from the effects of strip mining. In 1973 Vanderbilt used Foundation funds to create the East Tennessee Research Corporation, which provides legal assistance in health care, economic development, and environmental protection. This year a grant was made to enable the corporation to continue the work.

Two centers that assist local groups providing legal services to the poor received funds for litigation, technical assistance, and information: The National Housing Law Project of the Earl Warren Legal Institute at the University of California (Berkeley), and the Center on Social Welfare Law and Policy.

With the increase of groups offering legal insurance plans, the need for information, research, and advice on the best methods of running such programs is also rising. A grant went to the newly established Resource Center for Consumers of Legal Services in Washington, D.C. to offer such assistance nationwide.

The Police Foundation. Established in 1970 and backed by a \$30 million commitment from the Ford Foundation, the Police Foundation assists local police departments in upgrading their performance. It has chalked up a strong record of research and experimentation in such fields as the use of civilians as police planning specialists and the evaluation of policewomen on street patrols. This year it sponsored a conference on police productivity, which brought together police chiefs, labor

PROGRAM-RELATED INVESTMENTS	Approvals	Invested or Guaranteed
Vic-Way Broadcasting Corp. (St. Louis, Mo.)—1969 Minority-owned radio station Ten-year loan, 1% above prime rate	477,674	477,674
MINORITY ENTERPRISE FINANCING INSTITUTIONS		
CEDCO Capital Corp. (Chicago, Ill.)—1971 Venture capital for minority business Preferred stock	600,000	300,000
Citizens Trust Bank (Atlanta, Ga.)—1975 Minority-owned bank Ten-year capital notes, 10%, and preferred stock	1,000,000	1,000,000
Coalition Venture Corp. (New York, N.Y.)—1971 Venture capital for minority business Seven-year loan, 4½ %	500,000	500,000
Cooperative Assistance Fund (Washington, D.C.)—1973 Investment pool for minority enterprises Units of participation	1,000,000	1,000,000
Freedom National Bank of New York (New York, N.Y.)—1975 Minority-owned bank Eight-year capital notes, 8%	1,000,000	1,000,000
Funds for Self-Enterprise (Cincinnati, Ohio)—1969 Loan pool for minority business Guarantee	276,214	276,214
Illinois Neighborhood Development Corp. (Chicago, Ill.)—1974 Acquisition of neighborhood bank to assist in community rehabilitation Common stock, convertible debenture	160,000	160,000
Inner-City Business Improvement Forum (Detroit, Mich.)—1969 Loan pool for minority business Five-year loan, 4½ %	500,000	500,000
Minority Contractors Assistance Project (Washington, D.C.)—1970 Technical and financial assistance for minority contractors Guarantee	1,500,000	1,500,000
Minority Equity Capital Co. (New York, N.Y.)—1971 Venture capital for minority business Preferred stock	750,000	500,000
Southern Cooperative Development Fund (Lafayette, La.)—1970 Development bank for rural cooperatives Ten-year debentures, 5%, and common stock	400,000	400,000
Urban National Corp. (Boston, Mass.)—1972 Venture capital for minority businesses Preferred stock	750,000	750,000
Witherspoon Development Corp. (PEDCO, Inc.) (New York, N.Y.)—1975 Venture capital for minority businesses Ten-year loan, 8%	1,500,000	1,000,000
PUBLIC TELEVISION		
Community Television of Southern California (Los Angeles, Calif.)—1970 Studio purchase and renovation Eight-year loan, 7½ %	2,157,479	2,157,479

PROGRAM-RELATED INVESTMENTS	Approvals	Invested or Guaranteed
Detroit Educational Television Foundation (Detroit, Mich.)—1971		
Purchase of new broadcast facility		
Ten-year loan, 8%	189,800	189,800
Educational Broadcasting Corp. (WNET/Channel 13) (New York, N.Y.)—1973		
Relocation of offices and production facilities		
Five-year loan	500,000	500,000
Greater Washington Educational Telecommunications Association (Washington, D.C.)—1972		
Purchase of new broadcast facility		
Six-year loan	650,000	650,000
KQED, Inc. (San Francisco, Calif.)—1975		
Construction of production and administrative facilities		
Five-year loan participation, ½ % over the prime rate	900,000	
Public Broadcasting System/Corporation for Public Broadcasting (Washington, D.C.)—1975		
Satellite interconnection system for public broadcasting	1,230,000	
WIDENING HOUSING OPPORTUNITIES		
Connecticut Housing Investment Fund (Hartford, Conn.)—1969		
Second mortgages for minority homebuyers		
Guarantee	500,000	500,000
Durham Homes (Durham, N.C.)—1971		
Low-income housing development		
Guarantee	200,000	200,000
FCH Services (Foundation for Cooperative Housing) (Washington, D.C.)—1969		
Low- and moderate-income cooperative housing development		
Nine-year loan, 7½ %	425,000	425,000
Mutual Real Estate Investment Trust (New York, N.Y.)—1968		
Operation of racially integrated apartment housing		
Shares of beneficial interest	933,595	933,595
OTHER		
The Push Foundation (Cleveland, Ohio)—1972		
Production of documentary film on black business and cultural exposition		
Four-year loan, 8%	750,000	750,000
	<u>\$31,622,717</u>	<u>\$24,653,768*</u>
SUMMARY—PROGRAM-RELATED INVESTMENTS		
Total approvals, September 30, 1974		
Invested or guaranteed	\$22,831,680	
In process	937,495	
	<u>23,769,175</u>	
New approvals during 1975		
Invested or guaranteed	3,557,114	
In process	6,031,454	
	<u>9,588,568</u>	
Less:		
Partial returns of amounts invested	885,026	
Investments written-off	850,000	
	<u>1,735,026</u>	
Total approvals, September 30, 1975	<u>\$31,622,717</u>	

*Of this amount \$5,876,214 represents loans the Foundation has agreed to guarantee (of which \$3,576,386 has been disbursed by lenders) and \$18,777,554 represents loans and equity investments. The latter figure is shown in the Statement of Financial Position (page 66), net of allowance for possible losses of \$7,435,147.

experts, and systems analysts. The foundation also jointly sponsored with the Federal Bureau of Investigation a police managerial training program.

GOVERNMENT PERFORMANCE

Governments at all levels are increasingly burdened by fiscal troubles, including inflation and the rising costs of labor, as well as by rising public disaffection with public procedures and programs. Accordingly, the Foundation continued support for efforts to make delivery of public services more efficient and equitable, enhance the organization and working conditions of state legislatures, and improve the productivity of government personnel.

Residential areas inhabited by the poor and minorities are often shortchanged in the delivery of such public services as police and fire protection, street paving, water supply, and sewers. Two grants were made this year for efforts to redress these inequities. The Lawyers' Committee for Civil Rights Under Law received funds to set up a Government Services Equalization Center, which will promote research on discrimination in the delivery of services and provide technical assistance and legal support to groups trying to resolve individual cases. Catholic University was granted funds to enable the Center for National Policy Review to monitor the federal administration of certain municipal aid programs.

Since 1973 the Foundation has made a series of grants to study ways of improving the productivity of state and local government personnel. As this program draws to a conclusion, a grant was made to the Committee for Economic Development to help plan a comprehensive analysis of productivity in state civil service organization, management of the bureaucracy, and federal policies for streamlining local governments. Continued support went to Columbia University's Conservation of Human Resources Center, which has been devising improved methods of budgeting programs in health and social services, education, and welfare in large cities. The supplement will help develop improved performance measures for programs in New York City.

After fifteen years in the field of legislative improvement, a commitment that has totaled some \$11 million in grants, the Foundation this year began winding down its assistance. It made a final grant to the State Legislative Leaders Foundation to complete a three-year non-partisan effort to improve the operation of the legislatures of six states—Arizona, Colorado, Louisiana, Massachusetts, Minnesota, and New Hampshire. Among the changes implemented by the legislatures have been a system of deadlines for introducing and acting upon bills and more comprehensive reports on committee actions, including the names of witnesses at hearings and the interests they represented.

Communications

The Foundation's efforts in the field of communications are focused primarily on clarifying policy issues, advancing competence in journalism, and improving the system of public broadcasting in the United States. The latter objective, foremost in the Foundation's communications priorities since the early 1950s, is now encompassed in a four-year \$40 million terminal program scheduled to be completed in 1976. The main element is support of a new means of producing and distributing programs—the Station Program Cooperative.

PUBLIC BROADCASTING

Feasibility studies of the use of communications satellites to transmit public television programs were supported this year. Along with the Corporation for Public Broadcasting (CPB) and the Public Broadcasting Service (PBS), the Foundation entered complex negotiations with sources of investment capital and companies that could provide satellite service.

A satellite system would be more effective for public broadcasting than the terrestrial "long-line" system now in use. It would provide greater autonomy for local stations, programming flexibility, and greater reliability in coverage. For example, in a special news analysis following a Presidential speech, the producer might wish to put on camera experts from Boston, Chicago, Los Angeles, and Berkeley as well as those in Washington. In the present system, the necessary video lines would cost about \$15,000 extra, but with a satellite system only \$2,000. Use of satellites also would permit stations to broadcast more than one program at a time, eliminating the need to preempt regular scheduling for special events, and making it possible to broadcast programs for special audiences (Spanish-language programs, for example) during prime-time hours. A proposal by the CPB, PBS, and the Foundation to establish a system is scheduled to be brought before the Federal Communications Commission in 1976. The Foundation hopes to assist in the effort in the form of a loan.

The Foundation's interest in benefits to public broadcasting from satellite transmission dates back to 1966, when it filed comments with the FCC on a proposal for reduced-rate distribution. That proposal and later related

In an effort to reverse the decline in recent years of American television drama, the Foundation helped to establish at KCET-Los Angeles the public television series "Visions." Eithel Tyne's "The Great Cherub Knitwear Strike" (top), Mimoko Iko's "The Gold Watch" (bottom left), and "The War Widow" by Harvey Perr are among this series of original plays which will begin to be aired in October 1976.

GRANTS AND PROJECTS—COMMUNICATIONS: The "Approvals" column shows grants and Foundation-managed projects approved in 1975. The "Payments" column shows payments on grants and Foundation-managed projects that were approved in 1975 or in earlier years. Brackets show the original approval amount of earlier grants and Foundation-managed projects from which 1975 payments were made or refunds applied. (Note that a number of earlier grants and projects that still have unpaid balances are not shown because no payments or refunds occurred this year.)

	Approvals (Reductions)	Payments (Refunds)
PUBLIC BROADCASTING		
Audience research and experimentation		
Corporation for Public Broadcasting	\$100,000	
Foundation-managed projects		
[\$110,000—1973, 1974]	(31,416)	\$4,236
KQED, Inc. (San Francisco) [\$31,654—1973]	(20,000)	(15,000)
Public Broadcasting Service [\$1,045,000—1974]		1,045,000
Corporation for Public Broadcasting		
Satellite interconnection feasibility study	70,000	70,000
Programming		
Community Television of Southern California (KCET-Los Angeles) [\$4,500,000—1974]	100,000	2,279,999
Corporation for Public Broadcasting [\$5,500,000—1974]		3,027,048
Educational Broadcasting Corporation (WNET-New York City) [\$10,000,000—1974]		4,424,000
Greater Washington Educational Telecommunications Association (WETA- Washington, D.C.) [\$131,000—1974]		131,000
National Endowment for the Arts	500,000	298,500
Public Broadcasting Service [\$400,000—1974]		400,000
Public Television Foundation for North Texas (KERA-Dallas) [\$31,654—1973]	(25,854)	(25,854)
WGBH Educational Foundation (Boston) [\$1,000,000—1974]		175,000
COMMUNICATIONS POLICY AND RESEARCH		
Action for Children's Television		
Education and information program [\$150,000—1974]		65,000
Coalition for Fair Broadcasting		
Studies of ways to provide New Jersey with its own VHF television station	20,000	
Studies and projects on communications		
Aspen Institute for Humanistic Studies [\$205,000—1972, 1973, 1974]	175,000	195,000
Broadside T.V. (Tennessee)	40,000	40,000
Urban Institute (Cable Television Information Center) [\$2,500,000—1972]		720,000
Studies of the effects of news media on the political process		
California Center for Research and Education in Government	30,000	30,000
Duke University	80,000	80,000
Foundation-managed project: consultants and conferences [\$17,000—1974]	2,550	17,283
JOURNALISM		
Columbia University		
Columbia Journalism Review [\$210,000—1974]		210,000
Conferences and studies on news and the law		
Foundation-managed project [\$50,000—1974]	7,000	35,560
Harvard University	18,000	18,000
Fellowships for minority journalism students		
Columbia University	15,000	
Missouri, University of	15,000	15,000
Northwestern University	15,000	15,000
Stanford University	15,000	15,000
Journalism research		
Foundation-managed project: consultants [\$40,000—1973]	100,000	106,047
Vanderbilt University		
Television news archive	100,000	100,000
Total, Communications	\$1,325,280	\$13,475,819



ones were not implemented for a variety of reasons, but it seems likely that the arrangement currently being proposed is viable and will be accepted by the FCC.

The Station Program Cooperative, established in 1974 as a means of financing national programming with local station dollars, received continued support this year under the Foundation's final \$40 million allocation for public broadcasting. Functioning like an auction, the cooperative received funding from stations to produce such shows as "Woman," "Firing Line," and "Wall Street Week."

Although the Foundation's main support for programming now consists of its contribution to the cooperative, it does from time to time support special efforts like "Visions," the New American Television Drama Project. Set up in 1974 with grants from the National Endowment for the Arts, CPB, and the Foundation, "Visions" seeks to breathe new life into American television drama by encouraging new writers and directors to fashion a style of drama best suited to television. During its first three years, "Visions" will produce a total of thirty-five plays, the first of which is scheduled to be aired in March 1976. Some are being produced by a special unit at KCET—Los Angeles, the others by resident theaters, free-lance producers, and other public television stations.

The Foundation and the Crocker National Bank jointly lent \$1.8 million to KQED—San Francisco this year to help finance construction costs of a new broadcast facility. The total debt will be repaid over five years from the proceeds of a capital fund drive. Since 1970 the Foundation has made program-related investments totaling \$4.4 million for public television stations in New York, Washington, D.C., Los Angeles, and Detroit.

COMMUNICATIONS POLICY

Through conferences and publications, the Aspen Institute Program on Communications and Society seeks to shed light on issues in public broadcasting, government-media relations, television and social behavior, and humanistic uses of new communications technology. The Aspen program, for which the Foundation this year granted \$175,000, also is becoming increasingly concerned with the process of shaping communications policy. Since so much policy flows from federal decisions, the program this year established an office in Washington, D.C.

Studies of the impact of news media on political campaigns were supported under grants to Duke University and the California Center for Research and Education in Government. The Duke research focuses on the Presidential selection process, from the primaries

through the national conventions. The California center will publish research it conducted on the 1974 California gubernatorial race.

Since television is the principal news channel for most Americans, and the state of New Jersey has no television frequency of its own, New Jersey citizens lack sufficient information on which to make informed political judgments on state affairs. The Coalition for Fair Broadcasting, formed to investigate ways to gain more adequate television coverage for New Jersey, received a \$20,000 matching grant for economic and engineering studies of ways to provide the state with its own VHF (very high frequency) channel.

JOURNALISM

Continuing a series begun last year, the Foundation supported conferences in which journalists, judges, and lawyers exchanged views on such issues as preservation of the First Amendment and an individual's right to privacy. Meetings were co-sponsored by the Foundation and the *Washington Post*, the *Chicago Tribune*, and the Association of American Publishers.

Most reporters are generalists and lack the needed time and background to go much beneath the surface of complex stories. In an effort to broaden the knowledge of journalists in specialized fields, the Foundation this year began a series of fellowships to enable reporters to spend up to six months away from their regular tasks to investigate a subject in depth. The first group is studying current unemployment in the United States from the perspectives of various parties—government policy makers, union officials, factory managers, and the jobless themselves. Five journalists from print and broadcast media were nominated by their employers, who bear half the costs of the program. A future group will investigate school financing.

Although the Foundation has reduced its support of training and employment programs for minority journalists, grants were made this year to expand the base of contributions to such efforts. Grants totaling \$60,000 were made to four graduate schools of journalism (the University of Missouri and Columbia, Northwestern, and Stanford universities) to help establish minority scholarship funds. Grants from corporations and news media, as well as funds provided by the universities, will supplement the Foundation's contribution.

Support was renewed for Vanderbilt University's Television News Archive, which provides the only permanent record of the national news programs upon which millions of Americans rely for information. The archive videotapes and indexes network news broadcasts and makes them available to libraries and other institutions for scholarly or journalistic research.

GRANTS AND PROJECTS—THE ARTS: The "Approvals" column shows grants and Foundation-managed projects approved in 1975. The "Payments" column shows payments on grants and Foundation-managed projects that were approved in 1975 or in earlier years. Brackets show the original approval amount of earlier grants and Foundation-managed projects from which 1975 payments were made or refunds applied. (Note that a number of earlier grants and projects that still have unpaid balances are not shown because no payments or refunds occurred this year.)

	Approvals (Reductions)	Payments (Refunds)
Financial survey of nonprofit performing groups		
Foundation-managed project	\$250,000	\$172,640
Studies in arts financing		
Council on Foundations	37,500	18,750
Foundation-managed project	500,000	99,584
Johns Hopkins University	61,305	61,305
National Committee for Cultural Resources	50,000	50,000
OPERA		
Cash Reserve Program		
Baltimore Opera Company [\$110,260—1971]		24,502
Cincinnati Summer Opera Association [\$153,131—1971]		68,058
Fort Worth Civic Opera Association [\$86,197—1971]		19,155
Houston Grand Opera Association [\$233,090—1971]		51,798
Kansas City Lyric Theatre [\$137,202—1971]		22,307
Kentucky Opera Association (Louisville) [\$61,593—1971]		12,559
Lake George Opera (Opera Festival Association, New York) [\$76,370—1971]		14,980
Lyric Opera of Chicago [\$1,000,000—1972]		222,222
Minnesota Opera Company [\$105,144—1971]		19,301
Opera Association of New Mexico [\$747,955—1972, 1973]		87,320
Opera Society of Washington, D.C. [\$269,365—1971]	(38,269)	
Portland Opera Association (Oregon) [\$139,128—1972]		25,408
St. Paul Opera Association [\$238,917—1973]		50,832
San Diego Opera [\$162,630—1971]		36,140
San Francisco Opera Association [\$1,000,000—1973]		164,525
Seattle Opera Association [\$508,334—1971]		112,963
Western Opera Theater (San Francisco) [\$165,747—1971]		24,725
Commissioning of contemporary opera		
Foundation-managed project [\$175,000—1967]	(95,895)	
MUSIC		
Advanced training		
Cleveland Institute of Music [\$1,000,000—1971]		499,878
Juilliard School (New York City) [\$7,275,000—1971]		509,777
Marlboro School of Music (Vermont) [\$875,000—1971]		535,000
MCA Educational Activities (Music Critics Association) [\$82,613—1974]	4,062	34,900
New England Conservatory of Music [\$2,500,000—1971]		500,000
Affiliate Artists, Inc.		
Development of performing artists' careers [\$700,000—1973]		165,000
Concert artists program		
Foundation-managed project: grants-in-aid* [\$225,000—1969]		14,559
Contemporary music programs		
Foundation-managed project: recording program	400,000	69,349
International Contemporary Music Exchange [\$78,000—1973]		31,000
Music Library Association	6,017	6,017
Experimental chamber orchestra program		
St. Louis Symphony Society [\$50,000—1973]		35,000
St. Paul Civic Philharmonic Society [\$375,000—1974]		100,000

*List available on request

The Arts

Under a reorganization this year, the Division of Humanities and the Arts became the Office of the Arts. Responsibility for any future Foundation activity in the humanities was transferred to the Division of Education and Research.

FINANCING AND MANAGEMENT

Nothing has occurred since a major economic survey of the arts was published by the Foundation in 1974* to alter its grim financial forecasts for performing arts organizations in the United States. Yet with reduced budgets, the Office of the Arts can no longer provide general support to such organizations. The office now concentrates on programs and research designed to provide such groups with techniques and tools for sound financial management.

Among these is a cash reserve program, now in its fifth year, that is designed to help professional theater, dance, and opera companies stabilize their financial position. Grants made under the cash reserve program have two features. First, funds are provided to liquidate 50 per cent of an artistic group's net current liabilities, but only after the company—often with accounting and budgeting assistance provided by the Foundation—has liquidated the other half within a prescribed period of time. Second, the program establishes a revolving fund from which withdrawals may be made to meet ongoing expenses, provided the withdrawals are repaid with income from box office receipts or contributions before the end of the fiscal year. If a company fulfills both requirements, the Foundation adds to its revolving fund for four consecutive years, by which time the organization will have eliminated its deficit, accumulated a fund sufficient to meet cash flow needs, and become accustomed to balancing its budget each year.

Forty-eight companies have thus far received grants totaling \$22.1 million, and the Foundation expects to include additional organizations in the next few years.

In another effort to help improve financial management in the arts, \$500,000 was set aside for research and for provision of consulting services to arts organizations. A consultant in accounting and budgeting, for example, helps Foundation grantees to organize their financial data systems and to establish budget controls. An expert in subscription promotion has assisted more

*Volume I, "A Survey of 166 Professional Nonprofit Resident Theaters, Operas, Symphonies, Ballets, and Modern Dance Companies," and Volume II, "A Survey of the Characteristics and Attitudes of Audiences for Theater, Opera, Symphony, and Ballet in Twelve U.S. Cities," are available at \$10.00 each (\$9.00 each for ten or more copies) from the Foundation, P.O. Box 1919, New York, N.Y. 10001.

than eighty artistic groups in substantially increasing subscription revenue. For example, in two years the Oregon Symphony Orchestra increased its subscribers from 4,700 to 21,000.

On the research side, a project begun during the year constitutes a first attempt to provide an objective method of determining optimum ticket prices. Production costs are rising, but there is no firm base of knowledge about how much ticket prices can be increased without losing a substantial part of the audience or without driving away all but the audience's most affluent members. A study of actual and potential audiences will be made as a first step in developing a market research technique for determining ticket prices. If this and later steps are successful, the technique will be made available to performing arts organizations generally.

Government support for the arts, which has grown considerably in the last six years, is a crucial factor in the overall effort to put the arts on a firm financial footing. For an examination of public policies in this area, the Foundation granted funds to Johns Hopkins University. Milton C. Cummings, Jr., professor of political science, will review government arts policy with particular attention to the activities of the National Endowment for the Arts, the major federal grant-making agency. He will also examine tax legislation, public aid for construction of performing arts centers, and other government policies that help or hinder the performing artist.

MUSIC

To help make serious music by living American composers more widely available through recordings and printed scores, the Foundation renewed its recording-and-publication program with an allocation of \$400,000. The Foundation contracts with record companies (working in collaboration with music publishers) to provide up to \$15,000 per record for the cost of musicians during recording time. The record companies, in turn, pay all technical, production, advertising, and distribution costs of the recordings, and the publishers bear costs of printing and marketing the scores of the recorded works. The record companies and publishers select the composers, works to be performed, and artists before submitting contract forms to the Foundation.

The first round of contracts, made between 1970 and 1972, resulted in the recording of 216 works by 123 composers. Participating record companies and publishers contributed an estimated \$1 million.

In another action to make music of high artistic merit more widely available, the Foundation granted \$78,400 to the Free Library of Philadelphia to prepare the publication of Volume III of the catalog of the world-famous

GRANTS AND PROJECTS	Approvals (Reductions)	Payments (Refunds)
Free Library of Philadelphia Publication of Fleisher Orchestral Collection	78,400	39,200
New York Jazz Museum (New York Hot Jazz Society) Performances and educational programs [\$140,000—1973]		35,844
Society for the Dissemination of Greek Music Recording of ecclesiastical and folk music	39,843	14,869
THEATER		
Cash Reserve Program		
American Conservatory Theatre (San Francisco)* [\$2,000,000—1974]		300,000
American Place Theatre (New York City)* [\$365,474—1971]		56,772
American Shakespeare Festival Theatre and Academy of Connecticut Arena Stage (Washington Drama Society)* [\$742,542—1973]	974,927	285,028
Asolo State Theater (Florida) [\$176,955—1972]	(25,000)	112,231
Center Stage Associates (Baltimore) [\$320,545—1971]		38,113
Cincinnati Playhouse in the Park [\$420,751—1973]		42,630
Circle in the Square (New York City)	1,000,000	63,634
Group I Acting Company (New York City)	350,834	240,933
Guthrie Theatre Foundation (Minneapolis) [\$618,828—1972]		111,804
Hartford Stage Company [\$239,650—1971]		137,517
Long Wharf Theatre (Connecticut Players Foundation, New Haven) [\$265,561—1972]		41,126
Loretto-Hilton Theater (St. Louis) [\$222,010—1974]		53,492
Mark Taper Forum (Center Theatre Group of Los Angeles) [\$865,015—1973]		129,733
The Play House (Cleveland) [\$225,706—1972]		164,314
Seattle Repertory Theatre [\$305,240—1971]		50,157
Springfield Theatre Arts Association (Massachusetts) [\$149,974—1972]		67,831
17,469		
International Theatre Institute of the United States Support for the U.S. center	200,000	50,000
Theatre Communications Group Resident professional theater development [\$944,701—1972]		153,759
Workshops		
Art-Macedonian Artistic Society (Athens) [\$68,400—1972]		19,850
Foundation-managed projects [\$475,000—1964, 1969]	(382,282)	
International Centre of Theatrical Research (Paris) [\$132,500—1974]	(6,173)	34,452
Eugene O'Neill Memorial Theater Center (Connecticut)	10,000	10,000
La Mama Experimental Theater Club (New York City)	300,000	76,087
The Wooster Group (New York City) [\$25,000—1973]		5,000
DANCE		
Cash Reserve Program		
Alvin Ailey City Center Dance Theater (Dance Theater Foundation, New York City)* [\$650,523—1974]		238,986
American Ballet Theatre (Ballet Theatre Foundation, New York City) [\$1,000,000—1972]		444,444
Boston Ballet* [\$470,460—1972]		65,260
Houston Ballet Foundation [\$203,582—1973]		78,899
Joffrey Ballet (Foundation for American Dance, New York City)* [\$1,850,000—1974]		522,222
Pennsylvania Ballet Association* [\$2,910,722—1971, 1973]		684,270
Connecticut College American Dance Festival	90,000	30,000

*In addition to cash reserve funds, organizations received operating support.

GRANTS AND PROJECTS	Approvals (Reductions)	Payments (Refunds)
Dance Notation Bureau		
Preservation of dance repertoire through notation	85,000	
Dance Theatre of Harlem		
Training and performance activities [\$1,250,000—1973]		342,000
Lincoln Center for the Performing Arts		
Development of techniques for live dance telecasts [\$126,985—1974]		126,985
School of American Ballet (New York City)		
General support [\$2,000,000—1974]		475,000
VISUAL ARTS		
Catalogs of fine arts museum collections		
Bowdoin College	6,498	
Cleveland Museum of Art	22,500	7,500
Colonial Williamsburg Foundation [\$23,408—1971, 1972]	7,368	19,072
Foundation-managed project [\$350,000—1972]	(202,161)	
Isabella Stewart Gardner Museum (Boston) [\$8,316—1971]	7,500	11,658
Solomon R. Guggenheim Foundation (New York City) [\$12,500—1968]	7,500	15,000
Henry E. Huntington Library and Art Gallery (California)	4,671	4,671
Illinois, University of (Urbana-Champaign)	20,000	20,000
Newark Museum Association	20,000	10,000
New York Historical Society	8,863	8,863
Philadelphia Museum of Art [\$12,500—1971]	7,500	13,750
John and Mable Ringling Museum of Art (Florida)	19,775	9,888
Society for the Preservation of New England Antiquities	20,000	10,000
Toledo Museum of Art	7,600	
Wadsworth Atheneum (Hartford)	19,886	
Walters Art Gallery (Baltimore)	7,500	7,500
Henry Francis du Pont Winterthur Museum (Delaware)	7,500	
Worcester Art Museum (Massachusetts)	7,500	7,500
College Art Association		
Art history training slides [\$149,000—1971]	(1,422)	9,099
International Council of Museums		
Strengthening of central services [\$285,000—1968]		44,601
Study of European artists and institutions [\$36,000—1974]		11,242
Museum curatorial training programs		
Foundation-managed project [\$325,000—1968]	(242,859)	
Professional studio art training		
Art Institute of Chicago [\$150,000—1974]		25,000
Atlanta Arts Alliance [\$75,000—1974]		25,000
Boston University	70,000	25,000
California College of Arts and Crafts [\$150,000—1974]		25,000
Columbus College of Art and Design [\$150,000—1974]		25,000
Cooper Union for the Advancement of Science and Art (New York City) [\$150,000—1974]	(150,000)	
Corcoran Gallery of Art (Washington, D.C.) [\$127,750—1974]		25,000
Cranbrook Academy of Art (Michigan) [\$75,000—1974]		25,000
Hawaii, University of	50,000	
Illinois, University of (Urbana-Champaign) [\$50,000—1974]		25,000
Iowa, State University of [\$150,000—1974]		25,000
Kansas City Art Institute [\$150,000—1974]		25,000
Maryland Institute [\$100,000—1974]		25,000
Massachusetts, University of [\$100,000—1974]		25,000
Memphis Academy of Arts [\$137,750—1974]		25,000
Michigan, University of [\$150,000—1974]		150,000
Minneapolis Society of Fine Arts [\$150,000—1974]		25,000
Museum of Fine Arts (Boston) [\$150,000—1974]		25,000
New Mexico, University of [\$50,000—1974]		25,000
Ohio State University	50,000	
Otis Art Institute of Los Angeles County [\$50,850—1974]		25,000

Edwin A. Fleisher Collection of Orchestral Music. The largest and most comprehensive of its kind, the collection contains the scores and players' parts of more than 12,000 works of old and new masters. The library makes the published and manuscript music available (after obtaining written permission on copyrighted works) for a small handling charge to orchestras or individuals on request.

THEATER

Cash reserve grants now assist eighteen resident professional theaters around the country. Recipients in 1975 were Circle in the Square and The Acting Company, both in New York City, and the American Shakespeare Theatre in Connecticut.

Since it can no longer provide long-term support, the Foundation has been making substantial terminal grants to assist a few principal performing organizations in cultivating other sources of assistance. This year La Mama Experimental Theatre Club in New York City, for example, received a final matching grant of \$300,000 to help support its workshops and performing companies over the next four years. Foundation support, begun in 1967, now totals more than \$1 million. La Mama has provided a testing ground for scores of new playwrights and produced some 500 plays in the U.S. and abroad.

The Office of the Arts joined with the Office of Program-Related Investments* in a \$750,000 loan to Baltimore's Center Stage, whose theater was swept by fire in 1974. The Foundation's loan, combined with a grant from the National Endowment and loans from the city of Baltimore, five Baltimore banks, and the Society of Jesus, will help convert an unused parochial school into a 500-seat theater and offices.

DANCE

No new dance companies were added during the year to the eight already participating in the cash reserve program, but the Foundation plans in the next few years to include additional companies and to make grants with partial cash reserve components to dance groups.

The Dance Notation Bureau received renewed support to expand its service of preserving dances by recording them with a system of printed symbols. Traditionally the works of choreographers have been passed down by memory, but today notation is gaining widespread acceptance and support. The recent introduction of an element for typing notation symbols will greatly simplify the process, which heretofore has been painstakingly done by hand.

*Program-related investments are capital funds directly invested for social purposes.

ARTS AND EDUCATION

Zoltan Kodaly, a renowned Hungarian composer and music educator, developed a method of teaching music to children that has revolutionized instruction in Hungary and is gaining momentum in the United States. Rather than begin instruction with the complex language of notes, time signatures, and clefs, the Kodaly method leads children gradually from singing games to distinguishing between tones, to reading and writing simple musical notation. Since 1969 the Foundation has supported expansion of the Kodaly method in this country; during 1975 three additional grants were made.

Holy Names College (Oakland, California) received funds for its Kodaly master's degree program. Negotiations are in progress to collaborate with a school district in the area so that all grades can receive instruction by the Kodaly method. A collaboration of this sort is well under way in model programs in New Haven and West Hartford, Connecticut.

The New Haven program prepares its Kodaly instructors in an intense ten-month training program. After Hungarian language instruction, the students study at Hungary's Liszt Academy and teach in Hungarian schools. Foundation support for the program continued with a grant to the New Haven Foundation.

The Kodaly Musical Training Institute, in Wellesley, Massachusetts, received a matching grant to establish a scholarship fund for students in its three-year advanced training programs. Cooperating with nearby universities and conservatories, the institute provides instruction ranging from summer sessions to master's degree programs.


ARTS AND MINORITIES

Although members of minority groups participate in many artistic activities assisted by the Foundation, a special effort has been made in the last several years in support of institutions that foster cultural identity and creative talent in minority communities.

One such organization that has been granted funds in the past, the Harlem School of the Arts, this year received a \$600,000 program-related investment which is convertible into a grant. The Foundation's investment guarantees building loans from New York City financial institutions to construct classrooms and a theater. As the school repays the loans it will receive an equivalent amount of Foundation funds in the form of a grant. The school offers instruction in art, dance, drama, voice, or instrument to children and young adults in Harlem's black community. As enrollment grew to more than 700 students, the need to move into larger quarters became acute, and the school undertook a vigorous fund-raising campaign to finance construction of new facilities.

GRANTS AND PROJECTS	Approvals (Reductions)	Payments (Refunds)
Pennsylvania State University	57,000	
Pratt Institute (New York City)	70,000	25,000
Rhode Island School of Design [\$150,000—1974]	(100,000)	25,000
San Francisco Art Institute [\$150,000—1974]		25,000
Skowhegan School of Painting and Sculpture (Maine) [\$50,000—1974]		25,000
Southern Illinois University	50,000	25,000
Syracuse University [\$150,000—1974]		25,000
Temple University [\$60,000—1974]		25,000
Texas, University of [\$150,000—1974]		25,000
Utah, University of	50,000	25,000
Washington University (St. Louis) [\$150,000—1974]		25,000
Western Michigan University	50,000	25,000
Worcester Art Museum (Massachusetts)	53,000	
Yale University [\$150,000—1974]		25,000
Research and conferences on museums		
American Assembly [\$122,500—1974]		122,500
Cleveland Museum of Art [\$75,000—1974]		60,000
LITERARY ARTS		
Coordinating Council of Literary Magazines		
Study of the economics of literary magazines [\$74,945—1974]		74,945
Grants-in-aid for creative writers		
Foundation-managed project [\$200,000—1969]	(200,000)	
ARTS IN EDUCATION		
Music literacy (Kodaly training program)		
Holy Names College (Oakland)	86,604	43,724
Kodaly Musical Training Institute (Massachusetts)	21,500	
New Haven Foundation	87,900	87,900
New York, State University of (Stony Brook) [\$118,606—1972, 1974]		29,000
Reykjavik Children's Music School [\$45,146—1973]		17,329
Roberson Memorial Center		
Experiment to develop children's aesthetic sensitivity through television [\$284,134—1974]	10,000	184,134
Southeastern Academy of Theatre and Music (Academy Theatre, Atlanta)		
Training of artist-teachers for area schools and colleges [\$375,000—1973]		90,000
Young Filmmaker's Foundation (New York City)		
Study of films and child development	147,240	70,835
ARTS AND MINORITIES		
Professional training in the visual arts		
Howard University	100,000	
Texas Southern University	100,000	
Training and performance programs		
Elma Lewis School of Fine Arts (Boston) [\$950,000—1974]		95,000
Free Southern Theater (New Orleans) [\$225,000—1973]		48,037
Harlem School of the Arts	600,000	
Henry Street Settlement (New York City) [\$150,000—1973]		50,000
Inner City Cultural Center (Los Angeles) [\$650,000—1974]		150,000
Newark Community Center of the Arts	200,000	6,000
Visual Arts Center of Alaska	200,000	94,009
Yale University [\$150,000—1971]	(51)	24,949
HUMANITIES*		
Advanced field training in archaeology		
New York University [\$90,000—1968]		6,222
Pennsylvania, University of [\$395,000—1968]		22,394
American Council of Learned Societies		
Grants, postdoctoral fellowships, and conferences [\$3,200,000—1973]	(1,100,000)	710,000

*See text, page 56.



International congresses in the United States [\$250,000—1968]		41,742
Lexicon of Turkish words in the Greek language	33,810	4,000
Athens Technological Organization Archaeological and historical research on ancient Greek cities [\$150,000—1973]		50,000
Humanities research Philosophical Research Center (Athens) [\$332,390—1974]		53,380
Institute for Modern Greek Studies (University of Thessaloniki) Lexicon of Greek vernacular literature	12,000	
Library of Congress Authentication of earliest printed version of the Declaration of Independence	12,592	12,592
Revision of <i>Letters of Members of the Continental Congress</i> [\$500,000—1971]		79,500
National Endowment for the Humanities Postdoctoral fellowship program	1,100,000	
Total, The Arts	\$5,307,583	\$12,533,021

Sculpture, a Native Alaskan art form that once flourished, has suffered serious degeneration during the last century as craftsmen have come into contact with white traders. The Visual Arts Center of Alaska, supported by the Foundation since 1974, is helping to rejuvenate sculpture as well as other Native arts and crafts through a workshop system that offers creative opportunities for artist-instructors and training and experience for young professionals and beginning artists. John Kailukiak, an artist from Nelson Island, is pictured with his alabaster sculpture "The Story."

The Newark Community Center of the Arts offers similar opportunities to 1,600 minority and disadvantaged youth in Newark, New Jersey, and surrounding areas. The Foundation this year set aside \$200,000 for the center; the funds will be channeled through the New Jersey Department of Institutions and Agencies, which will match them three-to-one. The total amount will support the center's teaching and performance activities.

International Division

Increasing demands by poor countries for a greater share of the world's wealth formed a conspicuous setting for the international activities of the Foundation and other aid-giving agencies this year. A special United Nations session on the world economy heard various proposals for a global redistribution of income and goods, including increased aid from the industrialized and oil-producing nations, guarantees of higher prices and new markets for exports from developing countries, and stockpiling of food to guard against natural disasters. These events were accompanied by expressions of greater awareness in the industrialized countries of the economic interdependence of nations and the need for new mechanisms for accelerating social and economic development of the Third World.

The Foundation contributes to the development of the poorer nations in Asia, Africa, the Middle East, and Latin America through technical assistance, training, and other activities through four principal approaches:

- finding and applying more efficient scientific and technical means of increasing food production;
- establishing and improving the effectiveness of family-planning programs and developing improved contraceptives;
- promoting educational development;
- improving the capacity of governmental and private agencies to plan and execute development programs.

Approximately 80 per cent of the funds allocated for the Foundation's international work, which this year totaled \$50 million, supports activities relating to the developing countries. The remainder assists efforts aimed at furthering understanding of international issues, particularly in the areas of arms control, international economics, East-West relations, and the preservation of human rights and intellectual freedom. Support also goes for scholarly research and training in the United States to deepen knowledge of international affairs.

ASIA AND THE PACIFIC

Development Planning and Management. To foster the use of modern management techniques in India, the Foundation has been assisting training and research for fifteen years, primarily through three institutions—the Indian Institutes of Management in Ahmedabad and Calcutta and the Administrative Staff College of India in Hyderabad. The first two centers graduate several hundred students annually with degrees equivalent to the master's in business administration in the United States. All three conduct research and assist private- and public-sector institutions on management problems.

GRANTS AND PROJECTS—INTERNATIONAL DIVISION: The "Approvals" column shows grants and Foundation-managed projects approved in 1975. The "Payments" column shows payments on grants and Foundation-managed projects that were approved in 1975 or in earlier years. Brackets show the original approval amount of earlier grants and Foundation-managed projects from which 1975 payments were made or refunds applied. (Note that a number of earlier grants and projects that still have unpaid balances are not shown because no payments or refunds occurred this year.)

	Approvals (Reductions)	Payments (Refunds)
ASIA AND THE PACIFIC		
Agricultural Development Council		
Social science research and training [\$600,000—1974]		\$200,000
Asian Institute of Management (Philippines)		
Faculty development [\$147,000—1974]		23,802
Population program workshop	\$4,158	4,158
Committee for Coordination of Investigations of Lower Mekong Basin		
Training of local professionals	125,000	88,444
Development administration consultants and conferences		
Foundation-managed projects [\$149,000—1973]	(33,543)	63,962
Field office operations		
Foundation-managed project	1,082,888	506,637
International Rice Research Institute		
Research and training on rice culture	750,000	625,000
Korean Institute for Research in the Behavioral Sciences		
Population research	39,000	14,000
Preservation of the arts and culture		
International Center for Conservation (Rome)	20,000	1,500
International Council of Museums	4,000	
Press Foundation of Asia	56,500	56,500
Regional Institute of Higher Education and Development (Singapore)		
Research on higher education [\$126,400—1974]		77,400
Research, training, and consultants on rural development, education, population, language, arts, and archaeology		
Foundation-managed projects [\$374,000—1974]	136,644	247,189
Stanford University		
Research on agricultural change [\$50,000—1972]		25,000
BANGLADESH		
Agricultural and rural development		
Agricultural Development Council	118,500	9,500
Bangladesh Academy for Rural Development [\$650,000—1973]		119,119
Bangladesh Agricultural Research Council	138,111	13,208
Bangladesh, Government of [\$20,000—1974]	14,000	20,009
Bangladesh Handicraft Cooperative Federation	25,000	2,400
Bangladesh Institute of Development Studies [\$700,000—1974]		100,610
Bangladesh Rural Advancement Committee	45,000	
Foundation-managed project: consultants [\$150,000—1970]		30,102
Gonoshasthya Kendra (People's Health Center)	10,000	5,000
Integrated Rural Development Programme	45,000	
International Rice Research Institute [\$852,000—1973]		389,122
Rajshahi, University of	121,000	6,750
Bangladesh Institute of International Affairs		
Study of legal status of women	2,500	2,500
Dacca Museum		
Conservation and education program [\$150,500—1974]		129,139
Dacca, University of		
Foundation-managed social science and population fellowships* [\$225,000—1974]		212,106

*List available on request

GRANTS AND PROJECTS	Approvals (Reductions)	Payments (Refunds)
Research on population education [\$40,000—1974]		32,750
Research on nutrition policy	84,000	20,550
Student teacher center [\$125,000—1963]		(1,999)
Family planning and demography		
Bangladesh, Government of	85,000	
Christian Commission for Development in Bangladesh	70,000	35,000
Institute of Statistical Research and Training	29,500	
Institute of Business Administration		
Library materials and teaching equipment [\$3,500—1973]	27	2,830
Reference library for government		
Foundation-managed project: consultants and publications [\$50,000—1972]		2,412
Research, training, and conferences on economic development		
Bangladesh, Government of (Ministry of Planning) [\$160,000—1974]		58,899
Foundation-managed project [\$71,200—1974]		19,957
Institute of International Education	150,000	4,860
University Grants Commission		
Research on higher education costs [\$7,500—1974]		3,750
Research on population and rural development	100,000	10,625
HONG KONG, NEPAL, AND SRI LANKA		
Chinese University of Hong Kong		
Faculty development and graduate program [\$510,000—1967]		15,000
Meeting of Asian business schools	6,556	6,556
International Rice Research Institute		
Rice research in Sri Lanka [\$370,000—1974]		184,443
Marga Institute (Sri Lanka)		
Research on social and economic issues [\$150,000—1973]		10,000
Nepal, Government of		
Centre for Economic Development and Administration [\$525,000—1971]		68,578
National Planning Commission	180,099	
Replacement of office equipment lost in fire	25,000	
INDIA		
Administrative Staff College of India		
Management training [\$520,000—1973]	(6,151)	81,806
Agricultural and rural development		
Agricultural Sciences, University of [\$155,000—1972]		40,000
Andra Pradesh Agricultural University	205,000	
Bihar, Government of	45,000	
California, University of (Davis) [\$167,000—1974]		55,550
Construction of rice research facility: Foundation-managed project [\$90,000—1973]		3,443
Construction of Water Technology Center: Foundation-managed project [\$40,000—1973]		107
Consultants and training: Foundation-managed project [\$400,000—1973]	(106,824)	8,093
Delhi Administration [\$50,000—1960]		(2,958)
G. B. Pant University of Agriculture and Technology [\$304,000—1973]		36,217
Gujarat Institute of Area Planning	185,000	31,200
Harvard University [\$600,000—1973]		35,000
Indian Agricultural Research Institute [\$500,000—1972]		75,290
Indian Council of Agricultural Research	481,995	69,054
Indian Institute of Management (Ahmedabad) [\$370,000—1974]		99,500
Indian Institute of Technology [\$310,000—1974]		24,472
Institute for Social and Economic Change	250,000	
International Rice Research Institute [\$245,000—1974]		122,500
Mitraniketan [\$25,000—1974]		9,250
National Dairy Development Board [\$135,000—1974]		20,450
Oregon State University	100,000	25,000

Before 1970 the Foundation's assistance was mainly for visiting American business school professors; since then it has been directed toward helping the institutes launch training and research in new fields of public management.

Supplementary grants went this year to the institute in Ahmedabad to form a Public Systems Group, which will study and advise on management problems in rural development, population and health systems, and energy and transportation, and to the Calcutta institute to establish a Centre for the Management of Urban Systems, which will conduct research on such subjects as Calcutta's food supply system and slum improvement program. Because India's need for competent managers in all sectors and regions is so large, support also was provided to a new management institution in Bangalore, which will focus on public-sector management problems in southern India.

Several regional research institutions in India aimed at strengthening state-level planning were also assisted. They were the Sardar Patel Institute of Economic and Social Research, which received funds to add faculty in economics, sociology, and regional planning; the Systems Research Institute, which provides analytical services for governmental institutions, and the Indian School of Political Economy, which trains state and local leaders in public affairs.

In Indonesia, the government in recent years has placed greater stress on regional planning as a means of distributing the benefits of growth more widely. Planning boards were mandated for all provinces, and the flow of central government funds to the regions doubled. In 1971 the Foundation began a program to train staffs of provincial universities (the chief source of expertise for local planning efforts) in such fields as economics and agriculture. Support for this program was renewed this year. Funds also were provided for a consultant to help design regional development training programs for central and provincial government personnel.

Because Japan is often cited as a model of successful economic growth, the Foundation this year joined with Japanese sources in financing research aimed at isolating those factors in Japan's economic performance that may have relevance for developing countries. To be conducted by Japan's International Development Center, the project will examine both patterns of development in Japan and selected developing countries and various governmental policies to remove barriers to economic growth.

Agricultural and Rural Development. The continuing lag of the rural sector constitutes the largest single development problem in Asia. In spite of the growth of national-level institutions and the availability of

GRANTS AND PROJECTS	Approvals (Reductions)	Payments (Refunds)	GRANTS AND PROJECTS	Approvals (Reductions)	Payments (Refunds)
Punjab Agricultural University [\$265,000—1971]		10,000	Nutrition Society of India		
Roorkee, University of [\$259,000—1974]		37,000	Conference on nutrition	2,500	2,500
Tamil Nadu Agricultural University [\$536,000—1974]		33,562	Public administration training		
Arts and cultural development			Foundation-managed project: consultants [\$231,000—1972]		54,279
Board for Advancement of Literature	2,738		Harishchandra Mathur State Institute of Public Administration [\$111,000—1973]		9,000
Foundation-managed project: consultants [\$37,000—1971]		88	Indian Institute of Public Administration [\$226,000—1969]	(54,175)	
Lahore Museum [\$8,000—1974]	2,603	5,501	Indian School of Political Economy	125,000	18,000
National Centre for the Performing Arts [\$200,000—1972]		45,000	Lucknow, University of [\$75,000—1971]	(69,255)	
School of Planning and Architecture Society [\$178,000—1974]		18,257	Research on reproductive biology		
Triveni Art Society [\$260,000—1973]		162,500	All-India Institute of Medical Sciences	19,000	19,000
Asthma and Bronchitis Foundation of India			Delhi, University of [\$74,500—1969]		(2,253)
Scientific meeting	10,000	10,000	Indian Institute of Science [\$95,000—1969]		(1,292)
Banaras Hindu University			Kerala, University of [\$50,700—1969]	(29,273)	(2,927)
Legal education [\$240,000—1967]		(8,199)	Rajasthan, University of [\$52,500—1969]		(4,832)
Consultants on education, food production, water technology, economics, administration, planning, manpower, family planning, and urban development			Urban and regional planning, training, and research		
Foundation-managed projects [\$500,000—1974]	5,631	163,647	Ahmedabad Education Society [\$105,000—1974]		80,658
Economics and social science research and training			West Bengal, Government of [\$784,000—1971]	(171,198)	139,343
Homi Bhabha Fellowship Council [\$356,000—1966]		28,601	INDOCHINA		
India, Government of [\$327,000—1967]	(214)		Agricultural research		
Indian Council of Social Science Research [\$390,000—1973]		136,250	Can Tho, University of (Vietnam)	5,000	3,401
Indian Econometric Society	8,000	5,988	International Rice Research Institute	3,593	3,593
Indian Statistical Institute	56,000	6,000	Vietnam, Government of	500	500
Sardar Patel Institute for Economic and Social Research	125,000		Arkansas, University of		
Systems Research Institute	140,000		Vietnamese Refugee Oral History Project	12,204	12,204
Educational research and development			Khmer, Government of (Cambodia)		
Birla Institute of Technology and Science [\$1,500,000—1968]	(230,000)	26,000	Documentation of art objects [\$2,500—1974]		2,500
Delhi, University of [\$1,125,000—1974]	14,337	25,214	Missouri, University of		
Janata Shikshan Mandal [\$27,000—1972]	(19,007)	(674)	Study of Vietnamese refugees	11,329	
Maharashtra, Government of [\$150,000—1972]	(124,782)	(5)	Placement of refugee scholars		
United Nations Educational, Scientific and Cultural Organization [\$649,750—1974]		50,000	Foundation-managed project	276,467	229,058
Xavier Labour Relations Institute	19,696	9,937	Preservation of culture		
Family-planning training, research, and evaluation			Institute for Propagation of the Dharma (Vietnam)	500	500
Family Planning Foundation	300,000		National Library (Vietnam)	2,210	2,210
Gandhigram [\$477,000—1969]		11,500	Van Hanh University (Vietnam)	8,570	8,570
India, Government of [\$65,000—1973]		(13,661)	Vietnamese Chapter of International Pen Club	2,657	2,657
Indian Council of Medical Research [\$400,000—1974]		1,250	Vietnam, Government of	215	215
Population Council of India [\$67,000—1970]		(602)	Research and training in the social sciences and humanities		
West Bengal, Government of [\$181,000—1970]	(94,549)		Foundation-managed project [\$240,000—1974]	(21,871)	79,111
India, Government of			Hue, University of	1,544	772
Tamil Nadu Nutrition Project	85,000		Saigon, University of	3,100	1,645
India International Centre			INDONESIA		
Equipment and supplies [\$10,000—1974]		8,244	Agriculture and rural development		
Industrial relations and business management			Agricultural Development Council [\$275,000—1974]	50,000	192,000
Indian Institute of Management (Ahmedabad)	460,000	82,100	Bogor Agricultural Institute	25,820	8,417
Indian Institute of Management (Bangalore)	200,000		Brawijaya University	68,000	7,908
Indian Institute of Management (Calcutta)	293,151	83,098	Indonesia, Government of	132,800	67,009
Research on entrepreneurship: Foundation- managed project [\$115,000—1970]	(11,100)		Institute of Technology	9,494	3,507
Research and training in government and politics			International Rice Research Institute	42,900	42,900
Foundation-managed project: exchange program	47,877		Pajajaran University [\$4,000—1974]		3,857
Institute of Constitutional and Parliamentary Studies [\$239,700—1970]	(103,486)	(21,237)	Consultants in data processing, clerical skills, census analysis, agriculture, education, family planning, and management		
Language and linguistics studies			Foundation-managed projects [\$300,000—1972]	(45,533)	104,256
Central Institute of English and Foreign Languages [\$220,000—1973]		9,500	Family planning and demography		
Central Institute of Indian Languages (Mysore) [\$377,000—1972]	(187,000)	35,000	Central Bureau of Statistics	164,500	27,458
Municipal Corporation of Greater Bombay [\$400,000—1974]		70,000	Indonesia, Government of [\$158,500—1972]		7,944
			Indonesia, University of	220,000	97,911
			Indonesian Planned Parenthood Association [\$26,000—1969]	(14,350)	
			Harvard University		
			Assistance to National Development Planning Agency [\$494,000—1974]		425,911
			Consultants on management of public enterprises [\$506,000—1973]		102,019
			Development of National Economic and Social Research Institute [\$280,000—1968]		2,770

GRANTS AND PROJECTS	Approvals (Reductions)	Payments (Refunds)
Indiana University		
Training for statistics teachers [\$432,000—1965]	(703)	
Indonesia, Government of		
Educational research and planning	319,000	127,876
Ministry of Religion [\$16,700—1974]		16,680
National Archives [\$47,000—1973]		101
National Center for Language Development	100,000	29,840
National Institute of Archeology [\$50,000—1970]		3,452
Indonesia, University of		
Development of computer sciences	19,126	
Research on primary students	3,304	3,304
Language teacher fellowships and training		
English Language Teachers Training	8,781	6,457
Foundation-managed project [\$100,000—1971]*	(8,781)	15,522
National Center for Language Development	7,760	
New York, State University of (Albany) [\$295,000—1969]	(4,901)	(20)
Management training		
California, University of (Berkeley) [\$43,750—1973]		(30,458)
Foundation for Management Education and Development	50,000	43,400
Management Foundation of East Java [\$94,000—1973]		56,272
Overseas Education Fund of the League of Women Voters		
Strengthening of women's organizations	53,000	19,875
Preservation of art and culture		
Arts Council of Jakarta	1,000	1,608
Foundation-managed project: recordings, crafts, and other local activities [\$100,000—1973]	(22,085)	499
Jakarta Institute of the Arts [\$1,853—1974]		67
National University	10,000	
Provincial university development		
Andalas University	40,000	7,182
Hasanuddin University	40,000	(7,959)
Lambung Mangkurat University	50,000	20,680
Staff training and research: Foundation- managed project	164,500	65,569
Social science research and training		
California, University of (Berkeley) [\$100,000—1967]		(424)
Fellowships* and consultants: Foundation- managed project [\$498,000—1973]	234,250	242,170
Hasanuddin University	152,000	73,518
Indonesia, Government of	225,000	45,733
Indonesian Institute of Sciences [\$100,000—1969]	(66,494)	(75)
Obor, Inc.	50,000	
Syiah Kuala University	158,200	62,964
Wisconsin, University of [\$290,100—1973, 1974]	64,000	271,019
Special District of Jakarta		
Urban and Environmental Research Center [\$50,000—1973]		14,722
MALAYSIA		
Agriculture, University of		
Workshop on agricultural extension [\$15,000—1974]	(7,500)	
Development planning		
Foundation-managed project: consultants [\$53,000—1974]		16,431
Harvard University [\$455,000—1972]	77,200	137,902
Malaysia, Government of [\$9,107—1973]		(1,732)
Educational and family-planning consultants		
Foundation-managed projects	194,000	97,835
Educational Testing Service		
Examination and educational reform [\$397,000—1965]	(14,815)	(2,815)
Language teaching		
Foundation-managed project: consultants [\$150,000—1972]		21,465
Malaysia, Government of	13,696	13,696

*List available on request

domestic and foreign resources for rural investment, per capita income in many rural areas has not grown appreciably, and the levels of rural leadership, education, health care, and institutional development remain low.

This year the Foundation began an experimental program aimed at improving agricultural and water management technology, education and health, and governmental planning and management in rural areas of Southeast Asia. The program will focus on two of the region's poorest areas—northeast Thailand, an area of some 15 million people with a per capita income of less than \$100 a year, and the island of Panay in the Philippines, with a population of 2.5 million and a per capita income of less than \$200. Among the proposed projects are more effective systems for the delivery of technical information to farmers; financial and technical assistance for communal irrigation systems, and training related to other aspects of village life.

The Foundation continued to assist efforts to increase rice production throughout the region, through both national research programs and the International Rice Research Institute (IRRI) in the Philippines. IRRI recently embarked on a major expansion of research aimed at increasing rice yields by breeding new varieties that combine high yield with natural resistance to insects, disease, and lack of moisture. The Foundation granted \$750,000 this year for support of IRRI's operating budget, supplementing some \$16 million given since 1960.

Nearly one-third of India's 600 million people depend on rice for their livelihood. Even with the introduction in recent years of new varieties and management practices, production has continued to lag behind population growth. Yields average about one ton per hectare, compared with Indonesia's 2 tons and Japan's 5.5 tons. Poor agroclimatic conditions are responsible for India's low yields, thus requiring expanded investment in research, training, and irrigation and other facilities. This year the Foundation granted \$500,000 to the All-India Coordinated Rice Improvement Program for advanced training for scientists and research on rice culture in eastern India, the principal growing region.

The International Crops Research Institute for the Semi-Arid Tropics (ICRISAT) in India is a new research center concerned with improving farming systems in areas of the world where rainfall is scant and irrigation unavailable. Research is focused on such dryland crops as sorghum, pearl millet, pigeon-pea and chick-pea, and ground nut. Like IRRI and seven other international agricultural centers, ICRISAT is supported by a consortium of governments, international organizations, and foundations. Although the Ford Foundation does not

contribute directly to ICRISAT's support, it did participate in its organization and this year granted funds to the nearby Andhra Pradesh Agricultural University to strengthen its collaboration with the institute.

In addition to work on specific crops, the Foundation supports social science research and training aimed at helping governments understand and deal with problems of rural areas. Two projects assisted this year focus on the interrelations of governmental policies and the nutritional status of the rural poor. In India, funds were granted to complete a systems analysis of the nutritional aspects of the economy of the state of Tamil Nadu. It attempts to predict the effects on nutrition of changes in agricultural production, income distribution, and food processing and distribution. A second grant is assisting the University of Dacca in Bangladesh in surveying the nutritional status of 600 rural households and measuring the impact of nutrition on fertility.

Bangladesh's efforts to integrate poor rural women into the development process were assisted with grants for two projects, one aimed at developing a system of farming, animal raising, and trading cooperatives, the other at improving the manufacture of handicrafts.

Education. Assistance this year continued to focus on strengthening educational research and planning capacities within national and provincial agencies.

In Malaysia, where the Foundation has assisted teacher training and national educational planning since 1962, funds were granted for advisory and training assistance to the Educational Planning and Research Division of the Ministry of Education. Having analyzed the relations between school dropout rates and socio-economic and racial factors, the unit made recommendations for amalgamation of small rural schools, for compensatory education, and for alternative methods of financing higher education. The new grant will enable several staff members to complete their doctoral training abroad and will assist the training of regional educational planners.

A supplementary grant also went to Indonesia's Ministry of Education and Culture to continue pilot educational planning projects in East Java and West Sumatra. Staffs have been trained and have begun to assess provincial educational needs. The researchers have now been integrated into the provincial educational planning boards and will assist in upgrading boards in other provinces.

Population. The Foundation's work on Asian population problems stresses social science research on demographic issues and activities designed to strengthen the management of family-planning programs. This year, for

GRANTS AND PROJECTS	Approvals (Reductions)	Payments (Refunds)
Malaya, University of		
Conferences on rural development	8,890	8,300
Newsletter on tropical ecology [\$2,174—1974]		2,095
Research on Indian plantation workers	2,620	
Malaysia, Government of		
Biological Teaching Aids Project	3,975	1,750
Calculators, books, and library equipment [\$4,570—1974]		1,963
Public administration training		
Foundation-managed project: consultants Pittsburgh, University of [\$361,000—1974]	53,000	32,500 275,894
Sciences, University of		
Research and training in the social sciences [\$150,000—1973]		49,000
PAKISTAN		
Agricultural and rural development		
California, University of (Davis)	562	562
Institute of International Education	5,500	
Pakistan, Government of [\$588,850—1974]	31,363	203,693
Consultants on agriculture, education, management, and family planning		
Foundation-managed projects [\$78,000—1970]		9,199
Educational development		
Baluchistan, University of	266	
Chicago, University of [\$200,000—1968]		(17,104)
East Pakistan, Government of [\$160,000—1964]	(43,240)	(16,864)
Punjab, Government of [\$25,000—1974]		20,000
Punjab, University of [\$100,000—1963]		(1,570)
Urdu Development Board	1,803	1,803
West Pakistan, Government of [\$202,500—1962]		(289)
Home economics training		
Government College of Home Economics	4,040	936
St. Joseph's Convent Girls High School	5,000	5,000
Institute of International Education		
Survey of Pakistani students and professionals abroad [\$50,000—1968]	(4,769)	(1,083)
International Marketing Institute		
Research and training [\$190,000—1969]	(12,008)	
Islamabad, University of		
Computer and laboratory equipment	88,000	22,500
Social science and cultural studies	90,400	28,766
Johns Hopkins University		
Family-planning research and training [\$96,500—1971]	(48,448)	(41,948)
Karachi, University of		
Economics research and training	152,600	55,069
Research on languages and linguistics	17,070	5,592
Study of women and population growth	495	495
Pakistan Administrative Staff College		
Consultants on administrative reform [\$3,500—1974]	(679)	
Pakistan, Government of		
Research and training in population statistics [\$40,000—1973]	505	78,808
Pakistan Institute of Development Economics		
Research and training in planning and development	170,800	98,519
People's Open University		
Library and audiovisual materials	4,200	
Research on adult literacy	24,642	9,697
Preservation of art and culture		
Pakistan National Council of the Arts	2,841	2,529
Sind, Government of	2,000	2,000
Sind, University of [\$17,469—1974]		9,226
West Pakistan Institute of Management		
Books and publications	1,324	1,324

GRANTS AND PROJECTS	Approvals (Reductions)	Payments (Refunds)
Yale University		
Consulting assistance in economics [\$217,300—1972]		(35,154)
PHILIPPINES		
Agricultural research and training		
Association of Colleges of Agriculture in the Philippines [\$13,500—1973]	(4,541)	
Ateneo de Manila University [\$375—1974]		(179)
Foundation-managed projects: planning and research [\$125,000—1972]	(52,124)	98,032
Philippines, Government of the	106,000	89,514
Philippines, University of the [\$65,000—1974]		22,000
UNESCO National Commission of the Philippines [\$1,429—1974]		1,429
Consultants on population and higher education		
Foundation-managed projects [\$44,000—1973]	(36,740)	24,183
Educational planning and development		
Davao Association of Colleges and Schools [\$30,000—1973]		6,200
Fund for Assistance to Private Education [\$90,000—1973]		29,330
Kerala, University of [\$7,000—1974]	(7,000)	
Notre Dame Educational Association [\$7,500—1974]		4,650
Philippine Accrediting Association [\$50,000—1974]		42,000
Philippine Normal College [\$95,000—1971]	7,800	11,045
Philippines, Government of the [\$140,000—1974]	6,989	19,880
Santo Tomás, University of (Manila) [\$30,000—1973]		7,095
UNESCO National Commission of the Philippines [\$3,428—1974]		3,407
Family planning and demography		
Cagayan de Oro, City of [\$18,500—1974]		10,918
Children's Medical Center	13,765	5,367
Philippine Social Science Council	12,450	12,450
Philippines, Government of the	38,500	13,392
Philippines, University of the [\$131,200—1970]	(13,753)	
Population Center Foundation	300,000	
Santo Tomás, University of [\$31,000—1974]		2,196
Mindanao State University		
Science and engineering faculty development [\$222,020—1969]		249
National Economic and Development Authority		
Library materials for regional offices	5,500	5,500
Philippine Business for Social Progress		
Staff training	8,149	8,149
Philippine Social Science Council		
Research and training in social sciences [\$172,000—1974]		128,557
Philippines, Government of the		
Evaluation of self-employment program	12,589	9,373
Management study of Social Welfare Department	5,249	2,624
Philippines, University of the		
Center for Policy and Development Studies [\$18,860—1974]		9,413
Faculty development at Los Baños [\$145,000—1974]		85,000
Graduate program in the arts and sciences [\$875,000—1967]		23,060
Library material	1,000	
Return of Ph.D. holders from U.S. [\$5,000—1974]		4,968
School of Economics [\$160,000—1974]	(22,952)	122,645
Preservation of arts and culture		
Council for Living Traditions	75,000	32,795
Silpakorn University	510	510
UNESCO National Commission of the Philippines [\$14,865—1974]		1,542

example, funds were granted to Bangladesh's new Division of Population Control and Family Planning for consultants on organization and management, staff training, and equipment and supplies. The division is charged with coordinating an intensified effort to control the country's population growth through a range of such family-planning activities as research, training, incentives for birth prevention, and an expansion of contraceptive services.

Support also went to the Population Center Foundation in the Philippines, a private agency that coordinates social science research and other activities of both public and private family-planning agencies. The funds are assisting two projects—a study of governmental policies that can enhance the quality of life by the year 2000, when population will have doubled, and an analysis of ways to increase contraceptive use.

Language and the Arts. For the past five years the Foundation has granted a modest amount of funds for activities aimed at preserving the rich cultural and artistic traditions of Asia. For example, training was provided for archeologists excavating the Ban Chiang site in northeast Thailand, where early bronze artifacts have been discovered, and for Asian journalists who report on cultural activities. Support was renewed this year for such activities, including the services of an art historian who has been advising Asian museums and libraries on improving their collections. The Council for Living Traditions, an organization of Filipino humanists, received funds for the preservation of a wide range of traditional arts, literature, music, and architecture.

For more than twenty years the Foundation has assisted language training and development in Indonesia, principally English-language teaching in secondary schools. The country is now placing greater stress on the development of Bahasa Indonesia as the national language, and the Foundation granted funds this year for staff training and purchase of equipment for the National Center for Language Development, which was created in 1974 to oversee all language activities.

Indochina Refugees. In keeping with its efforts in various parts of the world to aid intellectuals forced to leave their countries for political reasons, the Foundation made available \$300,000 for research and training fellowships for scholars from Cambodia, Laos, and Vietnam. The funds will also support research on readjustment problems of Indochinese refugees.

Asian Studies. Although the Foundation in recent years has reduced its support for Asian studies in U.S. universities, it continues to play a role in maintaining these

GRANTS AND PROJECTS	Approvals (Reductions)	Payments (Refunds)	GRANTS AND PROJECTS	Approvals (Reductions)	Payments (Refunds)
Water resource and rural development			ASIAN STUDIES		
Arizona, University of	61,600	15,000	CHINA:		
Central Luzon State University	2,382	1,896	American Council of Learned Societies		
Central Mindanao University [\$3,600—1974]		19	[\$150,000—1968]		17,500
Central Philippine University	818	818	Cornell University [\$500,000—1967]		19,705
Foundation-managed project: research, training, and consultants	250,000		Harvard University [\$485,000—1970]		45,000
Philippine Council for Agricultural Research [\$7,115—1974]		3,024	London School of Economics and Political Science [\$280,000—1967]	(177)	
Philippines, Government of the	3,176	1,573	National Academy of Sciences [\$75,000—1974]		37,500
SINGAPORE			INDIA:		
Wisconsin, University of			Asia Society	18,000	18,000
Strengthening University of Singapore's Faculty of Engineering [\$95,000—1972]		90,086	INDOCHINA:		
			Cornell University [\$300,000—1970]		16,830
THAILAND			JAPAN:		
Agricultural and rural development			Columbia University [\$136,102—1974]		51,038
Chiengmai University	27,865	15,365	Council on Foundations	5,000	5,000
Chulalongkorn University	1,000	1,000	Foundation-managed project [\$265,000—1969]	(54,397)	
Foundation-managed project: research and consultants [\$237,400—1974]	96,624	174,837	Harvard University [\$250,000—1974]		20,000
Institute of Agricultural Research	2,297	1,123	International Development Center of Japan	114,200	40,300
Kasetsart University	11,000	9,728	International House of Japan [\$42,500—1973]		8,500
Khon Kaen University	60,000		International Press Institute [\$39,350—1974]		19,675
Mahidol University	27,000		Japan Center for International Exchange [\$75,000—1974]		37,500
Thailand, Government of	19,511	16,261	Japan Society	1,283	1,283
Thammasat University	8,175	4,088	Michigan, University of [\$63,061—1974]		9,600
Consultants and fellowships* on family planning, education, and population			Social Science Research Council [\$250,000—1968]		30,000
Foundation-managed projects [\$332,000—1974]	(118,487)	255,169	Society for Japanese Studies	5,000	5,000
Population Council	12,400		Stanford University	26,100	
Council for Asian Manpower Studies			KOREA:		
General support and employment research	29,500	29,411	Hawaii, University of [\$49,800—1974]		25,000
Development administration			Korea-Choongang Educational Foundation	200,000	200,000
Asian Institute for Economic Development and Planning	3,500	3,500	NEPAL:		
Midwest Universities Consortium for International Activities [\$262,000—1971]	(67,137)	(39,232)	Association for Asian Studies [\$46,800—1972]		5,850
National Institute of Development Administration [\$475,000—1973]		69,469	REGIONAL:		
Educational planning and research			American Council of Learned Societies [\$230,000—1974]	17,250	144,000
Khon Kaen University	328	328	American Historical Association [\$80,000—1973]		30,000
National Education Commission	2,700	2,700	Asia Society [\$250,000—1974]	50,000	85,000
Thailand, Government of	6,415	6,415	Association for Asian Studies [\$230,000—1974]		70,800
Ubolrajatani Province	1,500	1,500	California, University of (Berkeley) [\$450,000—1972]		177,032
Family planning and demography			California, University of (Los Angeles)	250,000	
International Institute of Rural Reconstruction	502	502	Chicago, University of	589,878	(10,122)
Mahidol University	23,998	16,000	Columbia University	605,000	5,000
Population Council	44,200	5,525	Cornell University	500,000	
Language research and training			Foundation-managed project: research awards for study in Asia*	893,800	406,175
Central Institute of English Language [\$100,000—1974]	5,000	45,361	Harvard University	600,000	236,296
Chulalongkorn University	2,500		Korea-Choongang Educational Foundation [\$200,000—1970]		20,000
Foundation-managed project: fellowships,* books, and equipment [\$292,000—1972]		2,909	Michigan, University of	250,000	108,084
Mahidol University	5,000	5,000	National Endowment for the Humanities	78,500	21,000
Preservation of art and culture			Queen Elizabeth House (Oxford) [\$89,000—1972]		5,000
Sathirakoses-Nagapradipa Foundation	6,100	6,100	Royal Asiatic Society of Great Britain and Ireland	7,800	7,800
Siam Society	23,500	23,500	Social Science Research Council [\$1,043,200—1974]	636,200	1,003,025
Southeast Asian Ministers of Education Organization	2,000	1,298	Stanford University	250,000	
Sri Nakharinwirot University	2,500	2,500	Washington, University of [\$450,000—1970]		117,572
Thailand, Government of [\$17,000—1973]	6,625	8,250	Yale University [\$150,000—1969]		35,881
Social science research and training			15,040,251	13,891,771	
Chiengmai University	20,765	8,665	LATIN AMERICA AND THE CARIBBEAN		
Foundation-managed project: fellowships*	18,500		Agricultural research and training		
Social Science Association of Thailand	92,250	24,000	Institute of International Education [\$100,000—1970]	(69,908)	(508)
Thammasat University	2,423	2,423	International Center of Tropical Agriculture (Colombia)	715,000	541,500
University development			International Maize and Wheat Improvement Center (Mexico) [\$750,000—1974]	650,000	675,500
Chiengmai University [\$11,150—1974]		7,698	International Potato Center (Peru) [\$120,000—1974]		120,000
Slipakorn University [\$18,000—1974]		6,000			

*List available on request

*List available on request

GRANTS AND PROJECTS	Approvals (Reductions)	Payments (Refunds)
Assistance to displaced scholars		
Latin American Social Science Council [\$192,000—1974]	50,000	90,000
Latin American Studies Association [\$43,000—1974]		43,000
National Council of Churches of Christ in the USA	10,000	10,000
World University Service in Canada	6,000	6,000
Educational research and training		
American Association for the Advancement of Science	5,000	5,000
Center for Applied Linguistics	10,000	10,000
Foundation-managed project [\$90,000—1974]	(11,433)	4,043
Illinois, University of	1,433	1,433
National Academy of Sciences [\$96,000—1969]		(2,360)
Stanford University [\$301,000—1971]	250,000	45,798
Field office operations		
Foundation-managed project	772,131	690,193
Massachusetts Institute of Technology		
Workshop on nutrition	20,000	20,000
North Carolina, University of		
Conference on Chile	10,000	10,000
Purdue University		
Overseas professional service fellowships [\$510,000—1967]		1,962
Research and communication on economics and public affairs		
Brookings Institution [\$408,000—1973]	(146,992)	(48,742)
Center for Inter-American Relations [\$150,000—1974]	40,000	65,000
Center for Latin American Monetary Studies (Mexico)	60,000	
Inter-American Planning Society	40,000	15,000
Joint Studies on Latin American Economic Integration	221,992	221,992
Regional Program for Employment in Latin America [\$5,000—1974]		5,000
Research, conferences, and training in demography and reproductive biology		
Latin American Demographic Center	286,800	159,891
Pan American Federation of Associations of Medical Schools [\$113,740—1974]	10,000	53,725
Regional Population Center [\$300,000—1974]		150,000
Social science research and training		
Chicago, University of [\$125,000—1972]		54,300
Latin American Faculty of Social Sciences (Chile) [\$250,000—1974]		89,000
Latin American Institute for Economic and Social Planning (Chile) [\$9,300—1974]		9,300
Latin American Social Science Council	473,660	22,555
Torcuato Di Tella Institute [\$100,000—1973]		34,000
Stanford University		
Training in industrial engineering [\$100,000—1970]		(840)
ARGENTINA		
Agricultural research and training		
Argentine Graduate School in Agricultural Sciences [\$232,000—1972]		42,000
Institute of International Education [\$234,800—1971]		52
International Maize and Wheat Improvement Center [\$200,000—1970]	(30,940)	(29,875)
Center for Studies of the State and Society		
Social science research	38,000	
Foundation Center for Research and Social Action		
Center of Educational Research	81,000	44,000
Foundation for Latin American Economic Research		
Research on economic policy [\$38,200—1974]		18,200

scholarly resources. American scholars of Asian affairs now number more than 5,000, many of whom studied under large Foundation grants to international training and research centers during the 1950s and 1960s. To help sustain this community, the Foundation granted \$3 million this year to seven centers—those dealing with East Asia at the University of California (Berkeley), Columbia, Harvard, Michigan, and Stanford; the South Asia Center at the University of Chicago, and the Southeast Asia Center at Cornell.

Grants were also received by the American Council of Learned Societies, the Social Science Research Council, and the National Endowment for the Humanities for research awards on East Asia and support of scholarly committees dealing with China, Japan, and Korea. The ACLS was also granted funds for a study of the acquisition and maintenance problems of libraries with holdings of East Asian materials.

LATIN AMERICA AND THE CARIBBEAN

Education and Research. Foundation assistance to education and scholarship in Latin America continued to concentrate on strengthening national capacities for analysis of educational needs and on developing a corps of social scientists able to bring their special insights to bear on development problems.

In furtherance of the first goal, young educational research specialists have been sent abroad for graduate training, mostly in the social sciences rather than in traditional pedagogy or philosophy. Several have now returned to their countries, often to be employed in an emerging network of Foundation-supported research centers. They develop new curricula and conduct studies on such subjects as the relations between education and employment, and nutrition and learning.

Among the centers receiving support this year were the Center for Educational Research and Development in Chile and groups at the Pontifical Catholic University of Chile and the Foundation Center for Research and Social Action in Argentina. Their activities include publishing a journal on new teaching methods and materials, assessing efforts to involve parents and students in school governance, and studying the relations between parental learning and the learning of children.

In Brazil, support was renewed for a program of overseas fellowships and research in which scholars have studied such subjects as the education and participation in the labor force of Brazilian women and the political socialization of adolescents. A terminal grant went to Stanford University for specialized training in education for students from Latin America, the Caribbean, and Southeast Asia.

The Foundation has been assisting the development

of the social sciences in Latin America and the Caribbean for more than a decade, initially through support to university social science departments and more recently through grants to independent research centers or through individual research and training awards. Because of unsettled conditions, many Latin American social scientists no longer can work effectively within universities and have affiliated with independent research centers. Two such centers assisted in 1975 were the Institute of Peruvian Studies (IEP) and the Brazilian Center for Analysis and Planning (CEBRAP). Formed in 1964 by prominent Peruvian social scientists who had left Peru's leading national university, IEP initially emphasized research on the Indian communities in the Peruvian highlands but now has broadened its concerns to include agrarian reform, socioeconomic analysis of Peruvian shantytowns, and social changes resulting from governmental reforms. CEBRAP, which received a \$750,000 grant toward an endowment, is an interdisciplinary group of some forty researchers who are studying such subjects as early Brazilian political movements, the state's role in capital accumulation, urban unemployment, and the sociological dimensions of religion.


Several smaller social science research centers also received support: two in Uruguay, both composed of scholars who had been at the University of the Republic, and one in Argentina. A program of individual research awards for scholars from Argentina, Chile, and Uruguay was also initiated.

In Brazil, the Foundation has played a major role in the development of the social sciences, providing some \$5.5 million to develop graduate programs in political science, sociology, social anthropology, administrative sciences, and law. Since support for these programs is gradually being phased out, the Foundation this year set aside funds for doctoral fellowships, research awards, and conferences to help maintain and strengthen the Brazilian social science community.

A ten-year, \$10 million program of scholarly collaboration between the universities of Chile and California was completed this year with a final grant of \$198,000. The funds are supporting the completion of graduate study by Chilean students in California, visits by California professors to advise on course development and research, and purchase of related books and research materials.

Malnutrition is widespread among children in poorer countries, retarding physical growth and intellectual development and raising mortality rates. The Foundation supports national and international research to raise the nutritive content as well as yields of major food crops and research on improved food production and distribution policies.

GRANTS AND PROJECTS	Approvals (Reductions)	Payments (Refunds)
Latin American Social Science Council		
Center for Population Studies	50,000	
Torcuato Di Tella Institute		
Guide for historical research [\$10,000—1974]		10,000
Research and graduate training on education, public administration, and urban and regional development [\$150,400—1972]		6,000
Seminar on educational research	5,000	879
BRAZIL		
Agricultural research and training		
Brazil, Government of [\$250,000—1972]		30
Ceará, Federal University of	120,000	112,933
Foundation-managed project: fellowships* [\$200,000—1974]		8,079
Institute of Agronomic Research	130,000	51,312
Rio Grande do Sul, Federal University of [\$198,000—1972]		54,529
São Paulo, University of [\$198,000—1973]	1,600	66,254
Vicosa, Federal University of [\$237,000—1971]		86,926
Economic research		
Association of Brazilian Centers for Teaching and Research in Economics [\$130,000—1974]		105,000
Brasília, University of [\$200,000—1974]		21,828
Minas Gerais, Federal University of [\$300,000—1974]		60,000
National Bureau of Economic Research	12,500	12,500
São Paulo, University of [\$300,000—1974]		68,200
Educational research and training		
Brazilian Foundation for the Development of Science Teaching [\$227,000—1971]		76,500
Ceará, Federal University of [\$82,000—1972]		4,000
Foundation-managed project: fellowships* Institute of International Education [\$15,000—1963]	200,000 (311)	135,138
Social science research and training		
Brasília, University of [\$160,000—1974]		59,804
Brazilian Center for Analysis and Planning	750,000	
Brazilian National Library [\$155,000—1974]		105,000
Brazilian Society for Instruction [\$452,000—1971, 1973]		168,550
Campinas, State University of [\$5,000—1974]		5,000
Foundation-managed project: research awards* Minas Gerais, Federal University of [\$100,000—1974]	395,000	139,955
Pará, Federal University of	60,000	
Pernambuco, Federal University of	180,000	38,085
Rio de Janeiro, Federal University of [\$35,000—1974]		23,724
Training and research in nutrition		
Foundation-managed project: training and research awards*	140,000	113,799
Paulista School of Medicine [\$70,000—1974]		70,000
Pernambuco, Federal University of	70,000	13,500
Training and research in reproductive biology, family planning, and demography		
Bahia, Federal University of	430,000	55,800
Campinas, State University of [\$25,000—1974]		25,000
Ceará, Federal University of [\$35,000—1974]		14,000
Civil Society for Family Welfare in Brazil [\$225,000—1974]		113,060
Foundation-managed project: consultants [\$24,000—1974]		11,200
Foundation-managed project: fellowships* Guanabara, State University of [\$63,000—1974]	259,022	192,582
Juiz de Fora, Federal University of	150,000	40,000
Paulista School of Medicine [\$50,000—1974]		50,000
Pernambuco Superior Teaching Foundation [\$63,000—1974]		28,000
Rio de Janeiro, Pontifical Catholic University of	5,978	5,978
São Paulo, University of [\$5,978—1974]		40
University Foundation for Endocrinology and Fertility	44,000	
*List available on request		



Development Planning and Management. The Foundation continued to support research on public-policy issues, particularly those dealing with economic integration, and training to upgrade the management of public-sector institutions.

Supplementary grants were provided to the Junta of the Agreement of Cartagena, a regional compact of Andean nations which has been studying ways to expand economic cooperation, and to the Joint Studies on Latin American Economic Integration (ECIEL), a group of twenty-one research centers conducting regionwide economic studies on consumption patterns, income distribution, wages and prices, and employment. The Junta, formed in 1969 by Bolivia, Chile, Colombia, Ecuador, Peru, and Venezuela, has used Foundation funds to develop its research capacity and to form links with the principal economic research centers in the sub-region, many of them participants in the ECIEL network. Supported since 1962 with some \$2.5 million in Foundation grants, ECIEL is now headquartered in Rio de Janeiro. The grant is supporting the continued collaboration of the Brookings Institution in the project.

Several key national research institutions received renewed support, including the University of the West Indies' Institute of Social and Economic Research, the leading social science research center in the Caribbean. Assisted since 1959 by grants totaling \$1.3 million, the institute has made studies for Caribbean governments and international agencies on such subjects as fiscal policy, low-income housing, and the transfer of technology. In Colombia, the Foundation for Higher Education and Development was granted funds for policy-oriented research in the areas of economics, natural resources and technology, and human resources.

The management of public-sector institutions has assumed increasing importance in Latin America in recent years as a result of the growth of central governments and state enterprises. In Peru, for example, governmental expenditures account for about 30 per cent of the country's gross national product and more than half the total investments. To strengthen research and training in public management in the area's universities, funds were granted this year to the National Institute of Public Administration in Peru and the Central American Institute of Administration of Enterprises. The grants will assist the development of modern analytical tools and teaching materials dealing with public-sector management.

As an extension of earlier support of efforts to reform legal education in Colombia, the Foundation granted funds to the Research Center for the Defense of Public Interest for the launching of the first public interest law venture in the region. Focusing initially on those envi-

GRANTS AND PROJECTS	Approvals (Reductions)	Payments (Refunds)
Training in science and vocational education		
Federal Technical School Celso Suckow da Fonseca [\$108,000—1970]	(74,005)	(23,881)
Rio de Janeiro, Federal University of [\$231,000—1969]	(11,307)	(11,307)
CARIBBEAN		
Association for Development (Dominican Republic)		
Agricultural training	55,412	8,961
Social science research and training [\$115,000—1974]		57,500
Association of Caribbean Universities and Research Institutes		
Survey of African studies	5,000	5,000
Family-planning research and training		
Central American Institute of Administration of Enterprises (Nicaragua) [\$59,000—1974]		59,000
Haitian Center for Research in the Social Sciences [\$136,800—1974]		13,310
Pan American Health Organization		
Social science unit at Caribbean Food and Nutrition Institute [\$106,000—1974]		35,000
Agricultural economics conference	1,500	1,500
West Indies, University of the		
Institute of Social and Economic Research	513,000	
Linguistics and language teaching [\$130,000—1974]		85,000
Management education [\$48,000—1969]	(5,792)	
Research on agricultural economics	42,000	(1,193)
CENTRAL AMERICA		
Central American Institute of Administration of Enterprises (Nicaragua)		
Public management programs	214,000	64,000
Communication training for family planning		
Costa Rica Demographic Association [\$179,700—1974]		110,000
Costa Rica, University of [\$56,720—1974]		(11,574)
Costa Rica, University of		
Graduate program in sociology	170,000	
Federation of Private Universities of Central America (Guatemala)		
General support [\$68,000—1974]		30,000
Interamerican Institute of Agricultural Sciences (Costa Rica)		
Graduate fellowships in agriculture [\$75,000—1971]		12,000
Pan American Health Organization		
Research on social and economic development	4,316	4,316
Secretariat of Natural Resources (Honduras)		
Seminar on export development	5,000	5,000
Valley, University of the (Guatemala)		
Graduate program in educational measurement [\$178,000—1973]		65,000
CHILE		
Agricultural research and training		
Chile, Pontifical Catholic University of [\$280,000—1972]		43,000
Concepción, University of [\$125,000—1973]		6,450
Chile, Government of		
Fruit production research [\$152,000—1972]		31,577
Research and evaluation of nutrition planning [\$170,600—1972]		10,000
Chile, Pontifical Catholic University of		
Center for National Planning Studies [\$198,000—1973]		48,000

GRANTS AND PROJECTS	Approvals (Reductions)	Payments (Refunds)
Center for Urban Development [\$260,000—1970]		2,372
Graduate training and research in economics and education	156,000	93,000
Institute of Political Science [\$128,000—1972]		4,000
Research on health care and reproductive biology	38,560	19,280
Chile, University of		
Center of Biology of Reproduction [\$87,000—1973]		24,075
Nutrition studies at the Center for Pediatric Research [\$287,000—1973]		66,700
Research in science, technology, and water resources [\$129,000—1972]		14,500
Legal research and training		
Chile, Pontifical Catholic University of [\$90,000—1973]		65,000
International Legal Center [\$430,000—1970]	(12,000)	
Massachusetts Institute of Technology		
Training and research on national planning [\$140,000—1970]	(304)	
Research and training in education		
Center of Educational Research and Development	134,000	69,583
Institute of International Education [\$250,000—1969]	93,921	290,000
State Technical University		
Master's degree program in mathematics [\$182,000—1973]		15,000
COLOMBIA		
Agricultural and rural development		
Center of Research and Social Action Foundation	17,445	12,245
Colombian Agricultural Institute [\$52,000—1974]		9,838
Foundation-managed project: consultants [\$197,000—1974]	(19,236)	72,561
Antioquia, University of		
Faculty study abroad [\$150,000—1968]	(833)	
Colombia, Government of		
Educational television [\$100,000—1972]		37,363
Colombia, National University of		
Graduate program in sociology and mathematics [\$83,000—1972]		(6,592)
Economic research and training		
Andes, University of the [\$100,000—1974]	5,000	19,628
Economic Research Development Corporation [\$150,000—1973]		21,000
Educational research		
Foundation for Permanent Education in Colombia	91,500	21,000
Pontifical Catholic Javeriana University [\$137,000—1974]		78,500
Valle, University of [\$29,638—1974]		16,439
Family-planning and demographic research and training		
Andes, University of the	25,700	10,000
Colombia, Government of	125,000	
Colombian Association for the Study of Population [\$60,000—1974]		60,000
Colombian Association of Faculties of Medicine [\$100,000—1972]	(27,500)	25,000
Colombian Association of Family Welfare [\$100,000—1974]		50,000
Regional Population Center	400,000	78,750
Foundation for Higher Education and Development		
Research on public-policy issues	259,236	30,000
Legal education and research		
Association for Socio-Legal Research and Action	24,500	24,500

ronmental issues where the interests of the poor are jeopardized, the center engages in research and litigation aimed at gaining a hearing for persons or interests not now represented in judicial or administrative decision processes.

Agriculture. A critical problem of Latin American agriculture is the extreme poverty and low productivity of farmers tilling small plots. Comprising a large proportion of the population in many countries, this group has not benefited from the improved farming practices developed in recent years or from efforts to integrate them into the economic mainstream. One-third of Mexico's rural inhabitants, for example, earn less than \$100 a year, compared with \$700 for the nation as a whole. Mexican agriculture generates only 10 per cent of the national product, although employing 40 per cent of the labor force.

Foundation assistance to Mexican agricultural development since the early 1960s has emphasized graduate training and research in agricultural economics, agricultural business, and statistics and computing. Some \$2.8 million has been provided for programs in these fields at the National School of Agriculture and the Monterrey Institute of Technology. To help link the research groups at these institutions to the Mexican government's efforts to accelerate rural development, the Foundation provided funds this year for research on rural welfare issues. A major aim is to provide policy makers with better information on the social, political, and economic constraints to rural development and on the consequences of alternative development policies.

The Foundation continued to support the region's two international agricultural research centers, the International Maize and Wheat Improvement Center (CIMMYT) in Mexico, and the International Center of Tropical Agriculture (CIAT) in Colombia. CIMMYT has recently been trying to improve the disease resistance of bread wheats and to raise yield and protein content of the tropical corn plant to approach that of the temperate-zone plant. CIAT focuses on improving crops, livestock, and farming systems in the lowland tropics.

The Foundation also continued support for an experimental project to increase the production of sorghum and millet in the arid regions of northeast Brazil. Thousands of lines of the two crops have been screened and tested for yield, response to fertilizer, and resistance to disease and pests. About a dozen sorghum varieties have been found to be well adapted to the region and are to be released for commercial use.

An estimated 60 per cent of the people of Brazil's Northeast are malnourished because of their poverty and the poor nutritive value of the foods they consume. For

GRANTS AND PROJECTS	Approvals (Reductions)	Payments (Refunds)	GRANTS AND PROJECTS	Approvals (Reductions)	Payments (Refunds)
Foundation-managed project: research awards* Research Center for the Defense of Public Interest	23,055 95,000	6,659 44,000	Foundation for National Development Agricultural research and training [\$82,000—1974]	4,450	53,450
Research on deprived urban children Colombian Institute for Family Welfare [\$83,000—1974]		42,500	Interuniversity training and research in the basic sciences Agrarian University [\$616,000—1966]		31,105
Human Ecology Research Station Foundation	140,000	83,000	Cayetano Heredia Peruvian University Foundation-managed project: consultants and fellowships*	80,000 120,000	42,468
Training and research in mass communication Colombia Institute of Social Development [\$33,000—1973]		31,771	National University of Engineering Peru, Pontifical Catholic University of	50,000 50,000	3,000 10,000
Foundation-managed project: fellowships*	45,000	23,283	Junta of the Agreement of Cartagena Research on Andean economic integration	64,000	
Valle, University of Division of Sciences [\$188,000—1967]	(5,963)		Linguistics and bilingual education: research and training Foundation-managed project [\$28,000—1973]		3,100
ECUADOR			Peru, Pontifical Catholic University of Legal education	130,000	70,075
Ecuador, Pontifical Catholic University of Training in the social sciences [\$75,000—1974]		45,000	Social science research and training Agrarian University [\$200,000—1970]		7,793
MEXICO			Center of Studies of Population and Development [\$88,000—1971]	(37,807)	(1,867)
Agricultural and rural development California, University of (Berkeley) [\$21,000—1973]		10,500	Central Reserve Bank of Peru [\$26,000—1972]	(4,974)	
Foundation-managed project: consultants	204,500	48,122	Foundation-managed project Institute of Peruvian Studies	174,515 445,000	78,827 107,870
Mexican Development Institute	4,000	4,000	National Commission of Social Property	4,500	4,384
United Mexican States [\$750,000—1965]		6,450	National Institute of Public Administration National Planning Institute [\$177,500—1972]	110,000	1,800
Center for Educational Studies Research and training in educational policy [\$500,000—1974]		417,500	Peru, Pontifical Catholic University of [\$200,000—1974]	5,000	90,000
Educational and Cultural Development Evaluation of training for educators	740	740	San Antonio Abad National University [\$51,200—1971]		12,000
Monterrey Institute of Technology and Advanced Studies Engineering and public administration education [\$20,000—1973]		10,000	San Augustin, National University of	485	485
National Behavioral Sciences and Public Opinion Research Institute Evaluation of <i>Plaza Sésamo</i>	28,400	(95)	VENEZUELA		
Study of language development	2,000		Institute of Advanced Studies of Administration Business and public administration program	95,000	25,000
Research and training in reproductive biology, demography, and family planning Hospital of Nutritional Diseases	64,000		San Marcos, National University of Language-teaching service	95,000	37,567
Mexican Institute of Social Studies	75,000	35,000	Venezuela, Republic of Educational research and development [\$190,000—1972]		7,215
Mexican Population Association [\$250,000—1974]		110,800	LATIN AMERICAN STUDIES		
Mexico, College of	150,000		Cuban and Caribbean studies American Council on Education	2,500	2,500
Mexico, National Autonomous University of [\$120,000—1973]		45,000	Foundation-managed project: research and training [\$125,000—1968]	(6,500)	
Woman's Hospital [\$100,000—1969]	(41,416)		New York University	6,500	6,500
Training and research in the social sciences: Foundation-managed project	260,000	180	Yale University [\$300,000—1971]		35,316
PARAGUAY AND URUGUAY			Fellowships and research awards Foundation-managed projects* [\$2,694,000—1973, 1974]	1,181,005	1,649,095
Social science research (Uruguay) Center for Economic Research	40,000		Institute of International Education [\$145,000—1971]		(47,253)
Center of Information and Studies of Uruguay	40,000		Latin American Studies Association	80,000	30,625
Paraguayan Center of Sociological Studies [\$89,700—1974]		55,700	Social Science Research Council [\$1,080,000—1974]	516,598	678,247
PERU			Tufts College [\$120,000—1973]		20,000
Educational planning and development Higher School for Public Administration [\$76,000—1973]		13,000	Studies of Latin America Michigan, University of [\$105,600—1974]		105,600
National Council of the Peruvian University [\$75,000—1973]		10,000	Oxford University	99,000	
Peru, Republic of (National Institute for Educational Research and Development) [\$108,000—1974]	5,000	12,000	Stanford University	5,000	
			Studies of women in Latin America Coordination of Initiatives for Development in Latin America (CIDAL) [\$60,000—1974]		19,250
			Latin American Studies Association [\$9,800—1974]		9,800
			Stanford University [\$24,500—1974]		24,500
				13,123,233	11,463,767

*List available on request

*List available on request

GRANTS AND PROJECTS	Approvals (Reductions)	Payments (Refunds)
MIDDLE EAST AND AFRICA		
Field office operations		
Foundation-managed projects	134,256	85,316
Research and information on Africa and the Middle East		
Africa Contemporary Record	10,000	
Afro-American field research fellowships: Foundation-managed project [\$124,000—1974]	111,000	118,536
Social Science Research Council: doctoral fellowships on the Middle East and Africa	276,500	25,000
SUB-SAHARA AFRICA		
Agricultural research and training		
Association of Faculties of Agriculture in Africa	8,764	8,764
Foundation-managed project: fellowships*	250,000	220,584
International Institute of Tropical Agriculture (Nigeria)	750,000	562,500
Pan African Institute for Development Council (Geneva) [\$255,000—1974]		70,000
Association for the Advancement of Agricultural Sciences in Africa		
Agricultural research seminars [\$60,000—1973]		42,500
Consultants on development planning and public administration		
Foundation-managed project	218,200	208,816
International Extension College (London)		
Botswana Extension College [\$300,000—1973]		120,000
Journal of African Writing (Okike)		
Foundation-managed project: salaries and publishing costs [\$28,000—1973]		(330)
Research, training, and conferences on Africa		
Africa Publications Trust	5,000	5,000
African-American Institute	18,070	18,070
African Social Studies Programme (Kenya)	40,000	40,000
African Studies Association	5,000	50,300
Association of African Universities	50,000	
California, University of (Los Angeles) [\$260,053—1971, 1972, 1973]	(25,000)	110,989
Columbia University [\$64,910—1973]		8,000
International Extension College (London)	100,000	50,000
International Press Institute (Zurich) [\$153,000—1973]		66,800
Johns Hopkins University [\$106,600—1971]		22,599
University of London	76,900	
Michigan, University of	50,000	
New York, City University of	10,000	
Northwestern University [\$30,000—1973]		13,600
Regional public administration seminars: Foundation-managed projects		12,629
Social Science Research Council	146,050	133,000
Wisconsin, University of [\$128,170—1972]		6,200
Town Affiliation Association of the United States		
Visits by Sister City Program representatives	1,500	1,500
EAST AFRICA		
East African Community		
Workshop on educational testing	4,519	4,519
Eastern Africa Agricultural Economics Society		
Annual conference and workshop [\$5,440—1974]		34
Language Association of Eastern Africa		
Language research and education	58,250	8,250
Population research and training		
Foundation-managed project: consultants, seminars, and research awards*	110,422	46,505
Sociolinguistic survey in Ethiopia, Kenya, Tanzania, Uganda, and Zambia		
Foundation-managed project	9,500	

*List available on request

research on these problems and the training of specialists for an expanded nutrition program, funds were provided for nationwide fellowships and for the Institute of Nutrition of the Federal University of Pernambuco.

In the Dominican Republic, the Foundation has been assisting agricultural research and training at the Higher Institute of Agriculture, which began as a high school-level vocational training center and expanded to a four-year postsecondary program with specializations in farm mechanization, agricultural education, and agricultural business. A terminal grant this year is enabling several institute staff members to complete their graduate training abroad.

Population. The Foundation joined with several other funding sources this year in support of a regional program of social science research related to population policy. Coordinated by the Latin American Social Science Council, the program is sponsoring studies of such subjects as the role of elite groups and migration, the effect of rural health services on fertility and migration, and the interaction between development strategies and population change.

Additional actions in support of demographic and other population research included a grant to the Regional Population Center in Colombia formerly associated with the Colombian Association of Medical Schools (which studies both national and regional population issues), and renewed assistance for a Brazilian project to train demographers and introduce population studies into graduate schools.

Biomedical research on human reproduction and its regulation has been supported by the Foundation for nearly a decade in the region. The funds have assisted research on the physiology of the reproductive system, the evaluation of new contraceptive drugs, and the training of reproductive scientists. Terminal grants were provided this year for several research centers, including those at the federal universities of Bahia and Juiz de Fora in Brazil, the Hospital of Nutritional Diseases in Mexico, and the Pontifical Catholic University of Chile. Future Foundation assistance in the field will be channeled through a regional program of research awards or through international competitions administered by the Foundation's Population Office (see page 57).

MIDDLE EAST AND AFRICA

Agriculture. The Foundation has provided substantial assistance since 1968 to the Arid Lands Agricultural Development Program, a multi-country research effort to increase the production of wheat, corn, barley, rice, and other crops and livestock on the semi-arid lands of

the Middle East. ALAD scientists have worked with agricultural specialists in Egypt, Iran, Jordan, Lebanon, Syria, Saudi Arabia, and the Sudan to establish national research programs and to adapt imported seed varieties to the special growing conditions of the region. Several of ALAD's activities will soon be incorporated into the International Center for Agricultural Research in Dry Areas (ICARDA), a new member of the network of international agricultural research and training centers supported by a group of some thirty international assistance agencies, including the Ford Foundation. Additional funds were granted by the Foundation this year to continue ALAD's work pending the beginning of operations by ICARDA early in 1976.

In Egypt, funds were provided to continue research on wheat, rice, and corn production in the Nile Valley and for experimental projects in farm mechanization, soil and water management, and grain processing. Although significant increases have been achieved in cereal production in the valley through the use of improved seed varieties, its full agricultural potential cannot be reached without improved technology. Funds will support the development of low-cost prototype machinery, such as planters, seed drills, and threshers, for use by small farmers. A study of the agricultural research needs of the Sudan will also be made.

Research on the agricultural production problems of sub-Saharan Africa is conducted at the International Institute of Tropical Agriculture in Nigeria, which received a \$750,000 supplement. IITA concentrates on devising farming systems that permit more intensive use of forested areas in the lowland, humid tropics. In work at its main center and through outreach activities in Liberia, Sierra Leone, Tanzania, and Zaire, it is seeking to develop improved varieties of cowpeas, lima beans, yams and sweet potatoes, corn, rice, soybeans, and cassava.

Support also went for the continued development of postgraduate training in the agricultural sciences at the nearby University of Ibadan. The university collaborates with IITA in training agricultural specialists from both English- and French-speaking areas of Africa.

Since the French-speaking countries of West Africa have few qualified agricultural economists to analyze and consult on rural development problems, the Foundation set aside funds this year for a five-year program to train some forty-five specialists at the University of Ibadan, other West African universities, and abroad.

Education and Research. Several actions this year seek to strengthen national capacities for social science research focusing on development problems. For example, a grant was made to Morocco's National Institute of Statistics

GRANTS AND PROJECTS	Approvals (Reductions)	Payments (Refunds)
Specialists and consultants on public administration, business and industrial development, educational planning and development, economic planning, and assistance to East African Community Foundation-managed projects [\$758,850—1974]	(6,410)	327,031
Training and research in agricultural development Foundation-managed project	189,236	29,134
ETHIOPIA		
American Library Association Library development at Haile Selassie I University [\$247,500—1967]		(12,156)
Haile Selassie I University Academic and administrative development [\$495,000—1974]		147,696
Northwestern University Research on urbanization [\$32,670—1974]		28,563
KENYA		
Kenya, Government of Seminar on International Women's Year Training of rural health workers [\$48,000—1967]	5,000 (1,161)	5,000
Kenya Institute of Management Lecturer on management	1,892	
Nairobi, University of Training in economic planning [\$54,000—1969]		(220)
National Christian Council of Kenya Community relations program Conference on women in Kenyan society Purchase of prototype farm equipment	47,123 7,184 2,000	15,248 7,184 1,241
National Museums of Kenya Scientific exhibits	50,000	
TANZANIA		
Dar es Salaam, University of Faculty research and development [\$325,000—1972]		99,000
Social science conferences Studies on politics and administration	1,880 34,200	1,880 31,200
Tanzania, Government of Civil service training [\$26,086—1973]		438
Tanzania maize and legume program Foundation-managed project [\$181,000—1973]		59,889
UGANDA AND ZAMBIA		
Makerere University College (Uganda) Agricultural research and training [\$300,000—1974]	182,228	260,740
Zambia, University of Social studies and humanities research Teaching materials and staff assistance [\$300,000—1966]	5,000 1,434	5,000 14,675
WEST AFRICA		
Consultants on public administration, management training, economic planning, education, public-service training, urban development, language teaching, agriculture, population, and business administration Foundation-managed projects [\$275,000—1974]	139,783	247,940
Educational research in West Africa Foundation-managed projects	370,000	31,491
Regional fellowships in development planning and management, agriculture, and education* Foundation-managed project	150,000	88,717
*List available on request		

GRANTS AND PROJECTS	Approvals (Reductions)	Payments (Refunds)
Studies of national integration		
Foundation-managed project: research [\$50,000—1971]	(6,800)	250
NIGERIA		
Agricultural and rural development		
Ahmadu Bello University [\$160,000—1974]		41,750
East Central State of Nigeria, Government of	1,249	
Ibadan, University of	331,158	177,460
Ife, University of	100,000	50,000
Ahmadu Bello University		
Expansion of Nigerian staff [\$134,000—1971]		12,729
Economic and development planning		
Foundation-managed fellowships* [\$16,000—1973]	(7,585)	(3,597)
Ife, University of	150,000	107,181
Nigeria, Government of [\$500,000—1973]	100,000	110,224
Nigeria, University of [\$286,000—1964]		8,091
Family planning and demography		
Ibadan, University of [\$62,000—1972]		15,500
Lagos, University of	80,000	40,000
Ife, University of		
Vernacular and English-language training	150,000	
Management training		
Ife, University of [\$132,000—1973]		40,998
Nigeria, Government of [\$240,000—1973]	43,000	101,461
Nigerian Institute of Management [\$230,000—1973]		60,000
Nigeria, Government of		
Books and equipment for University of Nigeria [\$280,000—1970]		11,087
Education wing for national museum [\$100,000—1972]	(100,000)	
Nigeria, University of		
Development of Faculty of Education [\$150,000—1973]		42,215
Western Nigeria, Government of		
Vocational education development [\$52,000—1974]	(1,359)	
GHANA		
Ghana, Government of		
Public-service training	143	143
Ghana, University of		
Social and economic research	62,000	8,046
CAMEROON, DAHOMEY, IVORY COAST, LIBERIA, SENEGAL		
Abidjan, University of (Ivory Coast)		
Economic and social research [\$100,000—1974]		50,000
Dahomey, University of		
Training of agricultural specialists	60,000	15,210
Dakar, University of (Senegal)		
Publication of West African atlas [\$75,000—1973]		37,500
Liberia, University of		
Research on the role of formal education in Liberia	6,800	6,800
Yaounde, University of (Cameroon)		
Demographic research and workshops	140,000	90,000
ZAIRE		
Center for African Studies and Documentation (Brussels)		
Training for Zairois students [\$60,000—1974]		30,000
Law and public-administration training for civil servants		
Foundation-managed project [\$188,700—1972]	(3,209)	

*List available on request

and Applied Economics for a study of the social problems of Moroccan workers who have migrated back to their country as a result of the European economic recession. In East Africa, funds were provided to enhance the professional development of younger social scientists through research and other activities.

The Foundation provided partial funding for a four-year effort to strengthen educational research in Franco-phone West Africa through a special training program at Laval University in Quebec that will include field research in West Africa. The aim is to train a corps of specialists in social science theory and research methodology applicable to the investigation of educational problems and programs. A related grant went to the International Extension College in London, which has been aiding the development of "distance education" in Africa, which makes use of correspondence, broadcasts, and face-to-face instruction.

The Science and Mathematics Education Center of the American University of Beirut has come to be one of the most important educational resources in the Middle East. With Foundation assistance since its establishment in 1969, the center has advised education ministries throughout the region on curriculum revision, textbook preparation, and teacher training. A terminal grant is assisting the center's research while it seeks to augment its support through government contracts. Center staff are also advising the Sudanese government on the completion of eight science and mathematics textbooks, for which a separate grant was provided.

Terminal grants also went to the English Language Institute (ELI) of the American University of Cairo and an experimental vernacular and English-language project at the University of Ife in Nigeria. Assisted by the Foundation since 1965, ELI provides in-service training for Egyptian primary and secondary school English teachers as well as master's degree training in teaching English. The institute hopes to continue with support from governments in the region. The Nigerian project is testing the hypothesis that primary education is more effective when taught in the child's mother tongue, in this case Yoruba, the vernacular language of the Western State of Nigeria. Foundation funds will underwrite final assessment of the project.

Two research projects aimed at increasing collaboration and exchanges among social scientists with interests in the Middle East and Africa were assisted. At Princeton University, research seminars will examine the role and status of religious minorities in the Middle East and the impact of Islam on Africa, while at the University of London a study will be made of the social history of Africans in South Africa in the twentieth century. Support also was continued for a fellowship program to

GRANTS AND PROJECTS	Approvals (Reductions)	Payments (Refunds)	GRANTS AND PROJECTS	Approvals (Reductions)	Payments (Refunds)
Zaire, National University of Research and training in education [\$100,000—1974]		12,520	Consultants in the Middle East and North Africa on agriculture, education, language, public administration, economic planning, population, and business management Foundation-managed projects	920,822	435,613
SOUTH AFRICA			Research and training on the Middle East Foundation-managed project: research awards* and other social science projects Middle East Institute [\$39,300—1973] Middle East Studies Association [\$201,000—1973]	102,290 (1,540)	36,815
African Music and Drama Association (Union Artists) Staff support [\$25,000—1974]		10,000	Princeton University	122,500	18,500
Lawyers' Committee for Civil Rights Under Law Research on South Africa	100,000	65,000	Rand Corporation	1,000	1,000
Natal, University of English-language teaching	40,000	40,000	Social Science Research Council [\$294,975—1974]		252,500
South African Institute of Race Relations Education and publication activities [\$250,000—1974]		156,250	Town Affiliation Association of the United States Visits by Sister City Program representatives	1,000	1,000
U.S.—South Africa Leader Exchange Program Multiracial symposium [\$10,000—1974]		10,000	Wisconsin, University of Science education in Arab countries [\$57,000—1966]		23,933
NORTH AFRICA			EGYPT		
Population Council Research and training in family planning [\$235,000—1973]	68,000	137,900	American University in Cairo Compilation of Egyptian Arabic dictionary [\$78,800—1972]		15,507
Research on agricultural and rural development Foundation-managed projects International Maize and Wheat Improvement Center [\$1,035,000—1973]	140,000 7,000	34,359 627,514	Conferences on social research and training English-language training Training in administration and business management [\$101,500—1973]	45,060 157,875	95,060 86,100 64,419
Training and research in social sciences and management Foundation-managed projects: research awards, conferences, consultants	202,818	65,071	Cairo, University of Institute of Statistical Studies [\$125,000—1973] Library modernization [\$110,000—1972]	(2,457)	37,000 23,157
MOROCCO			Egypt, Government of Family-planning and reproductive biology research [\$50,000—1972]	25,000	26,000
Moroccan Association of Young Businessmen Seminars on modern business practices [\$240,000—1972]	(221,031)		Institute of Aquatic Resources [\$218,000—1965] Institute of Land Reclamation [\$45,000—1971] Library materials	11,000	(1,341) 5,000 11,000
National Institute of Statistics and Applied Economics Social science research and training	94,000	23,000	Research on law and social change [\$92,000—1973] Science education pilot project	5,385	32,000 5,385
Study Group of Trainers, Directors, and Personnel Chiefs Conference on management training	9,350	9,350	Strengthening investment planning Foundation-managed project: consultants [\$300,000—1974]	(6,000)	91,582
TUNISIA			ISRAEL		
English-language training Foundation-managed project: consultants	116,886	90,049	Israel Foundations Trustees Social science research [\$500,000—1974]		62,500
Maghrebian Historical Review Publication of four issues of the <i>Review</i>	4,000	2,000	JORDAN		
Tunis, University of Library materials	6,500	4,013	Jordan, Government of Civil service classification and pay plan [\$113,000—1968]		(3,542)
Tunisia, Republic of English-language textbook development [\$35,000—1969] Manpower personnel training [\$157,950—1969, 1973]	(1,319)	51,815	In-service teacher training program [\$172,000—1972] Research and training on economic development [\$101,000—1967]		(6,640) (4,799)
MIDDLE EAST			Royal Scientific Society Research on income distribution	3,900	3,900
Agricultural research Foundation-managed project: research and consultants [\$1,370,000—1974]	514,712	754,936	SYRIA		
Association for International Communication Seminars (Zurich) Conferences on Arab-Western relations [\$5,000—1973]		4	Aleppo, University of Development of agricultural and science facilities [\$300,000—1966]		18,224
Birzeit College Library and laboratory resources [\$100,000—1974]		40,000	LEBANON		
			Agricultural development Foundation-managed project: research and seminars [\$267,000—1974] Lebanon, Republic of [\$15,000—1973]	(14,500)	94,167 1,898

*List available on request

GRANTS AND PROJECTS	Approvals (Reductions)	Payments (Refunds)
American University of Beirut		
Academic planning	5,000	
Agricultural research and workshops	46,660	9,000
Science and math education center [\$198,000—1972]	116,000	168,000
Training administration [\$200,000—1970]	(64,422)	17,379
Beirut University College		
Institute of Women's Studies [\$171,000—1974]		20,000
Center for Educational Research and Development		
Research on Arabic language [\$120,000—1974]		15,000
Lebanese University		
Training in law and political science [\$244,000—1969]		25,000
Lebanon, Republic of		
Civil service training [\$255,500—1966, 1969]	(133,787)	(30,795)
Conference on administrative law	25,000	25,000
Training and technical assistance in tax administration [\$153,300—1971, 1974]	5,665	26,833
Research on Lebanon's political and social system		
Foundation-managed project [\$16,900—1973]	4,278	6,103
St. Joseph University		
Research on culture and modernization [\$4,400—1973]		184
SUDAN		
Khartoum, University of		
Research on language learning	31,000	
Research on Sudanese law [\$80,000—1973]		24,000
Training and research on development [\$278,000—1974]		64,000
National Council for Research		
Purchase of calculating equipment	3,000	3,000
National Planning Commission		
Establishment of library [\$5,000—1974]		5,000
Sudan, Government of		
Science and mathematics education [\$83,145—1974]	44,000	34,000
TURKEY		
Boğaziçi University (Bosphorus University)		
English language and linguistics training [\$143,000—1973]		52,000
Business management development		
Economic Development Foundation	57,000	10,000
Foundation for Management Education	150,000	25,000
Turkish Management Association	100,000	55,000
Demographic and social science research		
Foundation-managed project [\$56,500—1973]		(452)
Hacettepe University [\$177,000—1974]		45,000
Institute of Geography		
Research and training in cultural geography [\$100,000—1972]	(100,000)	
Mathematics and science education		
Newton College (Massachusetts) [\$32,900—1972]	(5,657)	
Scientific and Technical Research Council of Turkey	105,000	
Middle East Technical University		
Restoration of historical monuments [\$168,000—1969]		25,027
Turkish Education Foundation		
Research and scholarship administration [\$78,000—1971]		7,151
YEMEN		
Carnegie Institute		
Archaeological research in Yemen	5,000	5,000
	7,549,705	8,697,569

increase the number of black American scholars specializing in Middle East and African affairs.

Development Planning and Management. Since the early 1960s the Foundation has provided substantial assistance to Nigeria to strengthen economic planning and training for public service. For example, the Institute of Administration of the University of Ife received more than \$1 million from 1963 through 1971 to help meet the country's urgent needs for well-trained civil servants. Other funds have provided economic advisors to the central and state governments, assisted industrial expansion, and strengthened economic and social research.

Continuing this assistance, the Foundation this year granted funds in connection with the country's efforts to develop small and medium-sized industry. Nigeria has been stimulating the development of paper, brick-making, food-processing, and other industries that make use of local rather than imported resources. The Foundation funds are supporting an advisor at a regional industrial development center, consulting services of the Denver Research Institute, and economic and financial evaluation of industrial development projects.

To supplement the University of Ife's more generalized training in public administration, funds were given for visiting professors who have been teaching a course in development economics for middle-level civil servants.

Elsewhere in Africa, support was continued for studies by the University of Ghana's Institute of Statistical, Social, and Economic Research of labor force growth, income distribution, and rural development; for consultants who have been advising the government of Botswana on such matters as mineral resource development, civil service training, crop and livestock development, monetary policy, and nonformal education, and for research, consultants, and conferences to strengthen management training and research in Tunisia, Morocco, and Algeria.

In the Middle East, funds were allocated to continue the services of consultants who have been advising the governments of Egypt, Sudan, Saudi Arabia, and the Gulf States on such matters as educational modernization, manpower and investment planning, and civil service reorganization.

Population. Although official interest in fertility reduction remains modest in most of the region, there have been increasing signs of receptivity to activities aimed at illuminating the relation between population growth and the quality of life. For example, in the Middle East, where the Foundation set aside \$150,000 for family-planning research and consultants, researchers have been collecting demographic and fertility data and analyzing

how modern attitudes and values are formed. A few countries actively promote family planning, most notably Egypt, where population pressure on the narrow Nile Valley has been a government concern for more than a decade. The new Foundation funds will support studies, conferences, and consulting activities throughout the region on family planning, the cultural and psychological aspects of fertility motivation, and other subjects.

In West Africa, support was continued for two efforts to integrate family planning into maternal and child health services. With child mortality rates among the highest in the world, West African nations have given priority to improved health-care programs as the best means of reducing both mortality and fertility. Family-planning advice is offered as part of these programs.

The University of Yaounde in Cameroon received a grant for a workshop to train planners on methods to improve health-care systems to meet total family needs. The funds are also supporting a vital statistics survey that will help the government to plan health services. In Nigeria, the government's efforts to expand family-health services were assisted through a grant to the Institute of Child Health of the University of Lagos.

DEVELOPMENT STUDIES

The Foundation also supports research, education, and technical assistance relating to the problems of less-developed countries generally. For example, a terminal grant went to the International Legal Center, which was formed in 1966 to assist countries in legal education and the development of their legal systems (see page 55). Supported by more than \$5 million in Foundation funds, the center has sent American law professors to teach in foreign law schools and brought foreign students here to be trained as law teachers. Young American lawyers have also served as advisors and researchers for foreign governments under an Overseas Fellows Program. The center's future activities will emphasize the linking of lawyers, social scientists, and legal scholars from developing countries and the West to review research and legal education needs and to explore such subjects as legal services for the poor and relations with multi-national corporations and international agencies.

Continued support also went to the Overseas Development Council in Washington and the Overseas Development Institute in London, both of which conduct research and education on relations between the developed and developing worlds. ODC has helped to focus American private and government attention on such issues as the world food crisis and relations between Western nations and the oil-producing countries. The grant to the British center will help to establish an endowment fund so that the institute can continue to

GRANTS AND PROJECTS	Approvals (Reductions)	Payments (Refunds)
DEVELOPMENT STUDIES		
Development research, training, and information		
Analysis of world food outlook: Foundation-managed project [\$25,000—1973]		6,902
Chicago, University of	7,200	7,200
Christian Michelsen Institute of Science and Intellectual Freedom (Norway) [\$125,000—1973]		45,000
Harvard University [\$175,000—1973]		35,000
International Broadcast Institute [\$118,500—1972]		26,500
Michigan, University of [\$187,000—1974]		50,000
Overseas Development Council	150,000	75,000
Overseas Development Institute (London)	275,000	125,177
Review of public management in developing countries: Foundation-managed project [\$80,000—1973]		2
Small grant actions: Foundation-managed project	5,521	
Stanford University	7,500	
Study of employment: Foundation-managed project	4,868	2,799
Sussex, University of [\$80,000—1972]		11,670
United Nations World Food Conference: Foundation-managed project [\$30,500—1974]		4,431
Wellesley College	10,000	
Wisconsin, University of [\$150,000—1972]	60,000	150,000
International educational development		
American Council on Education [\$272,710—1974]	10,000	121,915
Biological Sciences Curriculum Study [\$60,000—1974]		45,000
Chicago, University of [\$200,000—1974]		72,500
Educational policy studies: Foundation-managed project [\$116,600—1974]	104,374	112,255
Harvard University [\$150,000—1973]		66,316
Institute of International Education [\$200,000—1974]		125,000
International Council for Educational Development	417,527	417,527
United Nations Educational, Scientific and Cultural Organization (UNESCO) [\$175,000—1974]		67,000
Linguistic and foreign-language research and teaching		
Arizona, University of	12,000	
Center for Applied Linguistics	26,200	26,200
Georgetown University [\$266,000—1967]		15,623
Linguistic Society of America	200,000	35,000
	<u>1,290,190</u>	<u>1,644,017</u>
EUROPEAN AND INTERNATIONAL AFFAIRS		
INTERNATIONAL AFFAIRS AND WORLD PROBLEMS		
American studies seminars and fellowships		
American Council of Learned Societies	1,000,000	531,250
Salzburg Seminar in American Studies [\$325,000—1970]		40,000
Arms control and international security research, training, and seminars		
Australian National University	225,000	
California Institute of Technology [\$200,000—1974]		42,000
California, University of (Los Angeles)	250,000	
California, University of (San Diego)	57,084	17,958
Chicago, University of [\$184,800—1973]		34,972
Columbia University	60,000	
Cornell University [\$400,000—1973]		85,000
Graduate Institute of International Studies (Geneva) [\$30,000—1973]		14,778
Harvard University [\$150,000—1971]		(1,174)
Indiana University	125,000	
International Institute for Strategic Studies (London) [\$525,000—1971]		105,000
Johns Hopkins University	14,300	
London, University of [\$33,000—1970]		11,000
Pittsburgh, University of	125,000	
Stanford University [\$500,000—1974]		65,087

GRANTS AND PROJECTS	Approvals (Reductions)	Payments (Refunds)
Human rights and intellectual freedom		
American Council for Emigrés in the Professions [\$250,000—1974]		120,000
Bradford, University of (England)	15,000	7,500
Community Relations Commission (London)	18,800	18,800
International Association for Cultural Freedom (Paris)	350,000	350,000
London, University of	15,550	15,550
Minority Rights Group (London)	60,000	42,500
International economics research and conferences		
Boston University	30,000	30,000
Brookings Institution [\$62,500—1972]		6,400
Center for National Planning Studies	50,000	
Chicago, University of	45,500	
Chile, Pontifical Catholic University of Foundation-managed project: consultants [\$50,000—1974]	41,500	7,000
Graduate Institute of International Studies (Geneva) [\$108,000—1974]		30,439
Ife, University of (Nigeria)	50,000	46,000
Illinois, University of	88,900	20,679
International Economic Association (Paris) [\$275,000—1973]		65,000
Karnatak Historical Research Society (India)	20,000	
Kiel Institute of World Economics [\$10,000—1974]		10,000
Louvain, Catholic University of	45,000	
Massachusetts Institute of Technology	49,600	25,400
Michigan, University of	60,800	14,317
Minnesota, University of	50,000	
New York University	2,000	2,000
Princeton University	99,616	58,874
Tel Aviv University	42,300	
Texas, University of (Austin)	16,600	16,600
Trade Policy Research Centre (London)	70,000	50,720
Warwick, University of	37,200	
Wisconsin, University of	100,000	
International law and legal studies		
American Society of International Law [\$300,000—1973]		90,000
International Legal Center	650,000	457,744
London, University of	16,000	16,000
McGill University (Royal Institution for the Advancement of Learning) [\$140,000—1972]		15,000
International relations and foreign policy research and communications		
Atlantic Institute for International Affairs [\$250,000—1974]		111,250
Brookings Institution	390,000	240,000
Carnegie Endowment for International Peace [\$75,000—1973]		25,000
Chicago Council on Foreign Relations	85,000	85,000
Columbia University [\$418,000—1964]	(20,592)	
Council on Foreign Relations [\$500,000—1974]	5,800	370,800
Georgetown University [\$150,000—1974]		109,405
Institute of International Affairs [\$150,000—1973]		75,000
International Broadcast Institute [\$660,000—1974]		220,000
International Studies Association [\$83,000—1973]		27,666
Johns Hopkins University [\$74,000—1973]	21,500	54,658
London, University of [\$60,000—1974]		28,000
Royal Institute of International Affairs (London) [\$162,000—1973]		56,000
Trilateral Commission [\$500,000—1973]		100,000
United Nations Association of USA	16,000	
U.S. Department of State	3,000	3,000
International studies programs, research, and conferences		
California, University of (Los Angeles) [\$120,000—1972]		20,000
Columbia University	16,730	16,730
Cornell University [\$450,000—1972]		91,070
Denver, University of [\$90,000—1971]		30,000
German Association for Foreign Affairs [\$5,000—1974]	(567)	4,433
Harvard University [\$150,000—1973]		25,000
Johns Hopkins University [\$200,000—1972]		50,000
Massachusetts Institute of Technology [\$400,000—1972]		240,000
Northwestern University [\$200,000—1970]		4,952

examine British and European policies toward the Third World.

The University of Wisconsin's Center for Development received a final grant for fellowships for students from developing countries to attend the center's eighteen-month course in development administration. The recipient of nearly \$1 million in Foundation support since it was established in 1967, the center provides training not readily available in other parts of the world.

EUROPEAN AND INTERNATIONAL AFFAIRS

Policy Issues. In recent years economic issues have increasingly transcended national frontiers and have come to dominate debate in many international forums. Events such as increases in oil and commodity prices, termination of fixed currency exchange rates, and efforts by developing countries to obtain a greater share of the world's wealth have seriously shaken the international economic order of the last thirty years and raised concerns about its future stability.

To shed light on the nature of some of these changes and to help in the development of new policies, the Foundation this year made the first series of grants out of a special \$1 million appropriation for international economic research. The work falls in five general areas:

- international economic disturbances;
- the organization of the world monetary, investment, and trade systems;
- relations among trade and investment, income distribution, and economic policy;
- trends and policies in commodity supply and demand;
- international economic aspects of environmental problems.

Specifically, studies were funded on future world food supply and demand, growing interdependence of world financial markets, appropriate exchange rate policies for small countries, and the consequences of heavy borrowing from European sources by less-developed countries. Recipients of this year's grants are listed on page 55.

Separate studies were supported on related economic questions, such as the need for reform of the international trading system, and trends in the rate of return to capital in industrial countries.

The Trade Policy Research Center in London received support to reappraise the General Agreement on Tariffs and Trade after two decades of operation and to examine trade issues related to West European economic integration. Other projects receiving support were studies by Professor Harold Jacobson and colleagues at the University of Michigan of the process of regional economic integration among six groups of countries in Africa and Latin America and by Pro-

fessor Daniel Holland of the Massachusetts Institute of Technology and an international group of economists on changes in the rate of return to capital of corporations in major industrial countries since World War II.

For research on the changing relations between Canada and the United States, particularly issues relating to Canadian fears of U.S. economic and cultural domination, funds were granted to the National Planning Association. Six studies will be conducted on changes that have affected relations between these two countries and with the rest of the world.

Support was continued for the Brookings Institution's foreign policy studies, in which researchers are examining U.S. defense policies, U.S.-Japanese relations, and the impact of overseas investments on the U.S. economy.

Research and training on problems of arms control and international security, a Foundation concern since the early 1950s, were assisted this year through grants to the Australian National University, the University of California at San Diego and at Los Angeles, the University of Pittsburgh, and Indiana, Columbia, and Johns Hopkins universities. The funds support interdisciplinary curriculum development and research and seminars on such subjects as new approaches to control of nuclear weapons, nuclear proliferation in Asia, and the application of quantitative methods to arms control negotiation and weapons procurement.

Human Rights, American Studies. Support was continued for the International Association for Cultural Freedom in Paris, a global network of scholars concerned with the pursuit of free inquiry and the defense of artistic and intellectual liberty. The Minority Rights Group in London received funds for research and information dissemination on the status of ethnic, religious, and cultural minorities in various parts of the world.

Since 1961 the Foundation has provided \$9.3 million to the American Council of Learned Societies for a fellowship program aimed at strengthening teaching about the United States at educational institutions abroad. Some 600 scholars from twenty-five countries have been able to enlarge their understanding and knowledge of the United States through study here. A terminal \$1 million grant was made this year to continue the fellowships through 1980.

Soviet and East European Studies. Although a sizable corps of scholars and other specialists on the Soviet Union and East Europe has been trained over the last twenty years, understanding of the economic, political, social, and cultural processes in these countries is still quite limited. To help deepen such knowledge, the Foundation this year awarded grants totaling \$650,000

GRANTS AND PROJECTS	Approvals (Reductions)	Payments (Refunds)
Pittsburgh, University of [\$60,000—1971]		20,000
Princeton University [\$457,000—1972]		65,000
Review of international studies:		
Foundation-managed project [\$95,000—1974]	567	31,960
Southern California Conference on International Studies	7,500	4,850
Washington, University of [\$200,000—1971]		42,170
Wisconsin, University of [\$400,000—1971]		107,050
Yale University [\$650,000—1972]		269,291
International urban and regional studies		
Centre for Environmental Studies (London) [\$100,000—1973]		47,325
Ljubljana, University of Massachusetts Institute of Technology [\$160,000—1972]	48,000	12,000
Urban Planning Institute of Slovenia	7,500	7,500
Research on problems common to advanced industrial nations		
California, University of (Davis) [\$180,000—1974]		52,045
California, University of (Los Angeles) [\$148,000—1973]		80,000
California, University of (Santa Barbara) [\$75,000—1974]		75,000
Carnegie-Mellon University [\$146,900—1973]		58,395
Center for Study and Action (Sicily)	72,000	24,000
Center of Comparative Studies in Judicial Procedures (Florence) [\$156,800—1974]		82,350
Clark University [\$100,000—1974]		39,280
Dartmouth College [\$28,500—1974]		28,500
Fellowships for young European scholars: Foundation-managed project* [\$220,000—1972]		40,633
German Association for Foreign Affairs [\$2,575—1974]		2,126
International Institute of Applied Systems Analysis (Austria) [\$275,000—1973]	10,000	25,000
Kent State University [\$144,000—1974]		72,000
Louisiana State University [\$100,000—1974]		30,000
Louvain, Catholic University of Massachusetts Institute of Technology [\$150,000—1974]	80,000	25,000
Montreal, University of [\$50,000—1973]		116,000
Northwestern University [\$50,000—1973]		19,000
Public Interest Research Centre (London)	17,850	11,000
Rutgers University [\$145,500—1973]		47,873
Science Center Berlin	21,930	21,930
Tennessee, University of [\$75,000—1974]		38,620
Western Ontario, University of [\$147,000—1974]		59,525
Yale University [\$155,000—1974]		56,500
EUROPEAN AND CANADIAN AFFAIRS		
Canadian affairs		
Dalhousie University (Nova Scotia) [\$225,000—1972]		30,000
McGill University [\$100,000—1973]		31,500
National Planning Association	75,000	18,750
Parliamentary Centre for Foreign Affairs and Foreign Trade (Ottawa) [\$60,000—1974]		20,000
East European and Soviet studies		
American Association for the Advancement of Slavic Studies [\$79,600—1974]		34,516
American Council of Learned Societies [\$450,000—1974]		193,700
Center for the Study of Religion and Communism (England)	30,000	
Duke University [\$82,000—1972]		25,000
Florida State University	20,000	
Glasgow, University of [\$80,000—1973]	55,000	77,000
Harvard University [\$225,000—1973]	40,000	56,550
Illinois, University of	85,000	
Indiana University [\$150,000—1971]		50,000
International Social Science Council	50,000	
Iowa, State University of	40,000	
Massachusetts, University of	60,000	
McMaster University (Canada) [\$16,000—1974]		(1,602)
Michigan, University of	15,000	
Oxford University	35,000	

*List available on request

GRANTS AND PROJECTS	Approvals (Reductions)	Payments (Refunds)
Paris III, University of	30,000	
Pennsylvania, University of	35,000	
Stanford University	50,000	
Stockholm, University of	30,000	
Tel Aviv, University of	35,000	
Toronto, University of [\$150,000—1972]		30,000
Washington, University of	60,000	
Windsor, University of	35,000	
Yale University [\$71,300—1972]		30,380
East/ West fellowships and scholarly exchanges		
American Council of Learned Societies: International Research and Exchanges Board [\$1,523,000—1974]		1,036,500
Council on International Educational Exchange	100,000	55,000
West European studies		
Cornell University [\$63,000—1974]		26,300
Hansard Society (London) [\$150,000—1974]		65,000
Harvard University [\$200,000—1972]		85,000
Iowa, State University of [\$200,000—1974]		57,415
Johns Hopkins University [\$60,000—1973]		20,000
Social Science Research Council [\$750,000—1973]		175,000
European integration and East-West cooperation: research, conferences, and education		
Belfast, Queen's University of [\$250,000—1973]		102,144
Econometric Society	2,000	2,000
Graduate Institute of International Studies (Geneva)	135,000	75,000
Institute for Research on International Economics	40,000	
Vienna Institute for Comparative Economic Studies	140,000	
	5,859,968	8,415,388
POPULATION		
Population Council		
Research and technical assistance	2,000,000	2,000,000
POPULATION RESEARCH AND COMMUNICATION		
Airlie Foundation		
Travel costs for Women's International Forum on Population and Development [\$30,000—1974]	(11)	
Training and research		
Barnard College [\$35,000—1973]		11,250
California, University of (Berkeley) [\$671,647—1968]		34,991
Chicago, University of [\$448,000—1972]		59,789
Cornell University [\$49,500—1973]		(2,287)
Duke University [\$200,000—1974]		37,500
Johns Hopkins University [\$975,000—1969]		175,000
London School of Economics and Political Science [\$200,000—1974]		7,619
Michigan, University of	400,000	99,227
National Bureau of Economic Research	100,000	
North Carolina, University of	500,000	54,931
Pennsylvania, University of [\$200,000—1973]		(344)
Princeton University [\$271,000—1970]		24,200
Research awards to social scientists: Foundation-managed project*	600,000	7,401
Transnational Family Research Institute (Silver Spring, Md.) [\$80,000—1974]		10,000
Yale University [\$35,888—1974]		16,995
POPULATION PROGRAM MANAGEMENT		
Consultants and conferences		
Foundation-managed projects	480,030	133,812
Family planning in the U.S.		
Planned Parenthood Federation of America [\$1,000,000—1974]		187,550
Tulane University [\$41,315—1973]	(34)	34,099
Wake Forest College [\$370,000—1966]	(560)	
International program development		
Harvard University [\$100,000—1974]		37,500

*List available on request

for research at seventeen universities and research centers here and abroad. Among the subjects that will be examined are public ownership and management in the Soviet Union, Socialist transformation in southern Transylvania, Soviet legal changes, and the impact of inflation on Hungary, Yugoslavia, and Poland.

To promote increased communication among East and West European scholars and officials on common problems, funds were granted to the Vienna Institute for Comparative Economic Studies and the Graduate Institute of International Studies in Geneva for research and workshops on such subjects as industrial and technical cooperation, expansion of foreign trade, and increased intellectual, scientific, and cultural exchanges.

A terminal grant went to the Council on International Educational Exchange for a program which since 1969 has sent some 300 American undergraduate students to the Soviet Union for Russian-language study.

POPULATION

As national and international support for family-planning activities has increased substantially in recent years, the Foundation's work in the field has tended to focus more on activities aimed at improving understanding of the socioeconomic context within which population changes occur. Thus the Foundation has supported social science research on the linkages between population growth and such variables as education, income, the status of women, rural-urban migration, and land tenure. It has also helped to alert policy makers to the importance of demographic factors in planning for social and economic development.

Research and training in reproductive biology and contraceptive development have also been supported, although at a reduced level this year because of budgetary restrictions. Assistance has also gone to improve the effectiveness of family-planning programs by applying the tools of modern management.*

Population Studies. For the past five years the Ford Foundation has sponsored jointly with the Rockefeller Foundation a competitive research award program to encourage social scientists to study issues relevant to the formulation of population policy. More than ninety awards have been made to scholars here and abroad for research dealing with such subjects as the socioeconomic impact of family-planning programs in the Philippines, motivations for delayed marriage among Hong Kong women, and the effect on fertility of dependency exemptions in U.S. income tax law. Funds were provided this year for two additional rounds of the competition.

*Support for family-planning and other population activities in the developing countries is discussed in the regional summaries on pages 40, 49, and 53.

Universities in the United States that conduct research and training on population matters also received support. One recipient was the University of North Carolina, whose Carolina Population Center annually trains more than 140 advanced students, many of them from developing countries, and has advised some twenty universities in developing countries on setting up population studies programs. It has led in developing teaching materials and training in population program management. The other recipient was the Department of Population Planning at the University of Michigan, which has provided technical assistance to family-planning programs in the U.S., Malaysia, and Nepal and has conducted research on subjects ranging from internal migration in Nigeria to the influence of the mass media on family planning.

The National Bureau of Economic Research received additional support for research and training on the economics of population growth. Bureau researchers, together with colleagues from a number of universities, concentrate on the relations among the number of children in a family, the wife's allocation of time between home and outside employment, her education, and the family's lifetime income. Expanding these concepts to developing countries, they will examine such issues as motivations for having large numbers of children, changes in economic institutions and policies that would tend to reduce fertility, and the nature of the relation between high fertility and economic development.

The Population Council, which has received some \$45 million from the Foundation since 1954, was granted an additional \$2 million for demographic and social science research, technical assistance to population programs, and research on contraceptive development.

Reproductive Biology. The Foundation has been a major supporter of research and training in reproductive biology and contraceptive development at medical institutions and research laboratories both here and abroad for more than fifteen years. Some 600 scientists have received predoctoral and postdoctoral training, and many have gone on to become leaders in the field. For example, Dr. Jaime Zipper of the University of Chile originated the use of copper in intrauterine devices, an important new contraceptive; Dr. Sabita Tejuja is deputy director of the Indian Council of Medical Research in charge of evaluating contraceptives for Indian use, and others serve as department heads in medical schools.

Because funds for reproductive research are relatively less available abroad than in the United States, and

GRANTS AND PROJECTS	Approvals (Reductions)	Payments (Refunds)
International Committee on the Management of Population Programs [\$100,000—1974] Population Council	101,500	40,000 9,195
REPRODUCTIVE BIOLOGY RESEARCH AND TRAINING		
Baylor College of Medicine [\$499,013—1974]		150,306
Brussels, Free University of [\$367,800—1972]		92,800
California, University of (Davis)	34,298	34,298
Cambridge University	200,000	19,295
Case Western Reserve University [\$313,300—1972]		59,950
Central Institute for Experimental Animals (Japan) [\$440,550—1973]		107,000
Chaim Sheba Medical Center, Tel-Hashomer (Israel) [\$305,000—1972]		66,556
Chicago, University of [\$510,195—1974]	(114,900)	106,040
Columbia University [\$8,500,000—1966]		891,600
Edinburgh, University of [\$307,500—1972]		70,912
Emory University [\$400,000—1972]		84,024
Foundation-managed project: consultants [\$175,000—1974]		107,826
Georgia, University of [\$330,000—1971]		49,500
Gunma University (Japan) [\$200,000—1974]		107,600
Harvard University [\$275,000—1971]		24,225
Hawaii, University of [\$425,000—1971]		164,929
Helsinki, University of [\$790,000—1971]		159,500
Howard Florey Institute of Experimental Physiology and Medicine	750,000	
Illinois, University of	90,000	
Johns Hopkins University [\$255,085—1969]	(34,298)	12,789
Kansas, University of [\$550,000—1969]		49,056
Karolinska Institute (Stockholm)	450,000	175,000
Kyoto University [\$128,000—1974]		51,000
Laboratory for Experimental Medicine (Yugoslavia) [\$242,830—1972]		23,000
Louvain, Catholic University of [\$268,605—1974]		33,008
Lund, University of (Sweden) [\$379,859—1973]		139,621
Manchester, University of [\$179,895—1970]	25,000	26,753
Massachusetts Institute of Technology [\$178,500—1971]		59,450
Miami, University of [\$502,920—1973]		134,000
Michigan, University of [\$596,500—1970]		258,896
Milan, University of [\$442,000—1971]		70,000
Mount Sinai School of Medicine (New York) [\$106,000—1974]		43,256
National Institute of Health and Medical Research (France) [\$250,000—1971]		35,000
Ohio State University	114,900	
Paris South, University of [\$550,000—1972]		153,165
Pennsylvania, University of [\$1,650,000—1970]	89,980	129,530
Pittsburgh, University of [\$526,780—1973]		88,000
Population Council [\$2,910,000—1973, 1974]	1,000,000	1,990,040
Professional Staff Association of Los Angeles County—University of Southern California Medical Center [\$1,320,000—1974]		187,000
Rome, University of [\$200,000—1973]		48,000
Salk Institute for Biological Studies [\$1,000,000—1969]		94,069
Strathclyde, University of (Scotland) [\$211,650—1974]		70,863
Texas, University of [\$232,040—1974]		98,913
Tokyo, University of [\$420,000—1974]		201,100
Trondheim, University of	18,500	
United Birmingham Hospitals (England)	24,825	21,500
Uppsala, University of (Sweden) [\$472,000—1971]		75,000
Washington University [\$290,200—1971]		60,064
Washington, University of [\$223,725—1973]		57,899
Wayne State University [\$300,000—1974]		140,356
Western Ontario, University of [\$250,000—1971]		43,772
Wisconsin, University of	150,000	146,922
Worcester Foundation for Experimental Biology [\$238,000—1974]		71,750
	6,979,231	10,063,561
Total, International Division	\$49,842,578	\$54,176,073
GRANTS AND PROJECTS—GENERAL		
Reductions and refunds		
Miscellaneous reductions and refunds of less than \$10,000 each from grants made under various programs in past years	(151,051)	(151,051)
Conference Board		
Meeting on inflation and recession	24,000	24,000

GRANTS AND PROJECTS	Approvals (Reductions)	Payments (Refunds)
Coordinating committee on opportunities for women Foundation-managed project	50,200	23,528
Council on Library Resources General support [\$6,000,000—1974]		1,870,000
Dissemination of program-related information Foundation-managed project: audiovisual research and production	150,000	148,896
Foundation-managed project: publications	75,000	70,018
Fund for the City of New York New York City governmental studies and projects [\$1,200,000—1974]		1,100,000
New York Public Library (Astor, Lenox, and Tilden Foundations) Research collections	25,000	25,000
Philanthropic studies and technical assistance Commission on Private Philanthropy and Public Needs	25,000	25,000
Foundation Center	100,000	100,000
Foundation-managed project: oral history of the Ford Foundation	8,500	4,425
Travel and study programs Foundation-managed project*	2,289,000	1,732,533
Travel Program for Foreign Diplomats [\$50,000—1974]		15,000
United States Capitol Historical Society Historical film on U.S. Capitol [\$20,000—1974]		20,000
CHARITABLE ACTIVITIES IN MICHIGAN		
Center for Creative Studies Education of minority students in the visual arts [\$175,000—1974]		34,000
Detroit Science Center Staff development and evaluation of exhibits	79,000	39,180
Friends School of Detroit Reading and community education programs	69,150	63,950
Henry Ford Hospital Foundation-managed project: consultants [\$118,000—1973]		15,913
Medical education, research, outpatient clinics, and facilities [\$25,078,384—1973]	49,639,616	57,318,548
Interlochen Center for the Arts Creative writing program	120,000	46,000
Merrill-Palmer Institute Early childhood research and development programs	165,000	20,125
Metropolitan Fund (Detroit) Regional citizens planning project	55,000	30,000
Middle Cities Education Association Analysis of Michigan school finance reform	58,020	19,340
Music Hall Center, Inc. Performing arts programs for students and senior citizens [\$125,000—1974]		76,165
New Detroit, Inc. Housing management technical assistance [\$30,000—1974]		30,000
Studies of management and financing of Detroit schools	178,400	178,400
United Foundation Detroit area charitable activities [\$1,150,000—1972, 1974]	400,000	600,000
Wayne County Federated Library System Regional bicentennial film program	42,600	42,600
Women's Resource Center (Grand Rapids) Job opportunity program	99,560	15,760
Total, General	\$53,501,995	\$63,537,330
TOTAL, GRANTS AND PROJECTS	\$172,441,924	\$221,646,154

*Travel and study grants, designed to assist the development of men and women in the fields of Foundation activity, were made in fiscal 1975 to 428 individuals, a list of whom is available on request.

because of its own budget limitations, the Foundation is scaling down its support and concentrating it mainly on foreign centers and laboratories with high research capabilities. Several grants this year reflect this policy. For example, Weizmann Institute of Science in Israel, one of the world's outstanding reproductive science centers, received \$1 million through the Population Council for studies of the mechanism of ovulation, secretions of sex hormones, and the action of chemical-releasing IUDs. And the Howard Florey Institute of Experimental Physiology and Medicine in Melbourne was granted \$750,000 to match some \$1.5 million in Australian resources for research on ways of interfering with sperm maturation and on a possible new contraceptive vaccine.

Other grants continue to support clinical and research training in contraceptive technology at the universities of Wisconsin, Pennsylvania, and Illinois and research at the University of Cambridge on the early development of mammalian embryos. A major Foundation-assisted review of reproductive biology research and contraceptive development over the last twenty years neared completion. Conducted by a team headed by Dr. Roy Greep of Harvard University, the review will be completed and its findings published in 1976.

Family Planning. Continued support was given, through the Population Council, to the International Committee on Applied Research in Population, an international group of population program administrators and researchers who have been investigating innovative approaches to family planning. Among the methods are provision of postpartum contraceptive services, expanded commercial distribution of contraceptives, and mass media promotion of contraceptive use.

Funds were also set aside to continue consulting services and other work in population communications, evaluation of family-planning informational activities, and improvement of the managerial skills of family-planning administrators. For example, assistance has been given for a program to train Latin American specialists in population communications, for the development of a national family-planning communications plan in Guyana, and for a computerized system to exchange population data between the United States and the Philippines. In the management field, the Foundation has helped stimulate the interest of U.S. management specialists in such problems as how to apply marketing concepts and systems analysis techniques to family-planning programs. It has also assisted the formation of the International Committee on the Management of Population Programs, which is seeking to improve the effectiveness of family-planning services.

Bibliography

The following is a list of some of the books and reports published in 1974 and 1975 directly or indirectly under grants from the Foundation. They are not obtainable from the Foundation; rather, the publisher or the institution concerned should be consulted. For additional publications resulting from work described in the Annual Report, please consult recipient organizations, some of which supply complete lists of their publications on request.

Public Policy and Social Organization

- Kahn, Alfred J., and Kamerman, Sheila B. *Beyond the Poor Law: Social Services for All*. Philadelphia: Temple University Press, 1975.
- Morris, Milton D. *The Federal A-95 Review Process: Making It Work For Minority Groups*. Washington, D.C.: Joint Center for Political Studies, 1975.
- Rielly, John E., ed. *American Public Opinion and U.S. Foreign Policy 1975*. Chicago: The Chicago Council on Foreign Relations, 1975.

Education and Research

- Alexander, Arthur. *Inequality in California School Finance: Dimensions, Sources and Remedies*. Santa Monica, California: Rand Corporation, March 1975.
- Berkowitz, Tamar; Mangi, Jean; and Williamson, Jane, eds. *Who's Who and Where in Women's Studies*. Old Westbury, New York: The Feminist Press, 1974.
- Bernstein, Basil. *Class, Codes and Control, Vol. 3: Towards a Theory of Educational Transmissions*. London and Boston: Routledge & Kegan Paul, 1975.
- Breneman, David W. *Graduate School Adjustments to the "New Depression" in Higher Education*. Washington, D.C.: National Academy of Sciences, 1975.
- Buxton, Thomas H., and Prichard, Keith W., eds. *Excellence in University Teaching, New Essays*. Columbia, South Carolina: University of South Carolina Press, 1975.
- Carr, Robert K., and Van Eyck, Daniel K. *Collective Bargaining Comes to the Campus*. Washington, D.C.: American Council on Education, 1973.
- Catalogue des Archives Jean Piaget, Université de Genève, Suisse (Catalog of the Jean Piaget Archives, University of Geneva, Switzerland)*. Boston: G. K. Hall & Co., 1975.
- Coles, Robert, ed. *The Students Themselves*. Cambridge, Massachusetts: Schenkman Publishing Co., 1974.
- Directory of Minority Group Members Qualified for Educational Leadership*. Columbus, Ohio: University Council for Educational Administration, April 1975.
- Directory of Women Qualified for Educational Leadership*. Columbus, Ohio: University Council for Educational Administration, April 1975.
- Egerton, John. *Equality of Access in Post-secondary Education*. Atlanta: The Southern Education Foundation, 1975.
- Equal Educational Opportunities for Blacks in U.S. Higher Education: An Assessment*. Washington, D.C.: Howard University Press, 1975.
- Grubb, Norton. "The First Round of Legislative Reforms in the Post-Serrano World," *Law and Contemporary Problems*, (a quarterly published by the Duke University School of Law) Winter-Spring 1974.

- Hyde, Jr., William D. "Student Financial Aid for Higher Education: An Evaluation of Proposed Federal Legislation." (Reprint) Stanford, California: National Academy of Education, 1975.
- Inhelder, Barbel; Sinclair, Hermine; and Bovet, Magali (Foreword by Jean Piaget). *Apprentissage et Structures de la Connaissance (Learning and the Development of Cognition)*. Cambridge, Massachusetts: Harvard University Press, 1974.
- Integrated Educations, Inequality in Metropolitan America*. Evanston, Illinois: Integrated Education Associates, School of Education, Northwestern University, 1975.
- Katona, George. *Psychological Economics*. New York: Elsevier Scientific Publishing Co., 1975.
- Kelly, George A. *The Trammelled University*. Cambridge, Massachusetts: Schenkman Publishing Co., 1974.
- Kozol, Jonathan. *The Night Is Dark And I Am Far From Home*. Boston: Houghton Mifflin Co., 1975.
- Meyer, Peter. *Awarding College Credit for Non-College Learning*. San Francisco: Jossey-Bass, 1975.
- Mothner, Ira. "The Next Step: Toward Equality of Public Service." Report of the Conference on Public Service Equalization Litigation, May 16-17, 1974. New York: Trinity Grants Program.
- Naiman, Adeline. *Girls at 12: Teacher's Guide*. Newton, Massachusetts: Education Development Center, Inc., 1975.
- Pearson, Jessica. *A Handbook of State Laws and Policies Affecting Equal Rights for Women in Education (Report No. 62)*. Denver: Education Commission of the States, March 1975.
- Pearson, William. *An Overview of Federal Court Decisions Affecting Equal Rights for Women in Education (Report No. 70)*. Denver: Education Commission of the States, June 1975.
- Phillips, Almaria, ed. *Promoting Competition in Regulated Markets*. Washington, D.C.: The Brookings Institution, 1973.
- Pierce, Lawrence; Garms, Walter; Kirst, Michael; and Guthrie, James. "A Local Guaranteed Yield Plan for Oregon: A Second Staff Report." Eugene, Oregon: Center for Educational Policy and Management, University of Oregon, November 1974.
- Satz, Ronald N. *American Indian Policy in the Jacksonian Era*. Lincoln: University of Nebraska Press, 1975.
- Savage, Richard I., and Denniston, Carter. "Race Differences in Intelligence." (Reprint). Stanford, California: National Academy of Education, 1975.
- Stent, Madelon Delany, and Brown, Frank. *Minority Enrollment and Representation in Institutions of Higher Education*. (Title No. ED 100 194.) Arlington, Virginia: ERIC Document Reproduction Service, 1975.
- "The Courts, Social Science, and School Desegregation," *Law and Contemporary Problems*, (a quarterly published by the Duke University School of Law) Winter-Spring 1975.
- Vetter, Betty M., and Babco, Eleanor L. *Professional Women and Minorities: A Manpower Resource Service*. Washington, D.C.: Scientific Manpower Commission, 1975.

Resources and the Environment

- Christy, Jr., Francis T.; Clingan, Jr., Thomas A.; Gamble, Jr., John King; Knight, H.

- Gary, and Miles, Edward, eds. *Law of the Sea: Caracas and Beyond*. Cambridge, Massachusetts: Ballinger Publishing Co., 1975.
- Darmstadter, Joel. *Conserving Energy: Prospects and Opportunities in the New York Region*. Baltimore: The Johns Hopkins University Press, for Resources for the Future, Inc., 1975.
- Funnell, B. M., and Hey, R. D. *The Management of Water Resources in England and Wales*. Lexington, Massachusetts: Lexington Books, D. C. Heath & Co., 1974.
- *Hollomon, J. Herbert, and Grenon, Michel. *U.S. Energy Research and Development Policy*. Cambridge, Massachusetts: Ballinger Publishing Co., 1975.
- Leach, Gerald. *Energy and Food Production*. Washington, D.C.: International Institute for Environment and Development, 1975.
- *National Academy of Sciences and National Academy of Engineering. *Rehabilitation Potential of Western Coal Lands*. Cambridge, Massachusetts: Ballinger Publishing Co., 1974.
- Pimentel, David, ed. *Assessing Potential Ocean Pollutants*. Washington, D.C.: National Academy of Sciences, 1975.
- _____. *Insects, Science & Society*. New York: Academic Press, 1975.
- _____. *Principles for Evaluating Chemicals in the Environment*. Washington, D.C.: National Academy of Sciences, 1975.
- *Willrich, Mason, and Taylor, Theodore B. *Nuclear Theft: Risks and Safeguards*. Cambridge, Massachusetts: Ballinger Publishing Co., 1974.
- Winder, Jr., John S., and Allen, Ruth H. *The Environmental Impact Assessment Project: A Critical Appraisal*. Washington, D.C.: The Institute of Ecology, 1975.

National Affairs

- Bahr, Don. *Pima, Papago Ritual Oratory*. San Francisco: American Indian Historian Press, 1975.
- Baker, John T. "Black Lawyers and Corporate and Commercial Practice: Some Unfinished Business of the Civil Rights Movement." *Howard Law Journal*, Vol. 18, P. 685, 1975.
- Barkin, Solomon, ed. *Worker Militancy and Its Consequences, 1965-75*. New York: Praeger Publishers, 1975.
- Board of Education of the City of New York. *Family Living and Sex*. Education Student Peer Information Project in 11 New York City High Schools, Annual Report 1974-1975.
- Chase, Naomi Feigelson. *A Child Is Being Beaten*. New York: Holt, Rinehart and Winston, 1975.
- Costo, Rupert. *Current Affairs*. San Francisco: American Indian Historian Press, 1975.
- Davis, Louis E., and Cherns, Albert B., eds. *The Quality of Working Life*. Volume I: *Problems, Prospects, and The State of the Art*; Volume II: *Cases and Commentary*. New York: The Free Press, 1975.
- Frieden, Bernard J., and Kaplan, Marshall. *The Politics of Neglect*. Cambridge, Massachusetts: The MIT Press, 1975.
- Ginzberg, Eli, and Solow, Robert M., eds. *The Great Society: Lessons for the Future*. New York: Basic Books, Inc., 1974.

*There are 16 additional publications which have emanated from the Energy Policy Project and the complete listing may be obtained from the Ballinger Publishing Company.

- Greeley, Andrew M. *Ethnicity in the United States: A Preliminary Reconnaissance*. New York: John Wiley & Sons, 1974.
- . *The Sociology of the Paranormal: A Reconnaissance*. Beverly Hills and London: Sage Publications, 1975.
- Henry, Jeannette. *Index to Literature on the American Indian, 1973*. San Francisco: American Indian Historian Press, 1975.
- The Housing Assistance Plan: A Non-working Program For Community Improvement?* Washington, D.C.: The Potomac Institute, 1975.
- Levitan, Sar A.; Johnston, William B.; and Taggart, Robert. *Minorities in the United States*. Washington, D.C.: Public Affairs Press, 1975.
- Maccoby, Michael. "Changing Work: The Bolivar Project." *Working Papers*, Summer 1975.
- Mills, Ted. "Human Resources—Why the New Concern?" *Harvard Business Review*, March-April 1975.
- Nathan, Richard P.; Manvel, Allen D.; and Calkins, Susannah E. *Monitoring Revenue Sharing*. Washington, D.C.: Brookings Institution, 1975.
- National Roster of Black Elected Officials*. Vol. 5. Washington, D.C.: Joint Center for Political Studies, Howard University, July 1975.
- Nelson, Anne, H., and Wertheimer, Barbara. *Trade Union Women: A Study of Their Participation in New York City Locals*. New York: Praeger Publishers, 1975.
- Read, Frank T. "Judicial Evolution of the Law of School Integration Since Brown v. Board of Education." *Law and Contemporary Problems*, Winter, 1974.
- Sando, Joe. *The Pueblo Indians*. San Francisco: American Indian Historian Press, 1975.
- Sands, Gary, and Bower, Lewis L. *Vacancy Chains In the Local Housing Market*. Ithaca, New York: Cornell University Press, 1974.
- Sloane, Martin E. "Changing Shape of Land Use Litigation; Federal Court Challenges to Exclusionary Land Use Practices." *Notre Dame Lawyer*, Vol. 51, No. 1, October 1975.
- Wilkstrom, Walter S. *Corporate Response to Employees' Housing Needs*. New York: The Conference Board, 1975.
- Communications**
- Aspen Handbook on the Media, 1975-76 Edition*. Palo Alto, California: Aspen Institute, 1975.
- Barcus, F. Earle. *Weekend Children's Television on Commercial Stations*. Newton Massachusetts: Action for Children's Television, October 1975.
- . *Television in the After-School Hours. A Study of Programming and Advertising for Children on Independent Stations*. Newton, Massachusetts: Action for Children's Television, October 1975.
- Lyle, Jack. *The People Look at Public Television 1974*. Washington, D.C.: Corporation for Public Broadcasting, March 1975.
- "Public Television: Toward Higher Ground," (Policy Paper). Palo Alto, California: Aspen Institute, 1975.
- "A Study of Persons Who Pledge to PTV Stations." Washington, D.C.: Corporation for Public Broadcasting, July 1975.
- Television as a Social Force: New Approaches to TV Criticism*. Palo Alto, California: Aspen Institute, 1975.
- The Arts**
- Adler, Israel. *International Inventory of Musical Sources—Hebrew Writings Concerning Music*. Munich, Germany: G. Henle Verlag, 1975.
- Burdeck, Elizabeth B.; Hansen, Peggy C.; and Zanger, Brenda. *Contemporary Stage Design—U.S.A.* Middletown, Connecticut: Wesleyan University Press, 1974.
- Dresser, Louise. *European Paintings in the Collection of the Worcester Art Museum*. Worcester and Amherst, Massachusetts: Worcester Art Museum in collaboration with the University of Massachusetts Press, 1974.
- Hendy, Philip. *European and American Paintings in the Isabella Stewart Gardner Museum*. Boston: Trustees of the Isabella Stewart Gardner Museum, 1974.
- Holton, David. *The Tale of Alexander—The Rhymed Version*. Thessaloniki, Greece, 1974.
- Konstantinides, Aris. *Elements for Self-Knowledge/Toward a True Architecture*. Athens, Greece: American School of Classical Studies, 1975.
- New York Public Library. *Dictionary Catalog of the Dance Collection*. Boston: G. K. Hall and Company, 1974.
- Wark, Robert R. *Drawings by Thomas Rowlandson in the Huntington Collection*. San Marino, California: Henry E. Huntington Library and Art Gallery, 1975.
- International**
- Berelson, Bernard. "The Great Debate on Population Policy: An Instructive Entertainment," (Occasional Paper). New York: The Population Council, 1975.
- Bergsten, C. Fred, and Krause, Lawrence B., eds. *International Organization: World Politics and International Economics*. Madison: University of Wisconsin Press, 1975.
- Blechman, Barry M. *The Control of Naval Armaments*. Washington, D.C.: The Brookings Institution, 1975.
- Bogue, Donald J. *Twenty-five Communication Obstacles to the Success of Family Planning Programs*. Chicago: Community and Family Study Center, University of Chicago, 1975.
- Carlton, David, and Schaerf, Carlo, eds. *The Dynamics of the Arms Race*. London: Croom Helm, 1975.
- Carnoy, Martin. "The Economic Costs and Returns to Educational Television," *Economic Development and Cultural Change*, January 1975.
- Cummings, Ronald G. *Interbasin Water Transfers: A Case Study in Mexico*. Baltimore: The Johns Hopkins University Press, 1974.
- Curtin, Philip D. *Economic Change in Pre-colonial Africa: Senegambia in the Era of the Slave Trade*. Madison: The University of Wisconsin Press, 1975.
- Davies, Dorothy Keyworth, ed. *Race Relations in Rhodesia: A Survey for 1972-73*. London: Rex Collings, Ltd., 1975.
- Diaz-Guerrero, Rogelio, and Holtzman, Wayne. "Learning by Televised 'Plaza Sesamo' in Mexico." *Journal of Educational Psychology*, Vol. 66, No. 5, 1974.
- Foxley, Alejandro. *Estrategia de Desarrollo y Modelos de Planificación* (Strategy for Development and Planning Models). Mexico City: Fondo de Cultura Economica, 1975.
- Glazer, Nathan, and Moynihan, Daniel P., eds. *Ethnicity—Theory and Experience*. Cambridge: Harvard University Press, 1975.
- Gutierrez, Gonzalo, et al. *Educación para el Mañana* (Education for Tomorrow). Center for Research and Development in Education. Santiago, Chile: Ediciones Nueva Universidad, 1974.
- Hellman, Ronald G. and Rosenbaum, H. J. *Latin America: The Search for a New International Role*. Latin American International Affairs Series. New York: Halsted Press, 1975.
- Hyden, Goran, and Rweyemamu, Anthony H., eds. *A Decade of Public Administration in Africa*. Nairobi: East African Literature Bureau, 1975.
- International Information, Education and Cultural Relations: Recommendations for the Future*. Panel on International Information, Education and Cultural Relations. Washington, D.C.: Center for Strategic and International Studies, Georgetown University, 1975.
- Koenig, Del M. *Northern People & Higher Education: Realities and Possibilities*. Ottawa: Association of Universities and Colleges of Canada, 1975.
- Konoshima, Sumiye, et al. *Sources of information on Population/Family Planning: A Handbook for Asia*. Honolulu: East-West Communication Institute, East-West Center, August 1975.
- Linowitz, Sol M., et al. *The Americas in a Changing World: A Report of the Commission on United States-Latin American Relations*. New York: Quadrangle, 1975.
- Lyons, Gene M., ed. *Social Research and Public Policies: the Dartmouth/OECD Conference*. Hanover, New Hampshire: University Press of New England, 1975.
- MacPherson, G. A. *First Steps in Village Mechanisation*. Dar es Salaam: Tanzania Publishing House, 1975.
- Mintz, Sidney W., ed. *Working Papers in Haitian Society and Culture*. Antilles Research Program. New Haven: Yale University Press, 1975.
- Park, Choon-ho. "Fishing Under Troubled Waters: The Northeast Asian Fisheries Controversy." *Harvard International Law Journal*, Summer 1974.
- Robinson, Warren C. *Population and Development Planning*. New York: The Population Council, 1975.
- Schultz, Theodore W., ed. *Economics of the Family: Marriage, Children, and Human Capital*. Chicago: The University of Chicago Press, 1974.
- Smock, David R. and Audrey C. *The Politics of Pluralism: A Comparative Study of Lebanon and Ghana*. New York: Elsevier Scientific Publishing Co., Inc., 1975.
- Stone, Carl. *Class, Race and Political Behavior in Urban Jamaica*. Kingston, Jamaica: Institute of Social and Economic Research, University of the West Indies, 1973.
- Toward the Integration of World Agriculture*. A tripartite report by fourteen experts from North America, Japan, and the European Community. Washington, D.C.: The Brookings Institution, 1974.
- Trotter, Bernard, and Carrothers, A. W. R. *Planning for Planning: Relationships between Universities and Governments—Guidelines to Process*. Ottawa: Association of Universities and Colleges of Canada, 1974.
- The World Economy in Transition*. A tripartite report by 17 economists from North America, Japan, and the European Community. Washington, D.C.: The Brookings Institution, 1975.

Introduction to Financial Statements

INVESTMENTS

At the end of the 1975 fiscal year, the Foundation's portfolio assets had a value of about \$2.0 billion, compared with \$1.7 billion at the end of fiscal 1974. By the end of calendar 1975, asset value had risen to \$2.1 billion. Cash expenditures during the fiscal year (\$203.3 million) were slightly more than 10 per cent of year-end assets, compared to the record outlay of 17 per cent the year before. The average annual percentage expenditure of the Foundation over the past decade has been over 9 per cent of assets.

Although budgets have been reduced, long-term commitments from previous budgets still heavily affect current cash expenditures. In its continuing effort to bring expenditures closer in line with the earning capabilities of Foundation assets, the "overhang" of past commitments (unpaid portions of grants approved in previous years) was reduced further in 1975. The overhang had grown to \$600 million in 1967, but by 1970 it had fallen to \$431 million, and at the end of 1975 it stood at \$290 million.

So actual expenditures will continue to exceed budgets for some years to come, and the Foundation will be expending more than its dividend and interest income, as it has through most of its history.

Performance. Total return for the fiscal year from the equity portion of the portfolio (interest and dividends plus capital growth) was 42 per cent compared to 38 per cent for the S&P 500 Index.*

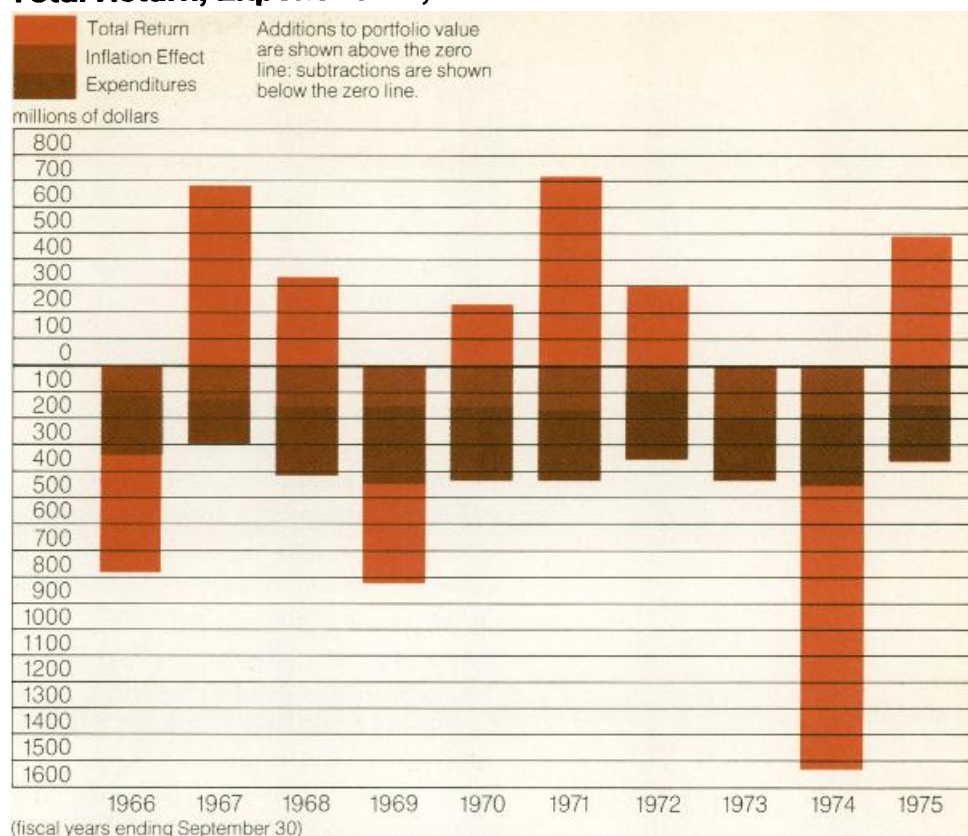
*The S&P Index has exceeded the return on 75-80 per cent of endowments and pension funds managed in the U.S. over long periods.

Equities account for about three-fourths of the portfolio. The Foundation also owned less volatile investments, such as real estate, bonds, and preferred stocks. The total portfolio, including these assets, produced total returns of about 30 per cent for the fiscal year. These returns would have to be reduced by the 8 per cent average rate of inflation to reflect what really happened to the Foundation's assets during the fiscal year; its purchasing power for philanthropy declined as inflation diminished what its assets could actually buy.

Condition and Process. Annual reports customarily are statements of condition, prepared by auditors, rather than statements of process, prepared by historians. A statement of process which told the story completely would be very long and complex. To summarize the investment process during the year may be useful, however, because year-end figures do not show how allocations of assets changed during the year, and cold performance figures alone do not show how performance was obtained. The Foundation's equity managers attempted to select stocks which would outperform indices like the Standard & Poor's 500 Stock Index, and they succeeded. The size of the Foundation's fixed-income position was contracted, enlarged, and then substantially contracted again during the course of the year. While major shifts in the composition of the portfolio were not attempted, marginal decisions to raise or re-deploy "cash" were made.

About 95 per cent of the portfolio is managed by the Foundation's own staff, the rest by outside managers. Changes in outside managers were made during the year, and the Foundation's mechanisms for managing its investments in real estate were extensively retooled.

Total Return, Expenditures, and Inflation*



*The above chart shows the relationships among total return, inflation, and expenditures for the Ford Foundation over the last decade. For example, in fiscal 1971 the total return on portfolio assets was \$714.5 million. Cash expenditures were \$268.3 million and the loss of value of portfolio assets due to inflation was \$152 million. In fiscal 1975, total return was \$497.7 million, while expenditures were \$203.3 million and the inflation effect was \$149.6 million. Portfolio assets at the end of each fiscal year are shown in the Ten-Year Summary on page 72.

Objectives, Volatility, and Performance. The Foundation owns more equities relative to total assets than most other endowments and most pension funds. Our investment objectives include maintaining the purchasing power of our assets and of future budgets, so a heavy equity orientation is required. In strong equity markets, like those of fiscal 1975, such an exposure can produce strong total portfolio performance, just as in very poor equity markets, like the year before, a high exposure to equities will lead to worse performance than for a portfolio holding less volatile securities, such as bonds.

Since the end of the 1975 fiscal year, total returns from equities have continued to exceed substantially those from fixed income securities, and, therefore, the Foundation continues to rank high among mutual funds and pension funds reported by,

for instance, Wiesenberger and A. G. Becker & Co. Because of its relatively higher exposure to equities, the Foundation's portfolio also continues in the current strong equity market to outperform most academic and philanthropic endowments.

This may be a good time, therefore, to stress that the Foundation's performance should not be compared uncritically with other, less volatile funds which have other necessities. The pension fund comparisons alluded to earlier are particularly inappropriate, and were included here only for the purpose of illustration. Many academic endowments are also managed with lower equity exposure than the Foundation's, in part because they hope annual alumni giving will rise to offset inflation. The Foundation, which has no such expectations, must seek protection against inflation largely from common stocks and will,

therefore, have a more volatile portfolio. Its assets will increase more in strong equity markets, even with a 10 per cent expenditure rate, than less volatile endowments, most of which have expenditure rates in the 5 to 6 per cent range. Conversely, in very poor equity markets the Foundation is exposed to greater losses in market value.

FINANCIAL STATEMENTS

In the Statement of Financial Position (page 66) and the Statement of Income, Expenditures, and Changes in Fund Balance (page 67), the accrual method of accounting is followed, under which income is recorded when earned, even if not received, and grants and expenditures are recorded when incurred, even if not paid. Grants are recorded as expenses when approved by the Trustees or the President. A summary of the other accounting policies followed by the Foundation is set forth in Note 1 to the Financial Statements (page 69).

The Foundation's investments are carried at market values in the accounts, and corresponding changes in realized and unrealized appreciation or depreciation on securities holdings are reflected in the Statement of Income, Expenditures, and Changes in Fund Balance (page 67).

Income and Expenses. Gross income from dividends and interest in 1975 amounted to \$94.5 million as compared with \$110.7 million in 1974.

The decrease was the result of two factors. One was a reduction of interest on fixed income securities. The other was the sale of earning assets in order to make up the difference (\$119.5 million) between expenditures and income.

Expenditures for program activities—grants approved, expenditures for the direct conduct of charitable activities (Foundation-managed projects), and program management expenses—totaled \$195.2 million as

compared with \$241.7 million in 1974. General administrative expenses amounted to \$9.4 million in 1975 as compared with \$9.8 million in 1974. Since the Foundation was established in 1936, grants and expenses have totaled \$5 billion (see chart, page 65).

On a cash basis, the Foundation disbursed \$203.3 million (see Statement of Sources and Uses of Cash, page 68), as compared with \$284.2 million in 1974.

New Commitments. The Foundation's new program activity in a given year consists of Trustee-approved appropriations from which grants are made and program activities are conducted directly by the Foundation.

In 1975, new commitments totaled \$95.5 million, a substantial decrease from \$291.2 million for the previous year. This reduction reflects, in part, the decision of the Trustees in March not to appropriate a significant portion of funds budgeted for 1975 program activities in order to reduce future expenditures.

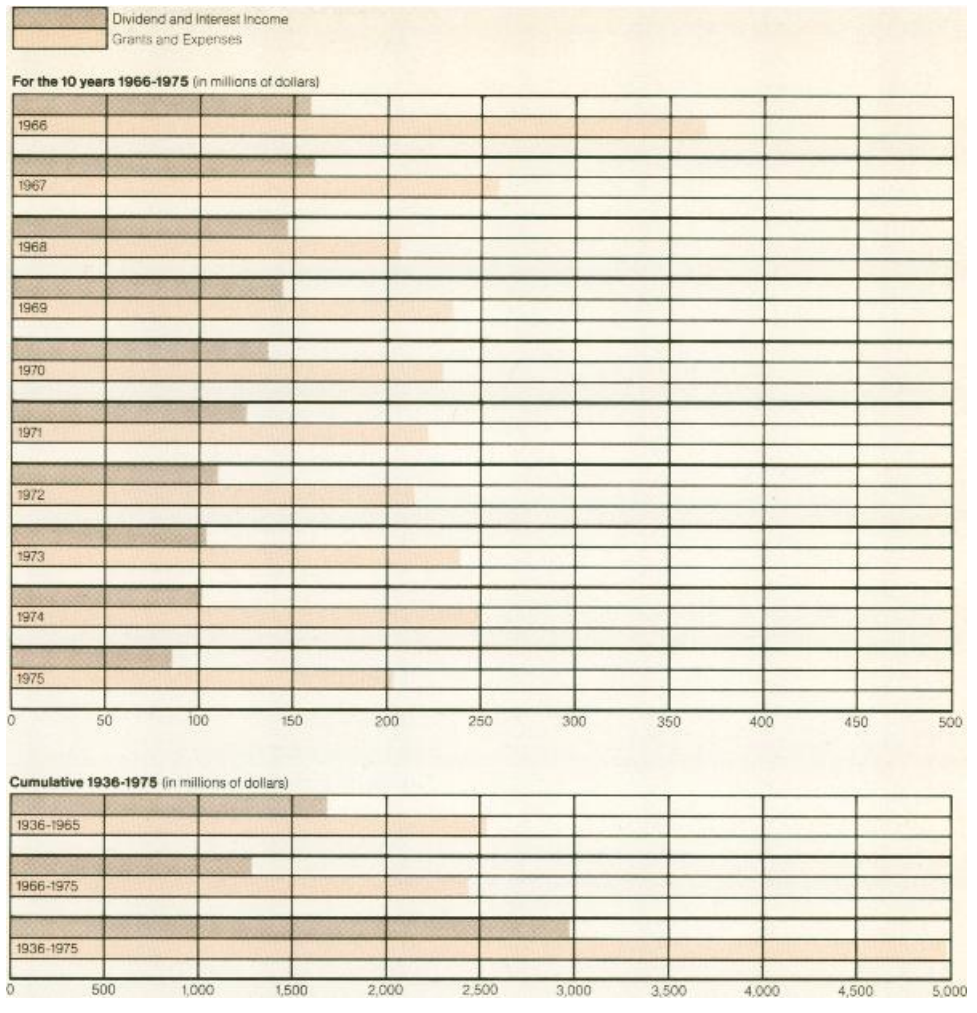
Unpaid Grants. The total of payments still due on approved grants on September 30, 1975 was \$224.5 million, compared with \$269.2 million at the end of the previous fiscal year.

Program-Related Investments. In addition to making grants, the Foundation uses its funds to finance or invest in enterprises that advance philanthropic purposes in various fields of Foundation interest. The Trustees have authorized \$50 million for these investments, of which \$31.6 million had been approved and \$22.4 million disbursed or guaranteed at September 30, 1975. A list of program-related investments begins on page 24.

TAX REFORM ACT OF 1969

The Foundation is subject to the provisions of the Act as it relates to private foundations. The Act imposes,

Comparison of Grants and Expenses with Income for Fiscal Years 1936-1975



among other requirements, an excise tax of 4 per cent on net investment income, defined as dividends, interest, and net realized gains on securities transactions, reduced by related expenses. Net realized losses on security transactions may not be offset against dividend and interest income nor applied to previous or future fiscal years to offset capital gains.

For the years 1971 through 1974, the Foundation paid taxes totaling \$30.1 million; the tax for fiscal 1975 is estimated at \$3.5 million.

The Act also requires private foundations to distribute income (as defined in the Act) by the end of the year following the year in which earned. The amounts required to be distributed are determined on the basis of either income or a percentage of the market value of assets (5.5 per

cent in fiscal 1975 and 6 per cent in fiscal 1976), whichever is higher. The Foundation's actual distributions for the first five years under the Act substantially exceed the required amounts, as follows:

	Distributed*	Required
	(in millions)	
1971	\$275.6	\$138.3
1972	259.9	113.2
1973	236.7	131.3
1974	232.8	107.5
1975 (estimated)	252.2	101.6

*Distributions are defined specifically under the Tax Reform Act and will therefore differ from cash disbursements as reported on page 64.

ROGER G. KENNEDY
VICE PRESIDENT
FINANCIAL AFFAIRS

JANUARY 15, 1976

The Ford Foundation
Statement of
Financial Position (Note 1)
SEPTEMBER 30, 1975 AND 1974

	<u>1975</u>	<u>1974</u>
	(in thousands)	
Assets		
Investments, at market (Note 2)		
Fixed income securities	\$ 455,556	\$ 382,209
Fixed income securities with equity participation	39,624	60,850
Equity securities	<u>1,508,738</u>	<u>1,255,908</u>
	2,003,918	1,698,967
Other assets		
Cash	2,723	5,016
Annuity held for assignment to the Fund for Henry Ford Hospital, at cost (Note 3)		49,718
Receivables (Note 4)	29,037	43,116
Program-related investments (net of allowance for possible losses of \$7,435,000 in 1975 and \$7,762,000 in 1974)	11,342	8,418
Land and buildings (Note 5)	21,949	23,124
Other real estate, at cost	<u>1,759</u>	<u>1,718</u>
Total assets	2,070,728	1,830,077
Liabilities		
Unpaid grants	224,450	269,160
Accounts payable (Note 4)	17,596	21,014
Federal excise tax payable	<u>3,699</u>	<u>4,472</u>
Total liabilities	245,745	294,646
Commitments (Note 7)		
Fund balance		
Appropriated	65,859	154,969
Unappropriated	<u>1,759,124</u>	<u>1,380,462</u>
	<u>\$1,824,983</u>	<u>\$1,535,431</u>

For notes to financial statements, see page 69.

Statement of Income, Expenditures, and Changes in Fund Balance (Note 1)

FOR THE YEARS ENDED
SEPTEMBER 30, 1975 AND 1974

	<u>1975</u>	<u>1974</u>
	(in thousands)	
Income		
Dividends	\$ 54,673	\$ 62,258
Interest	<u>39,840</u>	<u>48,460</u>
	94,513	110,718
Less—Expenses incurred in the production of income	5,800	5,292
Provision for federal excise tax (Note 6)	<u>3,500</u>	<u>4,230</u>
	9,300	9,522
	85,213	101,196
Expenditures		
Program activities		
Grants approved—organizations (Note 3)	160,737	199,346
Grants approved—individuals	6,993	11,356
Direct conduct of charitable activities*	8,517	10,535
Program management (Note 5)	18,575	19,628
Provision for possible losses on program-related investments	<u>420</u>	<u>869</u>
	195,242	241,734
General administrative (Note 5)	<u>9,426</u>	<u>9,821</u>
	204,668	251,555
Excess of expenditures over income before appreciation (depreciation) on investments and Ford Motor Company Class A stock	<u>(119,455)</u>	<u>(150,359)</u>
Appreciation (depreciation) on (Note 2)		
Investments	409,007	(1,056,032)
Ford Motor Company Class A stock		<u>(119,905)</u>
	409,007	<u>(1,175,937)</u>
Increase (decrease) in fund balance during the year	289,552	<u>(1,326,296)</u>
Fund balance at beginning of year	<u>1,535,431</u>	<u>2,861,727</u>
Fund balance at end of year	<u><u>\$1,824,983</u></u>	<u><u>\$1,535,431</u></u>

*Represents program activities conducted directly by the Foundation rather than by grantees.

Statement of Sources
and Uses of Cash
(Cash Basis) (Note 1)
FOR THE YEARS ENDED
SEPTEMBER 30, 1975 AND 1974

	1975	1974
	(in thousands)	
Cash provided by income		
Dividends and interest	\$ 90,808	\$ 108,195
Less—Expenses incurred in the production of income	<u>5,815</u>	<u>5,080</u>
Net cash provided by income	84,993	103,115
Uses of cash		
Payments related to program activities		
Grant payments	162,722	189,374
Direct conduct of charitable activities	8,795	10,923
Program management expenses	18,031	19,668
General administrative expenses	9,450	9,128
Federal excise tax	4,273	5,362
	<u>203,271</u>	<u>234,455</u>
Excess of cash used over cash provided by income	<u>(\$ 118,278)</u>	<u>(\$ 131,340)</u>
Cash provided by net disposition of investments and Ford Motor Company stock		
Proceeds on disposition of investments	\$1,786,546	\$1,285,843
Proceeds on disposition of Ford Motor Company Class A stock		<u>289,442</u>
	<u>1,786,546</u>	<u>1,575,285</u>
Less—Purchase of investments	<u>1,665,332</u>	<u>1,416,234</u>
	121,214	159,051
Cash (used) provided by changes in other assets and liabilities		
Purchase of annuity held for assignment to the Fund for Henry Ford Hospital		(49,718)
Net condemnation awards on disposition of other real estate		3,096
Increase in program-related investments	(3,447)	(1,153)
Securities sold under purchase-resale agreements		12,000
Decrease in cash balances	2,293	8,066
Other, net	(1,782)	(2)
	<u>(2,936)</u>	<u>(27,711)</u>
	<u>\$ 118,278</u>	<u>\$ 131,340</u>

For notes to financial statements, see opposite page.

Notes to Financial Statements

SEPTEMBER 30, 1975 AND 1974

Note 1—Summary of Accounting Policies

Investments: All investments are carried at market value. Unrealized and realized gains or losses (other than on Ford Motor Company Class A stock) are determined by comparison of cost to market value or proceeds, respectively, cost being determined on an identified lot basis.

For Ford Motor Company Class A stock, in 1974 realized losses were determined by a comparison of proceeds with the market value at the beginning of the year.

Market values are based on quotations where available. Market values for investments purchased through direct negotiation, and thus with limited marketability, have been determined in the manner described below, which includes recognition of risk factors where appropriate:

Fixed income securities are valued on the basis of a comparison of the instrument's yield with current bond market yields for appropriate commercial debt instruments.

Fixed income securities with equity participation are similarly valued and include a value for equity participation in appropriate instances.

Equity participations in real estate and debt instruments with and without equity participation secured by real estate are valued at estimated realizable values as determined by the Foundation's officers, with the assistance of outside real estate advisors.

All other securities for which quotations are not available, including certain equity securities purchased through direct negotiation, are valued at or below cost, which in the aggregate does not exceed estimated realizable values as determined by the Foundation's officers.

The accounts of wholly owned subsidiaries, formed solely for the purpose of holding land for investment, have been consolidated with those of the Foundation.

Land and buildings, other than those held for investment: Land owned by the Foundation is carried at cost and buildings are carried at cost less accumulated depreciation. Depreciation on buildings is recorded using the straight-line method based on their estimated useful lives.

Income and expenditures: Income is recorded when earned, even if not received, and expenditures are recorded when incurred, even if not paid. Grants are recorded as expenses at the time of approval by the trustees or the president.

Note 2—Investments

The cost of investments held at September 30, 1975 and 1974, was as follows:

	<u>1975</u>	<u>1974</u>
Fixed income securities	\$ 481,536,000	\$ 421,739,000
Fixed income securities with equity participation	70,479,000	75,606,000
Equity securities	<u>1,583,294,000</u>	<u>1,782,413,000</u>
	<u>\$2,135,309,000</u>	<u>\$2,279,758,000</u>

Market values for investments purchased through direct negotiation, and thus with limited marketability, amounted to \$122,635,000 at September 30, 1975 and \$164,741,000 at September 30, 1974 (see Note 1).

Appreciation on investments in 1975 comprised unrealized appreciation of \$441,170,000, less realized losses of \$32,163,000 on dispositions. Comparative amounts for 1974 were unrealized depreciation of \$974,580,000 and realized losses of \$81,452,000, respectively.

Depreciation on Ford Motor Company Class A stock in 1974 comprised realized losses of \$119,905,000 on dispositions.

For the basis used in determining realized and unrealized appreciation (depreciation), refer to Note 1.

Note 3—Annuity Held for Assignment to the Fund for Henry Ford Hospital

The annuity that was held for assignment to the Fund for Henry Ford Hospital, a Michigan nonprofit organization established for the purpose of assisting the hospital's future development, was assigned to the Fund on December 6, 1974 and included in grants approved for 1975.

Note 4—Receivables and Accounts Payable

Receivables and accounts payable at September 30, 1975 and 1974 comprised the following:

	<u>1975</u>	<u>1974</u>
Receivables		
Accrued interest and dividends	\$12,602,000	\$14,336,000
Securities sold but not delivered	14,663,000	27,131,000
Other	<u>1,772,000</u>	<u>1,649,000</u>
	<u>\$29,037,000</u>	<u>\$43,116,000</u>
Accounts payable		
Securities purchased but not received	\$13,892,000	\$16,098,000
Other	<u>3,704,000</u>	<u>4,916,000</u>
	<u>\$17,596,000</u>	<u>\$21,014,000</u>

Note 5—Land and Buildings

Balances for land and buildings at September 30, 1975 and 1974 were as follows:

	<u>1975</u>	<u>1974</u>
New York		
Land	\$ 3,736,000	\$ 3,736,000
Office building (net of accumulated depreciation of \$3,303,000 in 1975, and \$2,869,000 in 1974)	17,782,000	18,124,000
Overseas		
Office building and housing facilities (net of accumulated depreciation of \$180,000 in 1975, and \$501,000 in 1974)	<u>431,000</u>	<u>1,264,000</u>
	<u>\$21,949,000</u>	<u>\$23,124,000</u>

Depreciation is included in program management expenses and general administrative expenses and aggregated \$538,000 in 1975 and \$523,000 in 1974.

Note 6—Provision for Federal Excise Tax

In accordance with the provisions of the Tax Reform Act of 1969, federal excise tax has been provided in the amount of \$3,500,000. Tax at 4% is payable principally on investment income, which includes dividends, interest, and net realized gains on security transactions as defined by the Internal Revenue Code. Net realized losses on security transactions may not be offset against dividend and interest income, nor carried back or forward to offset capital gains.

Note 7—Commitments

At September 30, 1975, the Foundation had made loan commitments aggregating approximately \$60.0 million, principally related to real estate investments and the purchase of marketable bonds. In addition, the Foundation has guaranteed to various lending institutions loans aggregating approximately \$7.7 million of which approximately \$5.2 million is currently outstanding.

Opinion of
Independent
Accountants

TO THE BOARD OF TRUSTEES OF THE FORD FOUNDATION

In our opinion, the accompanying statement of financial position and related statements of income, expenditures, and changes in fund balance and of sources and uses of cash present fairly the financial position of the Ford Foundation at September 30, 1975 and 1974, its income, expenses and changes in fund balance and the sources and uses of cash for the years then ended in conformity with generally accepted accounting principles consistently applied. Our examinations of these statements were made in accordance with generally accepted auditing standards and accordingly included such tests of the accounting records and such other auditing procedures as we considered necessary in the circumstances, including confirmation of the cash and securities owned at September 30, 1975 and 1974 by correspondence with the depositaries.

Price Waterhouse & Co.

NEW YORK, N.Y.
DECEMBER 11, 1975

Summary of Investments[†]

SEPTEMBER 30, 1975 AND 1974

	1975			1974		
	(in millions)		Per Cent Of Total Estimated Market	(in millions)		Per Cent Of Total Estimated Market
	Cost	Estimated Market (1)		Cost	Estimated Market (1)	
Investments						
Fixed income securities						
U.S. Government and U.S. Government Agencies	\$ 120.6	\$ 119.1	5.9	\$ 25.0	\$ 24.5	1.4
Money market instruments	127.7	127.7	6.4	129.2	129.2	7.6
Marketable bonds	167.8	160.9	8.0	182.0	158.7	9.4
Bonds with limited marketability	65.4	47.9	2.4	85.6	69.8	4.1
	<u>481.5</u>	<u>455.6</u>	<u>22.7</u>	<u>421.8</u>	<u>382.2</u>	<u>22.5</u>
Fixed income securities with equity participation						
Securities with limited marketability	70.5	39.6	2.0	75.6	60.9	3.6
Equity securities						
Convertible debentures	111.2	104.1	5.2	104.6	70.9	4.2
Common and convertible preferred stocks	1,422.7	1,369.5	68.3	1,634.2	1,150.9	67.7
Securities with limited marketability	49.4	35.1	1.8	43.6	34.1	2.0
	<u>1,583.3</u>	<u>1,508.7</u>	<u>75.3</u>	<u>1,782.4</u>	<u>1,255.9</u>	<u>73.9</u>
Total	<u>\$2,135.3</u>	<u>\$2,003.9</u>	<u>108.0</u>	<u>\$2,279.8</u>	<u>\$1,699.0</u>	<u>100.0</u>

1) See Note 1 to financial statements.

[†]A complete list of investments is published separately and is available on request.

Ten-Year Summary

FOR FISCAL YEARS 1966-1975

Income, Expenditures, and Changes in Fund Balance	1975	1974	1973
Dividend and interest income (net of related expenses)	88.7	105.4	109.3
Federal excise tax	3.5	4.2	5.4
Expenditures—per income statements (grants, direct conduct of charitable activities and program management and general administrative expenses)	204.6 ⁽⁴⁾	251.6	237.0
Cumulative excess of expenditures over income	2,006.6	1,887.2	1,736.8
Realized gain (loss) on disposition of securities	(32.2)	(206.4)	(72.4)
Unrealized appreciation (depreciation) on securities held at end of year ⁽²⁾	441.2	(969.5)	(39.1)
Fund balance at market value, at end of year⁽³⁾	1,825.0	1,535.4	2,861.7
Expenditures on a cash basis	203.3	284.2⁽⁴⁾	244.2

Statement of Portfolio

Investments

Fixed income securities			
Net purchases (sales)	65.7	74.8	(27.1)
Market value at end of year ⁽⁵⁾	455.6	382.2	355.1
% of total portfolio	22.7%	22.5%	11.6%
Fixed income securities with equity participation			
Net purchases (sales)	1.5	28.0	14.7
Market value at end of year ⁽⁵⁾	39.6	60.9	42.4
% of total portfolio	2.0%	3.6%	1.4%
Equity securities			
Net purchases (sales)	(176.8)	(4.5)	164.5
Market value at end of year ⁽⁵⁾	1,508.7	1,255.9	2,260.9
% of total portfolio	75.3%	73.9%	73.7%
Ford Motor Company Class A stock (nonvoting)			
Shares disposed of during year		6.8	4.2
Market value of shares disposed of		281.5	275.0
Market value at end of year ⁽⁶⁾			406.4
Shares held at end of year			6.8
September 30 market price per common share (\$)			59½
% of total portfolio			13.3%
Percentage held of total outstanding shares of Ford Motor Company			7 %
Total portfolio			
Market value at end of year ⁽⁷⁾	2,003.9	1,699.0	3,064.8

⁽¹⁾Shares of Ford Motor Company Class A stock are stated in millions. All other figures, with the exception of percentages, are stated in millions of dollars.

⁽²⁾For 1971 and subsequent years shown net of provisions for deferred federal excise tax on cumulative net unrealized gains.

⁽³⁾The "Fund Balance" includes contributions from original donors, plus interest and dividend income and realized and unrealized appreciation on investments (net of provisions for deferred federal excise tax on cumulative net unrealized gains), less grants approved, expenditures for the direct conduct of charitable activities, program management and general administrative expenses, and provisions for federal excise tax, all since inception. It differs, therefore, from the market valuation of the total portfolio which is shown on the last line of the above summary.

	(in millions) ⁽¹⁾					
1972	1971	1970	1969	1968	1967	1966
121.6	136.2	140.8	149.2	154.5	158.1	157.4
11.2	9.4					
218.5	225.1	236.8	238.0	210.2	262.6	362.2
1,603.7	1,495.6	1,397.3	1,301.3	1,212.5	1,156.8	1,052.3
(18.4)	56.4	(35.3)	(12.6)	(4.8)	8.3	(25.4)
196.8	521.9	116.1	(534.4)	173.6	528.5	(575.9)
3,106.3	3,036.0	2,556.0	2,571.2	3,207.0	3,093.9	2,661.6
262.6	268.3	284.9	286.7	269.6	192.3	229.3
(167.5)	(67.3)	(51.9)	(175.7)	(163.8)	(98.0)	(65.3)
362.5	504.8	543.5	590.0	795.2	955.1	1,046.2
11.0%	15.4%	19.2%	20.2%	22.1%	27.0%	34.3%
(8.9)	8.7	25.7	18.8	5.9	(3.6)	(4.3)
60.1	99.6	84.4	65.4	39.4	33.5	37.1
1.8%	3.0%	3.0%	2.3%	1.1%	1.0%	1.2%
480.8	254.9	3.7	165.4	175.8	148.3	113.8
2,145.2	1,424.4	979.4	1,094.0	1,053.5	821.3	520.5
65.0%	43.4%	34.6%	37.5%	29.3%	23.2%	17.1%
7.0	5.7	3.4	3.0	2.5	2.2	4.7
466.0	349.0	144.2	148.9	127.6	96.9	238.3
733.4	1,250.7	1,226.2	1,166.5	1,711.9	1,728.2	1,447.6
11.0	18.0	23.7	27.0	30.0	32.5	34.7
66%	69½	51¾	43⅞	57	53⅞	41¾
22.2%	38.2%	43.2%	40.0%	47.5%	48.8%	47.4%
11 %	17 %	22 %	25 %	27 %	30 %	31 %
3,301.2	3,279.5	2,833.5	2,915.9	3,600.0	3,538.1	3,051.4

⁽⁴⁾Includes \$49.7 million representing annuity held for assignment to the Fund for Henry Ford Hospital—see Note (3) to the financial statements.

⁽⁵⁾Includes securities with limited marketability, which are valued at cost for the years prior to 1969.

⁽⁶⁾Based on the September 30 market price of Ford Motor Company common stock.

⁽⁷⁾Market values are based on quotations where available—see Note (5) above, and Note (1) to the financial statements, for the basis used to determine the values of securities with limited marketability.

Staff

OFFICE OF THE CHAIRMAN

Alexander Heard, *chairman*

OFFICE OF THE PRESIDENT

McGeorge Bundy, *president*
Alice Boyce, *executive assistant to the president*
Theodore M. Smith, *assistant to the president*
Fred W. Friendly, *advisor on communications*

DIVISION OF EDUCATION AND RESEARCH

Office of the Vice President

Harold Howe II, *vice president*
Mary-Hart Bartley, *executive assistant*

Higher Education and Research

Peter E. de Janosi, *officer in charge*
Benjamin F. Payton, *officer in charge of minority programs*
Peter D. Bell, *program officer*
Mariam K. Chamberlain, *program officer*
Fred E. Crossland, *program officer*
Gail Spangenberg, *assistant program officer*
Irma E. Bischoff, *assistant administrative officer*
Marion A. Coolen, *assistant administrative officer*
James R. Jordan, *program advisor*

Public Education

Edward J. Meade, Jr., *officer in charge*
Ralph G. Bohrson, *program officer*
Nancy W. Dennis, *program officer*
James A. Kelly, *program officer*
Marjorie Martus, *program officer*
Terry N. Saario, *program officer*
Robert Lynch, *administrative officer*

OFFICE OF THE ARTS

Richard C. Sheldon, *director*
Richard P. Kapp, *program officer*
Marcia T. Thompson, *program officer*
Laurice H. Sarraf, *administrative officer*
Gayle M. Counts, *assistant program officer*
Patricia M. Verost, *assistant administrative officer*

DIVISION OF NATIONAL AFFAIRS

Office of the Vice President

Mitchell Sviridoff, *vice president*
Louis Winnick, *deputy vice president*
Robert B. Goldmann, *program officer*
Basil J. Whiting, *program officer*
Shirley Teper, *assistant program officer*
Arlene Feder, *assistant administrative officer*
Janet C. Koriath, *assistant administrative officer*
Helen Kecskemety, *executive assistant*

Urban and Metropolitan Development

Louis Winnick, *officer in charge*
Robert W. Chandler, *program officer*
Anita Miller, *program officer*

Social Development

Sol H. Chafkin, *officer in charge*
Susan V. Berresford, *program officer*
Thomas E. Cooney, Jr., *program officer*
Ronald T. Gault, *program officer*
Bryant George, *program officer*
Siobhan Oppenheimer-Nicolau, *program officer*
Kathryn H. Mitchell, *assistant administrative officer*

Government and Law

Sanford M. Jaffe, *officer in charge*
Stanley N. Brezenoff, *program officer*
R. Harcourt Dodds, *program officer*
Esther R. Schachter, *program officer*

OFFICE OF RESOURCES AND THE ENVIRONMENT

Marshall A. Robinson, *vice president*
Edward A. Ames, *program officer*
Gordon Harrison, *program officer*
Larry E. Ruff, *program officer*
William C. Pendleton, *program officer*
Theresa H. Lisniewski, *assistant administrative officer*

OFFICE OF COMMUNICATIONS

David M. Davis, *officer in charge*
Catherine Streibert, *program officer*
Stuart F. Sucherman, *program officer*
Kristin P. Anderson, *assistant program officer*
Louise W. Keady, *executive assistant*

INTERNATIONAL DIVISION

Office of the Vice President

David E. Bell, *vice president*
Francis X. Sutton, *deputy vice president*
Elinor G. Barber, *program officer*
Lowell S. Hardin, *program officer*
Betty B. White, *assistant administrative officer*
F. Champion Ward, *program advisor*
Alice L. Maloney, *executive assistant*

European and International Affairs

Craufurd D. Goodwin, *officer in charge*
Felice D. Gaer, *program officer*
David Heaps, *program officer*
Ivo J. Lederer, *program officer*
Peter Ruof, *program officer*
Marion E. Bieber, *assistant administrative officer*
Ruth D. Carter, *assistant administrative officer*

Population

Oscar Harkavy, *officer in charge*
Adrienne Germain, *program officer*
James J. Bausch, *program officer*
Richard T. Mahoney, *program officer*
Anna L. Southam, *program officer*
Michael S. Teitelbaum, *program officer*
Robert S. Wickham, *program officer*

Asia and the Pacific

John Bresnan, *head*
Peter F. Geithner, *deputy head*
James J. Bausch, *program officer*
David J. Finkelstein, *program officer*
*Barry D. Gaberman, *assistant program officer*
John M. Newmann, *assistant program officer*
Elisa M. Scatena, *assistant administrative officer*
Reuben Frodin, *program advisor*
John A. Quinn, *program advisor*

BANGLADESH

George Zeidenstein, *representative*
Stephen E. Biggs, *program officer*
Lincoln C. Chen, *program officer*

INDIA

Harry E. Wilhelm, *representative*
Vijay G. Pande, *assistant representative*
Norman E. Reynolds, *program officer*
Arthur T. Row, *program officer*
Sadik Toksoz, *program officer*
Charles R. Bailey, *assistant to the representative and assistant program officer*
Kamala Chowdhry, *program advisor*

*On leave

Davidson R. Gwatkin, *program advisor*
Fred H. Harrington, *program advisor*
Michel J. Petit, *program advisor*

INDONESIA

Guillaume de Spoelberch, *representative*
Brent K. Ashabranner, *assistant representative/program officer*
Menno H. van Wyk, *assistant to the representative*
Sheldon F. Shaeffer, *assistant program officer*
Robert d'A. Shaw, *program advisor*

JAPAN

Carl J. Green, *representative*

PAKISTAN

John C. Cool, *representative*
Aftab Akhtar, *program officer*
Garland P. Wood, *program officer*

SOUTHEAST ASIA

Eugene S. Staples, *representative*
David E. Pfanner, *deputy representative*
Ozzie G. Simmons, *associate representative/program officer*
Gelia T. Castillo, *program advisor*
Tonroj Onchan, *program advisor*

Middle East and Africa

Robert H. Edwards, *head*
David R. Smock, *deputy head/program advisor*
*Piero Bronzi, *program officer*
Susan R. Goodwillie, *program officer*
Richard C. Robarts, *program officer*
Therese E. Nadeau, *assistant program officer*
Linda M. Pappas, *assistant program officer*
Ann W. Noyes, *assistant administrative officer*
Richard S. Sharpe, *program advisor*

WEST AFRICA

Melvin J. Fox, *representative*
Howard J. C. Elliott, *assistant representative*
Haskell G. Ward, *assistant representative*
Renate M. Jacob, *assistant to the representative*
Cecile C. DeSweemer, *program advisor*
Elon H. Gilbert, *program advisor*
Ralph W. Harbison, *program advisor*

EASTERN AND SOUTHERN AFRICA

David A. Anderson, *representative*
Thomas D. Scott, *deputy representative*
John D. Gerhart, *assistant representative*
Susan B. Fisher, *assistant to the representative*
Clement Cottingham, *program advisor*
Herbert C. Kriesel, *program advisor*

NORTH AFRICA

Wilbert J. Le Melle, *representative*
John R. Nellis, *assistant representative/program advisor*
Werner Kiene, *program advisor*

MIDDLE EAST

Courtney A. Nelson, *representative*
Samuel E. Bunker, *deputy representative*
Wesley S. Edwards, *assistant representative*
William T. Irelan, *assistant representative*
Jeswald W. Salacuse, *assistant representative*
Peter A. Gubser, *assistant representative*
Peter Benedict, *program advisor*
Delwin A. Roy, *program advisor*

Latin America and the Caribbean

William D. Carmichael, *head*
Richard W. Dye, *deputy head and program officer*
James A. Gardner, *program officer*
Robert G. Myers, *program officer*
Peggy H. Greaves, *assistant administrative officer*
Norman R. Collins, *program advisor*
Kalman H. Silvert, *program advisor*

BRAZIL

Eduardo L. Venezian, *representative*
Bruce L. Bushey, *assistant representative*
Robert T. McLaughlin, *assistant representative*
Richard M. Krasno, *program advisor*
Gordon W. Perkin, *program advisor*
Alberto Carvalho da Silva, *consultant in science and technology*

COLOMBIA AND VENEZUELA

James R. Himes, *representative*
Gary N. Horlick, *assistant to the representative*
Emily Vargas Adams, *program advisor*
Bruce D. Carlson, *program advisor*

MEXICO AND CENTRAL AMERICA

Robert S. Drysdale, *representative*
Barry R. Schuman, *assistant representative*
George L. Seay, *assistant to the representative*
John S. Nagel, *program advisor*

PERU, BOLIVIA, AND ECUADOR

James W. Trowbridge, *representative*
Peter S. Cleaves, *assistant representative/program advisor*
Antonio Muñoz-Najar, *assistant in population and executive officer*
Reynold E. Carlson, *program advisor*
Nita R. Manitzas, *program advisor*
Jeffrey M. Puryear, *program advisor*

DIVISION OF ADMINISTRATION

Office of the Vice President

Arthur D. Trottenberg, *vice president*
James T. Ivy, *assistant to the vice president*
Iris L. Harris, *executive assistant*

Program-Related Investments

Eamon M. Kelly, *officer in charge*
Robert B. Braswell, *administrative officer*
Talton F. Ray, *administrative officer*
Marianne D. Inghilterra, *assistant administrative officer*

Personnel Services

William P. Gormbley, Jr., *officer in charge*
Robert A. Androvette, *administrative officer*
Dorothy J. Osborn, *administrative officer*
Joan C. Carroll, *assistant administrative officer*

Comptroller

Kieran M. Bracken, *comptroller*
Kenneth Hudson, *deputy comptroller*
John P. Doran, *director, financial advisory services*
David T. McDonald, *assistant to the comptroller, taxes and insurance*
Paul T. Renza, *assistant to the comptroller*
Bruce S. Barry, *manager, systems projects*
Lawrence R. Cantwell, *manager, general accounting*
Patrick A. Corrigan, *manager, program and payables accounting*
Henry P. Dart, *manager, securities accounting*
Jane C. Dunne, *tax specialist, taxes and insurance*
Dennis J. Fallon, *assistant manager, securities accounting*
Patrick J. Fenton, *assistant budget manager*
Vernon Hamilton, *programmer-analyst*
Florence C. Knipschild, *assistant manager, program and payables accounting*
Jerrold B. Lerner, *acting director, information systems and services*
Frank W. McCue, *assistant manager, general accounting*
Joseph P. Orzo, *manager, systems projects*
Theresa F. Phillips, *associate systems analyst*
William F. Risano, *manager, systems projects*
Frank Tantillo, *manager, data processing services*
Adele R. Tatti, *manager, systems projects*
Ronald P. Walker, *financial advisor*

Thomas W. Wolf, *financial advisor*
Peter E. Zabriskie, *budget manager*

Logistical Services

James T. Ivy, *officer in charge*
Jeremiah T. Flynn, *manager, building services*
Jane P. Franck, *librarian*
Eldon L. Jones, *manager, records services/archivist*
Dorothy M. Johnson, *senior buyer*
Martha E. Lazarevic, *technical services librarian*
Susan T. Newman, *assistant librarian*
Doris A. Van Duzer, *assistant administrative officer*

OFFICE OF THE SECRETARY AND GENERAL COUNSEL

Howard R. Dressner, *secretary and general counsel*
Willard J. Hertz, *assistant secretary*
Marilyn S. Craigie, *assistant to the secretary*
Diane L. Galloway, *assistant administrative officer*
Mary Harding, *assistant administrative officer*
Josephine G. Lydecker, *executive assistant*
Sheila Avrin McLean, *associate general counsel*
Paul H. Feinberg, *assistant general counsel*
Jerome W. Anderson, *financial counsel*
Anthony R. Riolo, *resident counsel*

OFFICE OF FINANCIAL AFFAIRS

Office of the Vice President

Roger G. Kennedy, *vice president*
Antony Herrey, *director of real estate and negotiated investments*
Anthony Hoberman, *real estate investment officer*
Ronn K. Lytle, *real estate investment officer*
John R. Stone, *director of investment research*
Marianne M. Pallotti, *executive assistant*

Office of the Treasurer

Thomas H. Lenagh, *treasurer*
Lilia C. Clemente, *assistant treasurer*
Leslie V. Porter, *assistant treasurer/manager of banking*
Rodney B. Berens, *manager, money market investments*
Robert G. Bertolotti, *investment analyst*
Edward F. Carroll, *investment analyst*
Ruth S. Gamble, *investment analyst*
James P. Holmes, *deputy director of securities research*
Richard A. Hopkins, *manager, direct placement program*
John J. Kavanagh, *investment analyst*
George M. Massick, *investment analyst*
Stanley R. Millard, *manager, securities trading department*
Robert J. Powers, *investment analyst*
Richard H. Reid, *investment analyst*
Frederick V. Romano, Jr., *director of securities research*
Charlotte S. Larrabee, *assistant manager of banking*
Donald S. McKee, *manager, equity, securities trading*
Mary Camper-Titsingh, *government research coordinator*
Juanita Shavers, *research associate*
Nancy J. Plessner, *investment analyst-stocks*
Rose Ann Burns, *executive assistant*

OFFICE OF REPORTS

Richard Magat, *director and editor*
Robert E. Tolles, *associate editor*
Nancy H. Boggs, *administrative officer*
Lilian D. Plante, *administrative officer*
John L. LaHoud, *writer*
Oona Sullivan, *writer*

*On leave

Index

Asterisk [] indicates organizations associated with or cooperating in grant activities; [†] indicates program-related investments. All other organizations and institutions are recipients of grants. Boldface page numbers refer to the financial columns of the report; lightface numbers refer to the text columns.*

ALAD see Arid Lands Agricultural Development Program

Abidjan, University of **51**
 Action for Children's Television **28**
 Administrative Staff College of India **36, 37**
 Advisory Services for Better Housing, Inc. **21, 25**
 Advocap, Inc. **17**
 Affiliate Artists, Inc. **31**
 Africa Contemporary Record **49**
 Africa Publications Trust **49**
 African-American Institute **49**
 *African Music and Drama Association **52**
 African Social Studies Programme **49**
 African Studies Association **49**
 Agrarian University **48**
 Agricultural Development Council **36, 38**
 Agricultural Sciences, University of **37**
 Agriculture, University of **39**
 Ahmadu Bello University **51**
 Ahmedabad Education Society **38**
 Airlie Foundation **57**
 Alabama, University of **4**
 Alaska Native Foundation **17**
 Alaska, University of **9, 10, 11, 12**
 Aleppo, University of **52**
 All-India Institute of Medical Sciences **38**
 †All Pro Enterprises **25**
 *Alvin Ailey City Center Dance Theater **32**
 America, Catholic University of **19, 23, 27**
 *Center for National Policy Review **22, 23, 27**
 American Academy of Arts and Sciences **7**
 American Arbitration Association **20**
 American Assembly **20, 23, 34**
 American Association for the Advancement of Science **14, 23, 43**
 American Association for the Advancement of Slavic Studies **56**
 American Association of Community and Junior Colleges **6**
 *American Ballet Theatre **32**
 American Bar Association Fund for Public Education **9, 22**
 *Commission on Correctional Facilities and Services **25**
 American Civil Liberties Union Foundation **22, 25**
 American Conservatory Theatre **32**
 American Council on Education **2, 6, 48, 54**
 American Council for Emigres in the Professions **55**
 American Council of Learned Societies **9, 34, 42, 43, 54, 56, 56, 57**
 *American Dance Festival **32**
 American Economic Association **5**
 American Enterprise Institute for Public Policy Research **2, 8**
 American Friends Service Committee **16**
 American Historical Association **42**
 American Indian Development Association **17, 20**
 American Indian Historical Society **17**
 American Indian Lawyer Training Project, Inc. **18**

American Institute of Architects Foundation **18**
 American Jewish Committee **19, 22**
 American Law Institute **22, 24**
 American Library Association **50**
 American Place Theatre **32**
 American Psychological Association **7**
 American Shakespeare Festival Theatre and Academy of Connecticut **32, 33**
 American Society for Engineering Education **7**
 American Society of International Law **55**
 American Society of Planning Officials **18**
 American Society of Public Administration **18, 23**
 American University of Beirut **53**
 *Science and Mathematics Education Center **51**
 American University in Cairo **52**
 *English Language Institute **51**
 Amistad Research Center **5**
 Andalus University **39**
 Andes, University of the **47**
 Andhra Pradesh Agricultural University **37, 40**
 Antioch College **5**
 *Juarez-Lincoln Center **5**
 Antioquia, University of **47**
 Arab Republic of Egypt *see* Egypt, Government of
 *Arena Stage **32**
 Argentine Graduate School in Agricultural Sciences **43**
 *Arid Lands Agricultural Development Program (ALAD) **49, 50**
 Arizona Job Colleges **18**
 Arizona, University of **14, 42, 54**
 Arkansas College **18**
 Arkansas Ecology Center **16**
 Arkansas, University of **12, 38**
 Art Institute of Chicago **33**
 Art-Macedonian Artistic Society **32**
 Arts Council of Jakarta **39**
 Asia Society **11, 42**
 Asian Institute for Economic Development and Planning **42**
 Asian Institute of Management **36**
 Asolo State Theater **32**
 Aspen Institute for Humanistic Studies **4, 6, 28, 30**
 Aspira of America **5, 11**
 Aspira of New York **11**
 Associates for Renewal in Education **11**
 Association for the Advancement of Agricultural Sciences in Africa **49**
 Association of African Universities **49**
 Association of American Colleges **4, 6, 7, 7**
 *Association of American Publishers **30**
 Association for Asian Studies **42**
 Association of Black Foundation Executives **18**
 Association of Brazilian Centers for Teaching and Research in Economics **44**
 Association of Caribbean Universities and Research Institutes **46**
 Association of Colleges of Agriculture in the Philippines **41**
 Association for Development **46**
 Association of Faculties of Agriculture in Africa **49**
 Association of Governing Boards of Universities and Colleges **6, 7**
 Association for the History of Civilization — Marc Bloch Association **9**
 Association for International Communication Seminars **52**
 Association of Neighborhood Housing Developers **22**
 Association for Socio-Legal Research and Action **47**
 Association for the Study of Negro Life and History **5**
 Asthma and Bronchitis Foundation of India **38**
 Ateneo de Manila University **41**
 Athens Technological Organization **35**
 Atlanta Arts Alliance **33**

Atlanta University **5, 5, 8, 10, 10, 23**
 Atlanta University Center **5, 5, 17**
 Atlantic Information Centre for Teachers **11**
 Atlantic Institute for International Affairs **55**
 Australian National University **54, 56**
 Bahia, Federal University of **44, 49**
 Ballet Theatre Foundation **32**
 *Baltimore, City of **33**
 Baltimore Opera Company **31**
 Baluchistan, University of **40**
 Banaras Hindu University **38**
 Bangladesh Academy for Rural Development **36**
 Bangladesh Agricultural Research Council **36**
 Bangladesh, Government of **36, 37**
 *Division of Population Control and Family Planning **41**
 *Ministry of Planning **37**
 Bangladesh Handicraft Cooperative Federation **36**
 Bangladesh Institute of Development Studies **36**
 Bangladesh Institute of International Affairs **36**
 Bangladesh Rural Advancement Committee **36**
 Bank Street College of Education **11**
 Bank Street Day Care Consultation Service **20**
 Barnard College **57**
 Baylor College of Medicine **58**
 Bedford-Stuyvesant Restoration Corporation **17**
 Beirut University College **53**
 *Institute of Women's Studies **53**
 Benedict College **5, 5**
 Bennett College **5**
 Better Boys Foundation **17**
 Bihar, Government of **37**
 Biological Sciences Curriculum Study **54**
 Birla Institute of Technology and Science **38**
 Birzeit College **52**
 Bishop College **5, 5, 6**
 Black Child Development Institute **20**
 Black Economic Research Center **2, 3**
 Board for Advancement of Literature **38**
 Bogaziçi University **53**
 Bogor Agricultural Institute **16, 16, 38**
 Books for the People Fund **11**
 Boricua, Universidad **5, 5**
 Bosphorous University **53**
 Boston Ballet **32**
 Boston Theological Institute **7**
 Boston University **6, 33, 55**
 Botswana Extension College **49**
 Bowdoin College **4, 33**
 Bradford University **55**
 Brandeis University **2, 2**
 Brasilia, University of **44**
 Brawijaya University **38**
 Brazil, Government of **44**
 Brazilian Center for Analysis and Planning **44, 44**
 Brazilian Foundation for the Development of Science Teaching **44**
 Brazilian National Library **44**
 Brazilian Society for Instruction **44**
 Bristol, University of **9**
 British Broadcasting Corporation **4**
 British Columbia, University of **14**
 Broadside T.V. **28**
 Brookings Institution **2, 7, 9, 23, 43, 46, 55, 56**
 Brown University **7**
 Brussels, Free University of **58**
 CDCs *see* Community Development Corporations
 †CEDCO Capital Corp. **26**
 Cagayan de Oro, City of **41**
 Cairo, University of **52**
 *Institute of Statistical Studies **52**
 California Center for Research and Education in Government **23, 28, 30**

- California College of Arts and Crafts 33
California Institute of Technology 14, 54
California State University 11
California, University of (Berkeley) 2, 2, 5, 6, 7, 7, 9, 9, 10, 16, 17, 18, 18, 20, 22, 23, 39, 42, 43, 44, 48, 57
*Earl Warren Legal Institute 22
*National Housing Law Project 26
California, University of (Davis) 37, 40, 56, 58
California, University of (Los Angeles) 8, 11, 14, 14, 20, 22, 42, 49, 54, 55, 56, 56
*Institute of Industrial Relations 23
California, University of (San Diego) 14, 54, 56
California, University of (San Francisco) 8
*School of Pharmacy 8
California, University of (Santa Barbara) 11, 12, 14, 56
California, University of (Santa Cruz) 7
Call for Action, Inc. 20
Cambridge University 9, 58, 59
Campinas, State University of 44
Can Tho, University of 38
*Caribbean Food and Nutrition Institute 46
*Carnegie Corporation 13
*Carnegie Council on Policy Studies in Higher Education 4
Carnegie Endowment for International Peace 55
Carnegie Institute 53
Carnegie-Mellon University 2, 2, 6, 9, 56
Case Western Reserve University 58
Catalyst 20
Catholic University of; *see distinctive name*
Cayetano Heredia Peruvian University 48
Ceará, Federal University of 44
Center *see also Centre*
Center for African Studies and Documentation 51
Center for Applied Linguistics 11, 43, 54
Center for Community Change 11, 11, 17
Center for Comparative Political Studies 9
Center for Comparative Studies in Judicial Procedures 56
Center for Correctional Justice 22, 23
Center for Creative Studies 59
Center for Economic Research 48
Center for Education in International Management 9, 16
*Center of Educational Research 43
Center for Educational Research and Development (Lebanon) 53
Center of Educational Research and Development (Chile) 43, 47
Center for Educational Studies 48
Center for Energy Policy 14, 15
Center for Governmental Studies 23
Center of Information and Studies of Uruguay 48
Center for Inter-American Relations 43
Center for Latin American Monetary Studies 43
Center for Law and Social Policy 23
Center for National Planning Studies 55
Center for Policy Process 6
*Center for Population Studies 44
Center of Research and Social Action 47
Center on Social Welfare Law and Policy 22, 26
†Center Stage Associates 24, 32, 33
Center of Studies of Population and Development 48
Center for Studies of the State and Society 43
Center for Study and Action 56
Center for the Study of Religion and Communism 56
Center Theatre Group of Los Angeles 32
†Center for Understanding Media 11, 25
Center for Urban Ethnic Affairs 20, 22
Central American Institute of Administration of Enterprises 46, 46
Central Bureau of Statistics 38
Central Institute of English and Foreign Languages 38
Central Institute of English Language 42
Central Institute for Experimental Animals 58
Central Institute of Indian Languages 38
Central Luzon State University 42
Central Mindanao University 42
Central Philippine University 42
Central Reserve Bank of Peru 48
Centre College of Kentucky 4
*Centre for Economic Development and Administration 37
Centre for Environmental Studies 24, 56
Chaim Sheba Medical Center 58
Chatham College 4
†Cheetah Charter Bus Service 25
Chicago Council on Foreign Relations 55
Chicago, University of 8, 9, 10, 10, 14, 22, 24, 40, 42, 43, 54, 55, 57, 58
*South Asia Center 43
Chicanos Por La Causa 17, 19
Chiangmai University 42
Children's Medical Center 41
Children's Television Workshop 12
Chile, Government of 46
Chile, Pontifical Catholic University of 43, 46, 47, 49, 55
*Center for National Planning Studies 46
*Center for Urban Development 46
*Institute of Political Science 46
Chile, University of 44, 47, 58
*Center of Biology of Reproduction 47
*Center for Pediatric Research 47
Chinese University of Hong Kong 37
Christian Commission for Development in Bangladesh 37
Chulalongkorn University 42
Cincinnati Playhouse in the Park 32
Cincinnati Summer Opera Association 31
Cincinnati, University of 6
Circle in the Square 32, 33
Citizen's Committee on Children of New York City 17
Citizens Conference on State Legislatures 23
†Citizens Trust Bank 20, 26
City University of New York *see New York, City University of*
Civil Society for Family Welfare in Brazil 44
*Claremont Graduate School 10
Claremont University Center 10
Clark University 5, 56
Cleveland Institute of Music 31
Cleveland Museum of Art 33, 34
Coalition for Fair Broadcasting 28, 30
†Coalition Venture Corp. 26
Coe College 4
Colby College 4
College of; *see distinctive name*
College Art Association 33
College Entrance Examination Board 5, 6, 6, 7
Colombia Association of Family Welfare 47
Colombia, Government of 47
Colombia Institute of Social Development 48
Colombia, National University of 47
Colombian Agricultural Institute 47
Colombian Association of Faculties of Medicine 47
*Colombian Association of Medical Schools 49
Colombian Association for the Study of Population 47
Colombian Institute for Family Welfare 48
Colonial Williamsburg Foundation 33
Colorado Mountain College 11
Colorado, University of 8, 14
Columbia University 8, 9, 10, 17, 18, 18, 20, 24, 28, 30, 42, 43, 49, 54, 55, 56, 58
*Conservation of Human Resources Center 27
*Teachers College 9, 10, 10
Columbus College of Art and Design 33
Commission on Private Philanthropy and Public Needs 59
Committee for Coordination of Investigations of Lower Mekong Basin 16, 36
Committee for Economic Development 23, 27
Community Development Corporations (CDCs) 18, 19, 20
†Community Health Care Center Plan 24
Community News Service 20
Community Relations Commission 55
†Community Television of Southern California (KCET) 26, 28
Concepción, University of 46
Concern, Inc. 14
Conference Board 20, 23, 24, 58
Connecticut College 32
†Connecticut Housing Investment Fund 20, 27
Connecticut Players Foundation 32
Conservation Commissions, Municipal 16
Conservation Foundation 14, 15, 16
*Consortium for Educational Leadership 10
Constitutional Rights Foundation 12
Cooper Union for the Advancement of Science and Art 33
†Cooperative Assistance Fund 26
Coordinating Council of Literary Magazines 34
Coordination of Initiatives for Development in Latin America 48
Corcoran Gallery of Art 33
Cornell University 7, 8, 9, 14, 20, 42, 54, 55, 57
*School of Industrial and Labor Relations 20
*Southeast Asia Center 43
Corporate 1% Program for Higher Education 6
†Corporation for Public Broadcasting (CPB) 27, 28, 28, 30
*Correctional Information Service 22, 25
Costa Rica Demographic Association 46
Costa Rica, University of 46
Council for the Advancement of Public Interest Law 16, 25
Council for American Private Education 12
Council for Asian Manpower Studies 42
Council of Chief State School-Officers 10, 10
Council for Financial Aid to Education 7
Council on Foreign Relations 55
Council on Foundations 31, 42
Council on International Educational Exchange 57, 57
Council on Interracial Books for Children 16
Council on Legal Education for Professional Responsibility 22
Council on Library Resources 59
Council for Living Traditions 41, 41
Council of Southern Universities 5, 6
Council of State Governments 10
*National Legislative Conference 10
Council of University Institutes for Urban Affairs 24
Council for Urban Economic Development 24
Cranbrook Academy of Art 33
*Crocker National Bank 30
Cromwell Foundation, William Nelson 22
Dacca Museum 36
Dacca, University of 36, 40
Dahomey, University of 51
Dakar, University of 51
Dalhousie University 56
Dance Notation Bureau 33, 33
Dance Theater Foundation 32
Dance Theater of Harlem 33
Dar es Salaam, University of 50
Dartmouth College 4, 56
Davao Association of Colleges and Schools 41
Day Care and Child Development Council of America 20, 24
*Dayton, University of 6
Delhi Administration 37
Delhi, University of 38
*Denver Research Institute 53
Denver, University of 55
†Detroit Educational Television Foundation 27
Detroit Science Center 59
Di Tella Institute, Torcuato 43, 44

- District of Columbia Citizens for Better Public Education 9, 9
Drug Abuse Council 20
Duke University 2, 2, 6, 10, 13, 28, 30, 56, 57
†Durham Homes 27
- EDUCOM** 6, 7
Earlham College 4
East African Community 49
East Anglia, University of 11
*East Central Committee for Opportunity 17
East Harlem Block Nursery 10
East Pakistan, Government of 40
East Tennessee Research Corporation 22, 26
Eastern Africa Agricultural Economics Society 49
Eckerd College 4
Econometric Society 57
Economic Development Foundation 53
Economic Research Development Corporation 47
Ecuador, Pontifical Catholic University of 48
Edinburgh, University of 58
Education Commission of the States 6, 7, 10, 12, 13
Education Development Center 11
Education Law Center 9, 10
†Educational Broadcasting Corporation (WNET) 27, 28
Educational Change, Inc. 4, 6
Educational Communications Corporation 12
Educational Confederation 11, 11
Educational and Cultural Development 48
Educational Facilities Laboratories 4, 10
Educational Policy Center 6
Educational Testing Service 4, 5, 5, 6, 39
Educational Products Information Exchange Institute 10
Egypt, Government of 16, 16, 52
El Paso Community College 5
Elma Lewis School of Fine Arts 34
Emory University 7, 58
*Empire State College 5
Empire State Report 23
Engineering, National University of 48
Environmental Defense Fund 16, 16
Environmental Law Institute 15, 16
Erie County (Pa.) Board of Supervisors 14
Eugene O'Neill Memorial Theater Center 32
European Institute for Advanced Study in Management 9
European Institute of Business Administration 9
*Exploratorium, The 11
- †**FCH Services** 27
Family Planning Foundation 38
Federal Technical School Celso Suckow da Fonseca 46
Federal University of; *see distinctive name*
Federation of Organizations for Professional Women 7
Federation of Private Universities of Central America 46
Feminist Press 12, 13
†First Harlem Securities Corp. 25
Fisk University 5, 5, 6
Florey Institute of Experimental Physiology and Medicine, Howard 58, 59
Florida State University 6, 56
For Responsive Media: Citizens Communications Center 23, 26
Ford Hospital, Henry 59
Fort Worth Civic Opera Association 31
Foundation for American Dance 32
Foundation Center 59
Foundation Center for Research and Social Action 43, 43
*Foundation for Cooperative Housing 27
Foundation for Higher Education and Development 46, 47
Foundation for Latin American Economic Research 43
Foundation for Management Education 53
- Foundation for Management Education and Development 39
Foundation for National Development 48
Foundation for Permanent Education in Colombia 47
Free Library of Philadelphia 32, 32
Free Southern Theater 34
Free University of Brussels 58
†Freedom National Bank of New York 20, 26
Friends School of Detroit 59
Fund for Alternatives in Education 12
Fund for Assistance to Private Education 41
Fund for the City of New York 59
†Funds for Self-Enterprise 26
Furman University 6
- Gandhigram** 38
Gardner Museum, Isabella Stewart 33
Geneva, University of 9, 11
George Washington University 6, 10, 16, 18
*Institute of Educational Leadership 10, 10
Georgetown University 22, 23, 54, 55
*Institute for Public Interest Representation 26
Georgia, University of 6, 58
German Association for Foreign Affairs 55, 56
Ghana, Government of 51
Ghana, University of 51
*Institute of Statistical, Social, and Economic Research 53
Glasgow, University of 56
Gonoshasthya Kendra (People's Health Center) 36
Göteborg, University of 9
Government College of Home Economics 40
*Government Services Equalization Center 27
Governmental Affairs Institute 23
Graduate Institute of International Studies 54, 55, 56, 57
Grand Valley College 4
Greater Boston Community Development 21
Greater Hartford Process 17, 24
†Greater Washington Educational Telecommunications Association (WETA) 27, 28
Grenoble, University of 9
Group I Acting Company 32, 33
†Growing Mind, The 25
Guanabara, State University of 44
Guggenheim Foundation, Solomon R. 33
Gujarat Institute of Area Planning 37
Gunma University 58
Guthrie Theatre Foundation 32
*Guttmacher Institute, Alan 24
- Hacettepe University** 53
Haile Selassie I University 50
Haitian Center for Research in the Social Sciences 46
Hamline University 4
Hampton Institute 5, 5, 6
Hansard Society 57
Harishchandra Mathur State Institute of Public Administration 38
Harlem Commonwealth Council 17, 20
†Harlem School of the Arts 24, 34, 34
Hartford Stage Company 32
Hartford, University of 10, 13
*National Education Strategy Center 13
†Harvard Community Health Plan 24
Harvard University 2, 4, 9, 9, 11, 14, 14, 19, 22, 23, 28, 37, 38, 39, 42, 43, 54, 55, 56, 57, 58, 59
*Energy and Environmental Policy Center 14
Hasanuddin University 39
Hawaii, University of 4, 14, 33, 42, 58
Hawthorne School 12
Helsinki, University of 58
Hendrix College 18
Henry Street Settlement 21, 34
*Higher Institute of Agriculture 49
Higher School for Public Administration 48
Hobart and William Smith College 4
Holy Names College 34, 34
- Home Education Livelihood Program, Inc. 17, 19
Homestead Computer Project 20
Homi Bhabha Fellowship Council 38
Hospital of Nutritional Diseases 48, 49
Housing Development Corporation Council of the City of New York 21
Housing Opportunities Council of Metropolitan Washington 20
Housing Opportunities Made Equal 20, 24
Houston Ballet Foundation 32
Houston Grand Opera Association 31
Howard University 2, 3, 5, 6, 6, 18, 34
*Institute for the Study of Educational Policy 6, 6
Hue, University of 38
Hull House Association 11, 11
Human Ecology Research Station Foundation 48
Human Resource Development Foundation 17
Huntington Library and Art Gallery, Henry E. 33
Huston-Tillotson College 5
- Ibadan, University of** 50, 51
Ife, University of 51, 51, 55
*Institute of Administration 53
†Illinois Neighborhood Development Corp. 26
Illinois, State of, Department of Mental Health 11, 11
Illinois, University of 33, 43, 55, 56, 58, 59
Imperial College of Science and Technology 16, 16
*Environmental Resource Management Research Unit 16
India, Government of 38
India International Centre 38
Indian Agricultural Research Institute 37
Indian Council of Agricultural Research 37
Indian Council of Medical Research 38, 58
Indian Council of Social Science Research 38
Indian Econometric Society 38
Indian Education Training, Inc. 17
Indian Institute of Management (Ahmedabad) 36, 37, 37, 38
Indian Institute of Management (Bangalore) 38
Indian Institute of Management (Calcutta) 36, 37, 38
*Centre for the Management of Urban Systems 37
Indian Institute of Public Administration 38
Indian Institute of Science 38
Indian Institute of Technology 37
Indian School of Political Economy 37, 38
Indian Statistical Institute 38
Indiana University 11, 39, 54, 56, 56
Indonesia, Government of 16, 38, 39
*Ministry of Education and Culture 40
*Ministry of Religion 39
Indonesia, University of 38, 39
Indonesian Institute of Sciences 39
Indonesian Planned Parenthood Association 38
- †**Inner-City Business Improvement Forum** 18, 26
Inner City Cultural Center 34
Institute of Advanced Studies of Administration 48
Institute of Agricultural Research 42
Institute of Agronomic Research 44
*Institute of Aquatic Resources 52
Institute of Business Administration 37
Institute of Constitutional and Parliamentary Studies 38
Institute of Ecology 16
Institute of Geography 53
Institute of International Affairs 55
Institute of International Education 9, 10, 37, 40, 42, 43, 44, 47, 48, 54
Institute of Judicial Administration 10
*Institute of Land Reclamation 52
Institute for Mediation and Conflict Resolution 20
Institute for Modern Greek Studies 34

- Institute of Peruvian Studies 44, 48
 Institute of Politics 18
 Institute for Propagation of the Dharma 38
 Institute for Research on International Economics 57
 Institute for Social and Economic Change 37
 Institute of Society, Ethics, and the Life Sciences 2
 Institute of Statistical Research and Training 37
 Institute of Technology 38
 Institutional Development and Economic Affairs Service 11, 13
 Integrated Education Associates 10
 Integrated Rural Development Programme 36
 Interamerican Institute of Agricultural Sciences 46
 Inter-American Planning Society 43
 *Interdenominational Theological Center 5
 Interlochen Center for the Arts 59
 International Association for Cultural Freedom 55, 56
 International Association of Students in Economic and Commercial Sciences 8
 International Baccalaureate Office 12
 International Broadcast Institute 54, 55
 *International Center for Agricultural Research in Dry Areas 50
 International Center for Conservation (Rome) 36
 International Center of Theatrical Research 32
 International Center of Tropical Agriculture 42, 47
 International City Management Association 23
 International City Management Association Retirement Corp. 23
 *International Committee on Applied Research in Population 59
 International Committee on the Management of Population Programs 58, 59
 International Contemporary Music Exchange 31
 International Council for Educational Development 54
 International Council of Museums 33, 36
 *International Council on the Quality of Working Life 23
 International Council of Scientific Unions 16
 *International Crops Research Institute for Semi-Arid Tropics 39, 40
 International Development Center of Japan 37, 42
 International Economic Association 55
 International Extension College 49, 51
 International House of Japan 42
 International Institute of Applied Systems Analysis 24, 56
 International Institute for Environment and Development 16
 International Institute of Rural Reconstruction 42
 International Institute for Strategic Studies 54
 International Institute of Tropical Agriculture 49, 50
 International Legal Center 47, 54, 55
 International Maize and Wheat Improvement Center 42, 43, 47, 52
 International Marketing Institute 40
 International Pen Club, Vietnamese Chapter 38
 International Potato Center 42
 International Press Institute 42, 49
 International Rice Research Institute 36, 37, 38, 39
 International Social Science Council 56
 International Studies Association 55
 International Theatre Institute of the United States 32
 International Union for the Conservation of Nature and Natural Resources 16
 International Union of the History and Philosophy of Science 2
 Inter-University Centre of Post Graduate Studies 16
 Interuniversity Communications Council 6, 7
 Iowa, State University of 4, 33, 56, 57
 Islamabad, University of 40
 Israel Foundation Trustees 52
 Jakarta Institute of the Arts 39
 Jakarta, Special District of 39
 Janata Shikshan Mandal 38
 Japan Center for International Exchange 42
 Japan Society 42
 Javeriana University, Pontifical Catholic 47
 Jobs for Progress 2
 *Joffrey Ballet 32
 Johns Hopkins University 14, 24, 31, 32, 40, 49, 54, 55, 56, 57, 58
 Joint Center for Community Studies 5
 *Joint Center for Political Studies 3
 Joint Council on Economic Education 11
 Joint Studies on Latin American Economic Integration 43, 46
 Jordan, Government of 52
 *Journal of African Writing (*Okike*) 49
 Juilliard School 31
 Juiz de Fora, Federal University of 44, 49
 Junta of the Agreement of Cartagena 46, 48
 Just Jobs, Inc. 17
 *KCET (Los Angeles) 28, 30
 *KERA (Dallas) 28
 †KQED, Inc. (San Francisco) 27, 28, 30
 Kansas City Art Institute 33
 Kansas City Lyric Theatre 31
 *Kansas State University 4
 Kansas, University of 4, 58
 Karachi, University of 40
 Karnatak Historical Research Society 55
 Karolinska Institute 58
 Kasetsart University 42
 Kent State University 4, 56
 Kentucky Opera Association 31
 Kenya, Government of 50
 Kenya Institute of Management 50
 Kerala, University of 38, 41
 Khartoum, University of 53
 Khmer, Government of (Cambodia) 38
 Khon Kaen University 42
 Kiel Institute of World Economics 55
 Kodaly Musical Training Institute 34, 34
 Korea-Choongang Educational Foundation 42
 Korean Institute for Research in the Behavioral Sciences 36
 Kyoto University 58
 L.Q.C. Lamar Society 10
 La Mama Experimental Theatre Club 32, 33
 Laboratory for Experimental Medicine 58
 Lagos, University of 51
 *Institute of Child Health 54
 Lahore Museum 38
 *Lake George Opera 31
 Lake Michigan Federation 16
 Lambung Mangkurat University 39
 Language Association of Eastern Africa 49
 Latin American Demographic Center 43
 Latin American Faculty of Social Sciences 43
 Latin American Institute for Economic and Social Planning 43
 Latin American Social Science Council 43, 44, 49
 Latin American Studies Association 43, 48
 *Laval University 51
 Lawyers' Committee for Civil Rights Under Law 10, 22, 27, 52
 Leadership Council for Metropolitan Open Communities 20
 League of Cities/Conference of Mayors 18, 20
 League of Women Voters Education Fund 10, 14, 20, 23, 26
 League of Women Voters, Overseas Education Fund of the 39
 Learning Institute of North Carolina 11
 Lebanese University 53
 Lebanon, Republic of 52, 53
 Legal Action Center of the City of New York 22
 Legal Aid Society of Cleveland 22
 Liberia, University of 51
 Library of Congress 35
 Lincoln Center for the Performing Arts 33
 Lincoln University 5
 Linguistic Society of America 54
 *Liszt Academy 34
 Ljubljana, University of 56
 London Business School Charitable Trust 9
 London School of Economics and Political Science 42, 57
 London, University of 49, 51, 54, 55
 Lone Mountain College 12
 *Long Wharf Theatre 32
 Loretto-Hilton Theater 32
 Los Angeles Board of Education 10
 Loughborough University of Technology 20, 23
 Louisiana State University 56
 Louvain, Catholic University of 9, 55, 56, 58
 Lower Kensington Environmental Center 17
 Lucknow, University of 38
 Lund, University of 58
 Lutheran Medical Center 22, 25
 Lyric Opera of Chicago 31
 MCA Educational Activities 31
 Maghrebian Historical Review 52
 Maharashtra, Government of (India) 38
 Mahidol University 42
 Makerere University College 50
 Malaya, University of 40
 Malaysia, Government of 39, 40
 *Ministry of Education 40
 Management Foundation of East Java 39
 Manchester, University of 58
 Manhattan Country School 12
 Manpower Demonstration Research Corp. 17, 18
 Marga Institute 37
 *Mark Taper Forum 32
 Marlboro School of Music 31
 Martin Luther King, Jr. Center for Social Change 19
 Maryland Institute 33
 Massachusetts, Board of Education of 10
 Massachusetts Institute of Technology 2, 6, 7, 9, 11, 13, 19, 22, 43, 47, 55, 55, 56, 58
 Massachusetts Union of Public Housing Tenants 21, 24
 Massachusetts, University of 10, 33, 56
 *McGill University 56
 McMaster University 56
 Meharry Medical College 17, 18
 Memphis Academy of Arts 33
 Merrill-Palmer Institute 59
 Metropolitan Applied Research Center 19, 21
 Metropolitan Fund 59
 Mexican American Legal Defense and Educational Fund 19
 Mexican American Unity Council 17, 18, 22
 Mexican Institute of Social Studies 48
 Mexican Population Association 48
 Mexico *see* United Mexican States
 Mexico, College of 48
 Mexico, National Autonomous University of 48
 Mexican Development Institute 48
 Miami, University of 17, 18, 58
 Michelsen Institute of Science and Intellectual Freedom, Christian 54
 Michigan State University 4
 Michigan, University of 2, 2, 7, 9, 9, 16, 20, 23, 23, 33, 42, 43, 48, 49, 54, 55, 55, 56, 57, 58
 *Department of Population Planning 58
 Mid-America, University of 4, 4
 Middle Cities Education Association 9, 59
 Middle East Institute 52
 Middle East Studies Association 52
 Middle East Technical University 53
 Midwest Universities Consortium for International Activities 42

- Milan, University of 58
Millsaps College 18
Minas Gerais, Federal University of 44
Mindanao State University 41
Minneapolis Society of Fine Arts 33
Minnesota Metropolitan State College 4
Minnesota Opera Company 31
Minnesota, University of 7, 55
†Minority Contractors Assistance Project 18, 26
Minority Economic Development Corporation 18
†Minority Equity Capital Co. 26
Minority Rights Group 55, 56
Misericordia, College 4
Mississippi Action for Community Education 17, 19, 25
Mississippi Research and Development Center 18
Missouri, University of 4, 28, 30, 38
Mitraniketan 37
Monterrey Institute of Technology and Advanced Studies 47, 48
Montreal, University of 56
*Morehouse College 5
Moroccan Association of Young Businessmen 52
*Morris Brown College 5
Mount Sinai School of Medicine 58
Municipal Corporation of Greater Bombay 38
Municipal Employees Legal Services Fund 22
Museum of Fine Arts 33
*Music Critics Association 31
Music Hall Center, Inc. 59
Music Library Association 31
†Mutual Real Estate Investment Trust 27
- NAACP Legal Defense and Educational Fund 19**
NAACP Special Contribution Fund 19, 21
NOW Legal Defense and Education Fund 12, 13
Nairobi, University of 50
Nashville and Davidson County, Metropolitan Government of 14
Nassau County (New York) 23
Natal, University of 52
National Academy of Education 11
National Academy of Sciences 2, 3, 7, 18, 42, 43
*Assembly of Behavioral and Social Sciences 3
*National Board of Graduate Education 7
*National Academy of Scientific Research and Technology 16
*National Archives 39
National Association of Accountants for the Public Interest 2, 3
*National Association for the Advancement of Colored People 11, 12
National Association of College and University Business Officers 4, 5, 6
National Audubon Society 16
National Autonomous University of; *see distinctive name*
National Behavioral Sciences and Public Opinion Research Institute 48
National Bureau of Economic Research 8, 44, 57, 58
National Catholic Educational Association 12
National Center for Housing Management 21, 25
National Center for Language Development 39, 41
National Center for Performing Arts 38
National Center for State Courts 22
*National Center for the Study of Collective Bargaining in Higher Education 7
National Christian Council of Kenya 50
National Commission for Manpower Policy 18
National Commission on Social Property 48
National Committee Against Discrimination in Housing 21
- National Committee for Citizens in Education 4, 10
National Committee for Cultural Resources 31
National Committee on Household Employment 20, 24
National Conference of Black Lawyers, Inc. 18
National Conference of Christians and Jews 10
National Council for the Advancement of Education Writing 10
National Council of Churches of Christ in the U.S.A. 43
National Council of La Raza 18, 19, 21, 22
National Council of Negro Women 19, 21
National Council of the Peruvian University 48
National Council for Research 53
National Dairy Development Board 37
*National Development Planning Agency 38
National Economic and Development Authority 41
*National Economic and Social Research Institute 38
National Education Commission 42
National Endowment for the Arts 28, 30, 32, 33
National Endowment for the Humanities 6, 8, 35, 42, 43
National Foundation for the Improvement of Education 12, 13
*Resource Center on Sex Roles in Education 13
National Indian Training and Research Center 11, 11
*National Institute of Archeology 39
National Institute of Development Administration 42
*National Institute for Educational Research and Development 48
National Institute of Health and Medical Research 58
National Institute of Public Administration 46, 48
National Institute of Statistics and Applied Economics 50, 52
National Library (Vietnam) 38
National Manpower Policy Task Force 18
National Municipal League 23
National Museums of Kenya 50
National Neighbors 21, 24
National Opinion Research Center 19, 22
National Planning Association 56, 56
*National Planning Commission (Nepal) 37
National Planning Commission (Sudan) 53
National Planning Institute 48
National Scholarship Service Fund for Negro Students 5
National School of Agriculture 47
National Training and Development Service for State and Local Government 23
National University (Indonesia) 39
National University of; *see distinctive name*
National Urban Coalition 10
National Urban Fellows 24
National Urban League 19, 21
Native American Rights Fund 19, 22
Natural Resources Defense Council 16
Navajo Community College 17
Nebraska, University of 4, 10, 10
Neighborhood Housing Services (Pittsburgh, Pa.) 22
Neighborhood Housing Services (Washington, D.C.) 22
Neighborhood Housing Services of Baltimore 22
Nepal, Government of 37
New Detroit, Inc. 9, 10, 59
New England Conservatory of Music 31
*Natural Energy Policy Council 15
New Haven Foundation 34
New Haven Legal Assistance Association 22
New Jersey, State of 20
*Department of Institutions and Agencies 35
- *Department of the Public Advocate 23
*Office of Dispute Settlement 23
New Mexico Highlands University 5
New Mexico, University of 11, 33
New York City Board of Education 10, 11
New York City—Rand Institute 24
New York, City University of 4, 5, 6, 7, 11, 49
*Baruch College 7
New York Historical Society 33
New York Hot Jazz Society 32
New York Interface Development Project 24
*New York Jazz Museum 32
New York Public Library, Astor, Lenox, and Tilden Foundations 6, 59
New York, State of 10
New York, State University of, at Albany 4, 6, 7, 22, 23, 39
at Buffalo 7
*Empire State College 5
at Stony Brook 34
New York State Urban Development Corporation 21
New York University 7, 8, 9, 11, 22, 24, 34, 48, 55
*Institute of Judicial Administration 13
Newark Community Center of the Arts 34, 35
Newark Museum Association 33
Newton College 53
Nigeria, Government of 51
East Central State of Nigeria, Government of 51
Western Nigeria, Government of 51
Nigeria, University of 51
*Faculty of Education 51
Nigerian Institute of Management 51
Nineteenth Ward Community Association 21, 24
North Carolina Manpower Development Corp. 17
North Carolina, University of 12, 43, 57
*Carolina Population Center 58
Northwestern University 5, 9, 10, 11, 28, 30, 49, 50, 55, 56
Notre Dame Educational Association 41
Notre Dame, University of 6, 19
Nova University 4, 5
Nutrition Society of India 38
- Oakland Neighborhood Housing Services 22**
Obor, Inc. 39
Oglala Sioux Community College 5
Ohio State University 10, 10, 33, 58
Open University 4, 4
Opera Association of New Mexico 31
Opera Festival Association 31
Opera Society of Washington, D.C. 31
Oregon State Legislature 10
Oregon State University 37
*Oregon Symphony Orchestra 32
Organization for Applied Sciences in Society 21
Organization for Economic Cooperation and Development 9, 10
Otis Art Institute of Los Angeles County 33
Otterbein College 4
Overseas Development Council 54, 54
Overseas Development Institute 54, 54
Oxford University 11, 48, 56
- PEDCO, Inc. 21, 26**
Pace, University of 4
Pajajaran University 38
Pakistan Administrative Staff College 40
Pakistan, Government of 40
Pakistan Institute of Development Economics 40
Pakistan National Council of the Arts 40
Palace of Arts and Science Foundation 11
Pan African Institute for Development Council 49
Pan American Federation of Associations of Medical Schools 43
Pan American Health Organization 46

- Pant University of Agriculture and Technology, G.B. 37
- Para, Federal University of 44
- Paraguayan Center of Sociological Studies 48
- Paris I, University of 9
- Paris South, University of 58
- Paris III, University of 57
- Parliamentary Centre for Foreign Affairs and Foreign Trade 56
- Paulista School of Medicine 44
- Pennsylvania Ballet Association 32
- Pennsylvania State University 34
- Pennsylvania, University of 4, 7, 9, 10, 11, 22, 24, 34, 57, 58, 59
- People's Open University 40
- Permanent Committee of the Oliver Wendell Holmes Devise 23
- Pernambuco, Federal University of 44
- *Institute of Nutrition 49
- Pernambuco Superior Teaching Foundation 44
- Peru, Pontifical Catholic University of 48
- Peru, Republic of 48
- Phi Delta Kappa 10
- Philadelphia Board of Education 12
- Philadelphia Council for Community Advancement 21
- Philadelphia Museum of Art 33
- Philippine Accrediting Association 41
- Philippine Business for Social Progress 41
- Philippine Council for Agricultural Research 42
- Philippine Normal College 41
- Philippine Social Science Council 41
- Philippines, Government of 41, 42
- Philippines, University of 16, 16, 41
- *Center for Policy and Development Studies 41
- *School of Economics 41
- Philosophical Research Center 34
- Pittsburgh, University of 9, 40, 54, 56, 56, 58
- Planned Parenthood Federation of America 20, 24, 57
- Playhouse, The 32
- *Plaza Sésamo 48
- Police Foundation 23, 26
- Pontifical Catholic University of; *see distinctive name*
- Population Center Foundation 41, 41
- Population Council 42, 52, 57, 58, 58, 59
- Population Council of India 38
- Portland Opera Association 31
- Potomac Institute 24
- Pratt Institute 34
- Press Foundation of Asia 36
- †Pride Gardens 25
- Princeton University 9, 51, 52, 55, 56, 57
- Professional Staff Association of Los Angeles County 58
- Public Advocates 23, 26
- †Public Broadcasting Service 27, 28, 28
- Public Interest Economics Foundation 2, 3
- Public Interest Research Centre 56
- Public Technology, Inc. 24
- Public Television Foundation for North Texas (KERA) 28
- Puerto Rican Institute for Social Research 17, 20
- Puerto Rican Legal Defense and Education Fund 19
- Puerto Rican Research and Resources Center 19, 21
- Puerto Rico, Catholic University of 11
- Punjab Agricultural University 38
- Punjab, Government of 40
- Punjab, University of 40
- Purdue University 43
- †Push Foundation 27
- Queen Elizabeth House 42
- Queen's University of Belfast 57
- †RDC Commercial Center 25
- REMCA, Inc. 21, 25
- Rajshahi, University of 36
- Rajasthan, University of 38
- Rand Corporation 2, 2
- Randolph Educational Fund, A. Philip 18
- Recruitment and Training Program, Inc. 18
- Regional Institute of Higher Education and Development 36
- Regional Plan Association 24
- Regional Population Center 43, 47, 49
- Regional Program for Employment in Latin America 43
- *Republic, University of the 44
- Research Center for the Defense of Public Interest 46, 48
- Research Group for the Development of Higher Education 7
- Resource Center for Consumers of Legal Services 22, 26
- Resources for the Future 14, 14
- Reykjavik Children's Music School 34
- Rhode Island Housing Investment Fund 21
- Rhode Island School of Design 34
- Ringling Museum of Art, John and Mable 33
- Rio Grande do Sul, Federal University of 44
- Rio de Janeiro, Federal University of 44, 46
- Rio de Janeiro, Pontifical Catholic University of 44
- Roberson Memorial Center 34
- *Rockefeller Brothers Fund 25
- *Rockefeller Foundation 57
- Rockefeller University 11, 13
- *Laboratory of Comparative Human Cognition 13
- Rome, University of 58
- Roorkee, University of 38
- Roosevelt University 4
- Royal Asiatic Society of Great Britain and Ireland 42
- Royal Institute of International Affairs 55
- Royal Institution for the Advancement of Learning 55
- Royal Scientific Society 52
- Royumont Center for a Science of Man 12
- Rutgers University 10, 20, 23, 56
- *Center for the American Woman and Politics 20
- *Eagleton Institute of Politics 20, 23
- Saigon, University of 38
- St. Augustine's College 5, 5, 6
- Saint Elizabeth, College of 12
- St. Joseph University 53
- St. Joseph's Convent Girls High School 40
- St. Lawrence University 4
- St. Louis, City of, Office of Manpower Planning 17
- St. Louis Symphony Society 31
- St. Mary Center for Learning 11
- St. Paul Civic Philharmonic Society 31
- St. Paul Opera Association 31
- Salk Institute for Biological Studies 58
- Salzburg Seminar in American Studies 54
- San Antonio Abad National University 48
- San Augustin, National University of 48
- San Diego County, California 14
- San Diego Opera 31
- San Francisco Art Institute 34
- San Francisco Development Fund 21, 22, 25
- San Francisco Opera Association 31
- San Marcos, National University of 48
- Sangamon State University 4, 23
- Santa Clara County Board of Education 10
- Santa Fe, College of 5
- Santo Tomás, University of 41
- São Paulo, University of 44
- Sardar Patel Institute of Economics and Social Research 37, 38
- Sathirakoses-Nagapradipa Foundation 42
- School of American Ballet 33
- School of Planning and Architecture Society 38
- Science Center Berlin 56
- Sciences, University of 40
- Scientific Manpower Commission 7, 8
- Scientific and Technical Research Council of Turkey 53
- Seattle Housing Development 21
- Seattle, Municipality of Metropolitan 14
- Seattle Opera Association 31
- Seattle Repertory Theatre 32
- Secretariat of Natural Resources 46
- Seven Springs Farm Center 12
- †Shaw University 25
- Siam Society 42
- *Sierra Club 3
- Sierra Club Legal Defense Fund 16
- Silpakorn University 41, 42
- Sind, Government of 40
- Sind, University of 40
- *Singapore, University of 42
- *Faculty of Engineering 42
- Skowhegan School of Painting and Sculpture 34
- Smith University, Johnson C. 5
- Smithsonian Institution 23
- Social Science Association of Thailand 42
- Social Science Research Council 8, 9, 42, 43, 48, 49, 52, 57
- Society for the Dissemination of Greek Music 32
- Society for Japanese Studies 42
- *Society of Jesus 33
- Society for the Preservation of New England Antiquities 33
- South African Institute of Race Relations 52
- South Carolina, University of 4, 12
- South East Alabama Self-Help Association 17
- South East Community Organization 17, 20, 25
- Southeast Asian Ministers of Education Organization 42
- †Southeast Development, Inc. 25
- Southeastern Academy of Theatre and Music 34
- Southern California Center for Law in the Public Interest 16, 16
- Southern California Conference on International Studies 56
- Southern California, University of 10, 20
- †Southern Cooperative Development Fund 26
- †Southern Development Foundation 18, 20
- Southern Education Foundation 6
- Southern Growth Policies Board 24
- Southern Illinois University 34
- Southern Regional Council 11, 11, 18, 19, 24
- Southwest Center for Urban Research 24
- †Spanish Speaking Unity Council 18, 20, 25
- *Spelman College 5
- Springfield Theatre Arts Association 32
- Sri Nakharinwirot University 42
- Stanford University 2, 2, 7, 9, 10, 12, 14, 23, 28, 30, 36, 42, 43, 43, 48, 54, 56
- State Legislative Leaders Foundation 24, 27
- State Technical University 47
- State University of; *see distinctive name*
- Stockholm, University of 57
- Strathclyde, University of 58
- Study Group of Trainers, Directors, and Personnel Chiefs 52
- Suburban Action Institute 21
- Sudan, Government of 53
- Sussex, University of 4, 54
- Swarthmore College 4
- Syiah Kuala University 39
- Syracuse University 10, 20, 23, 34
- *Maxwell School of Citizenship and Public Affairs 10
- Syracuse University Research Corporation 12
- Systems Research Institute 37, 38
- Talladega College 5
- Tamil Nadu Agricultural University 38
- Tanzania, Government of 50
- Task Force on Children Out of School 24
- Tel Aviv University 55, 57
- Temple University 34
- Tenant Affairs Board 18, 21
- Tennessee, University of 26, 56
- Texas Southern University 23, 34
- Texas, University of 2, 2, 22, 34, 55, 58
- Thailand, Government of 42
- Thammasat University 42
- Theatre Communications Group 32

- *Thessaloniki, University of 34
†Third Press, The 25
Tokyo, University of 58
Toledo Museum of Art 33
Toronto, University of 57
Town Affiliation Association of the United States 49, 52
Trade Policy Research Center 55, 55
†Trans-Bay Engineers & Builders 25
Transnational Family Research Institute 57
Travel Program for Foreign Diplomats 59
Traveler's Aid International Social Service of America 20, 24
Triangle Association of Colleges 6
Trilateral Commission 55
Triveni Art Society 38
Trondheim, University of 58
Trust for Public Land 16
Tufts College 48
Tulane University 57
Tunis, University of 52
Tunisia, Republic of 52
Turkish Management Association 53
Tuskegee Institute 5, 5, 6
- UNESCO *see* United Nations Educational, Scientific and Cultural Organization
Ubolrajatani Province 42
Union Artists 52
United Birmingham Hospitals 58
United Church of Christ 20
Union for Experimenting Colleges and Universities 4, 5
United Foundation 59
United Mexican States 48
*United Nations 36
United Nations Association of U.S.A. 55
United Nations Educational, Scientific and Cultural Organization 38, 54
National Commission of the Philippines 41
United Nations Social Defense Research Institute 22
United Negro College Fund 5
United Neighborhood Houses of New York 21, 24
United States Capitol Historical Society 59
United States Government
*Department of Health, Education and Welfare 4
*Department of Housing and Urban Development 25
Department of State 55
*Environmental Protection Agency 16
*Federal Bureau of Investigation 27
*Federal Communications Commission 26, 28, 30
Library of Congress 35
Smithsonian Institution 23
United States—South Africa Leader Exchange Program 52
University of; *see distinctive name*
University Council for Educational Administration 11
University Foundation for Endocrinology and Fertility 44
University Grants Commission 37
*University Without Walls 5
Uppsala, University of 58
Urban Institute 2, 2, 14, 18, 24, 28
*Cable Television Information Center 28
†Urban National Corp. 26
Urban Planning Institute of Slovenia 56
Urdu Development Board 40
Utah, University of 34
- Valle, University of (Colombia) 47, 48
Valley, University of the (Guatemala) 46
Van Hanh University 38
Vanderbilt University 4, 6, 9, 24, 26, 28, 30
Venezuela, Republic of 48
Vera Institute of Justice 22
Vermont, University of 5
Vicos, Federal University of 44
†Vic-Way Broadcasting Corp. 26
Vienna Institute for Comparative Economic Studies 57, 57
- Vietnam, Government of 38
Vietnamese Chapter of International Pen Club 38
Virginia Polytechnic Institute 2
Visual Arts Center of Alaska 34
Voter Education Project 23
- *WETA (Washington, D.C.) 28
WGBH Educational Foundation 28
*WNET (New York) 27, 28
Wadsworth Atheneum 33
Wake Forest College 57
Walters Art Gallery 33
Warren Legal Training Program, Inc., Earl 18
Warwick, University of 55
Washington Center for Metropolitan Studies 24
Washington Drama Society 32
Washington, State of, Department of Social and Health Services 17
Washington University 14, 15, 20, 34, 58
Washington, University of 5, 14, 15, 42, 56, 57, 58
*Office of Environmental Mediation 15
*Water Technology Center 37
Watts Labor Community Action Committee 18
Wayne County Federated Library System 59
Wayne State University 13, 58
*Webster College 11
*Weizmann Institute of Science 59
Wellesley College 5, 54
West Bengal, Government of 38
West Indies, University of the 46
*Institute of Social and Economic Research 46, 46
West Mt. Airy Neighbors 21
West Pakistan, Government of 40
West Pakistan Institute of Management 40
Westchester Residential Opportunities 21
Western Michigan University 34
Western Ontario, University of 56, 58
Western Opera Theater 31
Wider Opportunities for Women, Inc. 17, 18
Wilberforce University 5, 5, 6
Williams College 7
Wilson College, Warren 6
Wilson International Center for Scholars, Woodrow 2
Wilson National Fellowship Foundation, Woodrow 7, 8
Windsor, University of 57
Winston-Salem State University 5
Wintherthur Museum, Henry Francis du Pont 33
Wisconsin, University of 5, 7, 9, 11, 23, 39, 42, 49, 52, 54, 55, 56, 58, 59
*Center for Development 55
*Witherspoon Development Corp. 26
Woman's Hospital 48
Women's Action Alliance 20
Women's Law Fund 20
Women's Law Project 20, 23
Women's Resource Center 59
†Woodlawn Community Development Corporation 25
Woodlawn Organization (The) 18
Wooster Group, The 32
Worcester Art Museum 33, 34
Worcester Foundation for Experimental Biology 58
Worcester Polytechnic Institute 5
Work in America Institute 20, 23
World University Service in Canada 43
- Xavier Labour Relations Institute 38
Xavier University 5
- Yale University 2, 2, 4, 6, 9, 14, 17, 18, 34, 41, 42, 48, 56, 57
Yaoude, University of 51, 54
Young Filmmaker's Foundation 34
- Zaire, National University of 52
Zambia, University of 50
†Zion Investment Associates 25
Zion Non-Profit Charitable Trust 18

PHOTOGRAPHS *Where no credit is listed, photographs were obtained from the institution mentioned in the caption.* 3—Graduate School of Public Policy (Tom F. Walters); 12—Larry Smith for Black Star; 15—Allen Green/Visual Departures; 19—Ford Foundation (Tyronne Dukes); 21—Puerto Rican Legal Defense and Education Fund (Todd Weinstein); 45—John Littlewood.

