

THE FORD FOUNDATION ANNUAL REPORT

ff 1961



# THE FORD FOUNDATION

“...to advance human welfare”

Founded in 1936 by Henry Ford and Edsel Ford

ANNUAL REPORT—OCTOBER 1, 1960 TO SEPTEMBER 30, 1961

Library of Congress Card Number 52-43167



*The Ford Foundation is a private, nonprofit corporation established in 1936 by Henry and Edsel Ford. Its purpose is to serve the public welfare. It seeks to strengthen American society by identifying problems of national importance and by underwriting efforts—mainly of an educational nature—toward their solution.*

*The Foundation itself does not generally engage in research, teaching, or other direct operations. It pursues its objectives as a philanthropy through grants to other nonprofit organizations.*

*Including the fiscal year 1961, the Foundation has given \$1.5 billion to some 4,850 institutions and organizations. Directly, or through other organizations, these funds have also financed about 23,000 individual fellowships. The recipients of Foundation grants have been located in all fifty states, the District of Columbia, and fifty-seven foreign countries. All but \$37 million of the total funds granted by the Foundation has been given since 1950, when the Foundation became a nationwide philanthropy. During the fifteen preceding years, it gave its funds largely to Michigan charitable and educational institutions.*

*About 90 per cent of the Foundation's grants have gone to institutions in the United States—principally colleges, universities, schools, and educational organizations.*



# Contents

	Text	Financial	Photographs
<b>The President's Review</b>	11		
<b>Program Reviews</b>			
Education in the United States	15	116	22
International Training and Research	20	120	26
Humanities and the Arts	34	124	28
Science and Engineering	37	127	42
Public Affairs	39	129	41
Urban and Regional Problems	53	132	44
Youth Development	55	133	50
Economic Development and Administration	58	136	48
Problems of the Aging	61	141	46
International Affairs	62	142	64
Overseas Development	73	147	66
<b>Fellowships</b>	81		
<b>Financial Statements</b>	89		
<b>Index</b>	170		

# THE FORD FOUNDATION

477 Madison Avenue, New York 22, New York

## Board of Trustees

**JOHN J. McCLOY**, Chairman of the Board  
*Counsel, Milbank, Tweed, Hope & Hadley, New York, New York*

**DONALD K. DAVID**, Vice Chairman of the Board  
*Chairman, Committee for Economic Development, New York, New York*

**STEPHEN D. BECHTEL**  
*Chairman of the Board, Bechtel Corporation, San Francisco, California*

**EUGENE R. BLACK**  
*President, International Bank for Reconstruction and Development, Washington, D. C.*

**JOHN COWLES**  
*President, Minneapolis Star and Tribune Company, Minneapolis, Minnesota*

**MARK F. ETHRIDGE**  
*Chairman of the Board, The Courier-Journal, Louisville, Kentucky*

**BENSON FORD**  
*Vice President, Ford Motor Company, Dearborn, Michigan*

**HENRY FORD II**  
*Chairman of the Board, Ford Motor Company, Dearborn, Michigan*

**LAURENCE M. GOULD**  
*President, Carleton College, Northfield, Minnesota*

**HENRY T. HEALD**  
*President, The Ford Foundation, New York, New York*

**ROY E. LARSEN**  
*Chairman, Executive Committee, Time Inc., New York, New York*

**J. IRWIN MILLER**  
*Chairman of the Board, Cummins Engine Company, Columbus, Indiana*

**JULIUS A. STRATTON**  
*President, Massachusetts Institute of Technology, Cambridge, Massachusetts*

**BETHUEL M. WEBSTER**  
*Partner, Webster Sheffield Fleischmann Hitchcock & Chrystie, New York, New York*

**CHARLES E. WYZANSKI, JR.**  
*Judge, United States District Court, Boston, Massachusetts*

*Executive Committee*

JOHN J. McCLOY, *Chairman*  
JOHN COWLES  
DONALD K. DAVID  
MARK F. ETHRIDGE  
LAURENCE M. GOULD  
HENRY T. HEALD  
ROY E. LARSEN  
JULIUS A. STRATTON  
CHARLES E. WYZANSKI, JR.

*Finance Committee*

EUGENE R. BLACK, *Chairman*  
STEPHEN D. BECHTEL  
DONALD K. DAVID  
HENRY T. HEALD  
JOHN J. McCLOY  
BETHUEL M. WEBSTER

## Officers

HENRY T. HEALD, *President*  
DYKE BROWN, *Vice President*  
\*THOMAS H. CARROLL, *Vice President*  
CLARENCE H. FAUST, *Vice President*  
F. F. HILL, *Vice President*  
WILLIAM McPEAK, *Vice President*  
JAMES M. NICELY, *Vice President and Treasurer*  
JOSEPH M. McDANIEL, JR., *Secretary*  
HARVEY B. MATTHEWS, JR., *Assistant to the President*

\*Resigned

# Program Staff

## Education

Alvin C. Eurich, *executive director*  
James W. Armsey, *director, special program*  
Philip H. Coombs, *program director\**  
G. H. Griffiths, *associate program director*  
Lester W. Nelson, *associate program director*  
Elizabeth Paschal, *associate program director*  
John J. Scanlon, *program associate*  
Sidney G. Tickton, *program associate*  
Paul Woodring, *program associate*  
Ronald Gross, *program assistant*  
Arnold J. Kuesel, *program assistant*  
Renata von Stoephasius, *program assistant*

## International Training and Research

John B. Howard, *program director*  
John Scott Everton, *associate program director\**  
Melvin J. Fox, *associate program director*  
Cleon O. Swayzee, *associate program director*  
A. Doak Barnett, *program associate\**  
George M. Beckmann, *program associate*  
Clarence E. Thurber, *program associate*  
James F. Tierney, *program associate*  
Maurice Harari, *program assistant*  
Dorothy E. Soderlund, *program assistant*

## Humanities and the Arts

W. McNeil Lowry, *program director*  
Edward F. D'Arms, *associate program director*  
Alan Pryce-Jones, *program associate*  
Gertrude S. Hooker, *program assistant*  
Gabrielle Summerville, *program assistant\**  
Marcia A. Thompson, *program assistant*

## Science and Engineering

Carl W. Borgmann, *program director*  
Paul B. Pearson, *program associate*  
DeForest L. Trautman, *program associate*  
Thomas E. Cooney, *program assistant*

## Public Affairs

Paul N. Ylvisaker, *program director*  
Richard W. Boone, *program associate*  
Matthew J. Cullen, Jr., *program associate*  
David R. Hunter, *program associate*  
William Pincus, *program associate*  
Henry Saltzman, *program associate*  
Jane E. Hinchcliffe, *program assistant*

## Economic Development and Administration

Kermit Gordon, *program director\**  
Oscar Harkavy, *acting program director*  
Victor R. Fuchs, *program associate*  
Donald W. O'Connell, *program associate*  
Stacey H. Widdicombe, Jr., *program associate*  
Mariam K. Chamberlain, *program assistant\**

## International Affairs

Shepard Stone, *program director*  
Waldemar A. Nielsen, *associate program director\**  
Joseph E. Slater, *associate program director*  
Stanley T. Gordon, *program associate*  
David Heaps, *program associate*

## Overseas Development

### South and Southeast Asia

George F. Gant, *program director*  
J. Wayne Fredericks, *associate program director\**  
Michael S. Harris, *associate program director*  
Robert E. Culbertson, *program associate\**  
Charles P. McVicker, Jr., *program associate*  
John A. Quinn, *program associate*  
Harry E. Wilhelm, *program associate*  
Richard W. Dye, *program assistant*

### Burma

Walter A. Rudlin, *representative*

# Administrative Staff

## *India*

Douglas Ensminger, *representative*  
James T. Ivy, *assistant representative*  
Artur Isenberg, *assistant to representative*  
Jean Joyce, *assistant to representative\**

## *Indonesia*

Frank J. Miller, *representative*  
John J. Bresnan, *assistant representative*  
William I. Lightfoot, *assistant representative*

## *Pakistan*

Harry L. Case, *representative*  
Donald C. Lelong, *assistant representative*  
Wagn A. Mogensen, *assistant to representative*

## **Near East and Africa**

F. Champion Ward, *program director*  
Harvey P. Hall, *program associate*  
David W. MacEachron, *program associate*  
Francis X. Sutton, *program associate*  
Therese E. Nadeau, *program assistant*

## *Iran*

Howard Bertsch, *representative\**  
Rey M. Hill, *representative*

## *Lebanon—Jordan—Iraq*

W. Hugh Walker, *representative*

## *Turkey*

Eugene P. Northrop, *representative*

## *United Arab Republic*

John F. Hilliard, *representative*  
Robert E. Rutherford, *assistant representative*

## *Nigeria and Ghana*

J. Donald Kingsley, *representative*  
William K. Shaughnessy, *deputy representative*  
Ulric St. Clair Haynes, Jr., *assistant to representative*

## **Latin America and the Caribbean Area**

James L. Morrill, *program director*  
Alfred C. Wolf, *program director\**  
Verne S. Atwater, *associate program director*  
Robert S. Wickham, *program associate*

## Secretary's Office

Robert C. Schmid, *assistant secretary  
and director of administration*  
William H. Nims, *assistant secretary*  
Richard S. Reed, *assistant director of administration*  
Evelyn C. Bush, *program assistant*  
Robert W. Chandler, *program assistant*  
Eugene S. Stedman, *manager of general services*  
Clifford R. Johnson, *librarian*

## Treasurer's Office

William R. Biggs, *investment adviser*  
Richard W. Lambourne, *investment counsel\**

Kenneth J. Thornhill, *assistant treasurer \**  
John E. Granger, *investment analyst*  
Thomas H. Lenagh, *investment analyst*  
John S. Wilson, *investment analyst*  
Norman W. MacLeod, *assistant to treasurer*  
Louise E. Erckert, *program assistant*

Stanley W. Gregory, *comptroller*  
John V. McDermott, *senior administrative accountant*  
Paul T. Renza, *chief accountant*  
Lawrence R. Cantwell, *budget accountant*

## Office of Reports

Richard Magat, *director*  
Walter E. Ashley, *writer*  
Willard J. Hertz, *writer*  
Terrance Keenan, *writer*  
Lilian D. Plante, *program assistant*

\*Resigned. Other listings are as of November 1, 1961.





# The President's Review

Entering its second decade as a national philanthropy, the Ford Foundation this year laid the groundwork for further expansion of its program activity. The Special Program in Education, started last year, was extended to private liberal-arts colleges when the Board of Trustees agreed to make available \$100 million for general-support grants to selected institutions over the next two years. The Overseas Development program received increased appropriations to intensify its efforts in the less-developed countries of the world.

The Foundation, meanwhile, maintained its regular and special programs. These included projects varying from an airborne-television experiment in the American Midwest to a development plan for India's largest city, Calcutta.

With its primary interest still in education, the Foundation continued programs to advance the interaction of the elementary school, the secondary school, the college, and the university as an educational sequence designed, not for administrative convenience, but for the maximum development of young minds. The basic concept here is that continuing, cumulative learning is more important than rigid compartmentalization.

The Special Program in Education is being extended to liberal-arts colleges because of the importance of the liberal arts—the humanities, natural sciences, and social sciences—in cultivating the thoughtful leadership and independent opinion essential in a free society. Support will be confined to a limited number of four-year private colleges not part of a university.

The Foundation does not draw a narrow definition of the important fields that need increased numbers of competent and talented men and women. Thus in 1961, while maintaining high levels of support for training and research in engineering, economics, and international studies, the Foundation made a major grant for the advancement of humanistic scholarship.

It also encouraged new arrangements to rekindle community spirit and cooperation in depressed neighborhoods of large cities, and assisted promising ideas, leading institutions, and the development of talent in business administration, the arts, public affairs, youth development, and problems of the aging.

In addition to the regular level of support for technical assistance and for development of educational institutions in Asia, Africa, the Near East, and Latin America and the Caribbean area, the Foundation maintained its program efforts to advance generally intellectual leadership and economic and political cooperation abroad.

The Report that follows covers principally the new actions taken by the Foundation in the fiscal year ended September 30, 1961. It consists of two parts: a description of the year's major activities, given in the white pages, and a financial accounting of all actions, given in the gray pages.

In fiscal 1961, the Foundation made new program commitments—mainly grants and appropriations for future grants—totaling \$155.7 million. Actual grants approved and expenditures on projects administered by the Foundation totaled \$147.4 million. Administrative expenses totaled \$5.3 million. The Foundation's income was \$130.5 million. Thus, the Foundation again made new commitments in excess of its income, and the total invasion of capital for grants, projects, expenses, and commitments since the establishment of the Foundation increased to \$472.5 million.

The Foundation shared with the nation the loss of H. Rowan Gaither, Jr., who died on April 7, 1961. He had been, successively, chairman of the Study Committee for the Foundation's expansion into national activities; president; chairman of the Board of Trustees; and until his death, a member of the Board. Besides his role in philanthropy, Mr. Gaither's life was marked by several other instances of important public service.

In accordance with the Foundation's rules for retirement, James B. Black this year retired after five years of devoted service as a trustee.

Vacancies on the Board of Trustees, created by the resignation of Mr. Black and the deaths of James F. Brownlee in 1960 and Mr. Gaither, were filled by the election of Stephen D. Bechtel, J. Irwin Miller, and Bethuel M. Webster.

James M. Nicely assumed the duties of a vice president and of treasurer.

*Henry T. Heald*

# Program Reviews

## Education in the United States

Besides the educational component in all Ford Foundation fields of interest, the Foundation conducts a grant-making program specifically in education. Its aims are to strengthen the institutional framework of American education at all levels and to improve the quality of teaching and curriculum. Assistance this year centered on efforts to improve the preparation of school and college teachers, to strengthen educational management and development, and to further educational television for both community and classroom purposes. The program's staff also joined the staff of the Public Affairs program in expanding a program (reviewed on page 55) dealing with the problems of young people in the blighted "gray areas" of large cities.

### *Special Program in Education*

A new dimension—the private liberal-arts college—was added to the Foundation's Special Program to advance the development of selected institutions of higher education as regional and national centers of excellence. The Foundation's trustees agreed to make available up to \$100 million over the next two years for unrestricted grants to selected, private, four-year, liberal-arts colleges that are not part of a university. An initial series of grants totaling \$13.6 million was made to eight institutions as follows: \$2 million each to Carleton, Grinnell, Swarthmore, Wabash, and Wellesley Colleges; \$1.4 million to Reed College; \$1.2 million to Goucher College; and \$1 million to Hofstra College.

In addition, Brown University became the sixth university in the Special Program with a grant of \$7.5 million. The Program began in 1960 with grants of \$46 million to five universities—Johns Hopkins, Stanford, and Vanderbilt Universities, and the Universities of Denver and Notre Dame.

The Special Program in Education is not an effort to rate the relative merit of universities or colleges or to reward past achievement. Its objective is to build on excellence and realistic aspirations in a group of institutions with differing backgrounds, geographic locations, and plans for the future. Other universities and colleges will be added as their programs for future development mature.

Grants under the Special Program, while tailored to the specific needs and circumstances of each recipient institution, share three common features. First, the grants are designed to strengthen a college's or

university's total achievement—its academic standards and administrative effectiveness. Second, they may be used in any way that their recipients decide will best advance their long-range plans and goals. Finally, the grants are intended, through matching requirements, to help the institutions broaden the base for their continuing financial support from alumni, business and industry, and other donors.

In extending the Special Program to private four-year colleges, the Foundation aims to strengthen regional contributions to excellence in liberal education. Criteria for inclusion in the college part of the program include: a private support structure; independent administrative and legal control; strategic regional importance; strong constituency participation and support; strong trustee and presidential leadership; a tradition of scholarship; and a well-developed plan for the improvement of liberal education.

Under the initial college grants, the eight recipients must raise a total of \$33.2 million in matching funds from other private sources over the next three years to receive the full \$13.6 million from the Foundation. Carleton, Swarthmore, and Wellesley are required to raise three dollars for each dollar of their grants; the others must match their grants on a two-for-one basis. To help the colleges with immediate developmental needs, first payments of \$3,526,000 were scheduled to be made by early 1962. Most of the recipients are using part of these funds to raise faculty salaries and increase student scholarship and other aid. Other educational objectives for the 1960s include increased independent study and research by students, curriculum and course revisions, and more experimentation with teaching methods and arrangements.

Brown must match its \$7.5 million grant on a two-for-one basis—that is, by \$15 million—over a three-year period. The Foundation scheduled a first payment of \$1,890,000 for November, 1961, to help the University meet such immediate needs as library construction and additional research stipends and fellowships in the humanities. Under its developmental program for the next decade, Brown expects, for example, to double its graduate enrollment, establish ten university professorships, increase faculty salaries, and initiate additional scholarly and scientific programs.

Since the start of the Special Program in Education in September, 1960, the Foundation has granted \$67.1 million, which, upon fulfillment of matching requirements of \$165.2 million, will have brought a total of \$232.3 million in new funds to the participating institutions.

*Fund for the  
Advancement  
of Education*

The Foundation granted \$2 million to the Fund for the Advancement of Education to support its activities through April, 1962. The Fund was established by the Foundation in 1951 as an independent organization to support experiments on the complex problems and challenges faced by American schools and colleges. The new grant supplements earlier grants totaling \$57.8 million.

Although the Fund operates independently under its own board of directors, its activities since 1957 have been closely coordinated with the Foundation's Education program, and the same staff serves both organizations. Many of the educational innovations developed and tested under Fund grants have been subsequently expanded into nationwide programs with Foundation support. The Fund, for example, financed the pilot projects in improved preparation of schoolteachers that led to the major program described below.

The Fund is now concentrating on these educational problems: improvements in high-school and college curricula; improvements in the preparation of teachers at all levels; better utilization of educational resources; communication of educational developments to laymen and educators; and improvement of small and rural schools.

*Teacher Education*

The Foundation granted \$3,027,500 for experimental programs in the preparation of elementary- and secondary-school teachers at seven colleges and universities, bringing to \$22.2 million the total it has granted for this purpose since 1959.

The programs, which now involve thirty-eight institutions of higher education, seek to achieve a breakthrough in the training of teachers by stressing liberal education and mastery of subject fields. Professional courses are coordinated with paid internships in nearby schools to give trainees extended teaching experience under close supervision. The schools also cooperate in trying out such new teaching arrangements and methods as teaching teams, variations in class size and schedules, and televised instruction.

Among the 1961 actions, \$1,844,000 was granted for a five-year cooperative experiment involving four universities in New York State—Buffalo, Cornell, Rochester, and Syracuse. Each of the participants will introduce a new pattern of education for secondary-school teachers, and the patterns will then be studied comparatively as the basis for improvements for the entire state. The universities will also test the

advantages of preparing school administrators through an intensive one-year program combining a professional seminar with a full-time internship in a public-school system.

The other grants this year were made to Emory University, the University of Maine, and Reed College for five-year programs in teacher education leading to the master's degree.

The Foundation also granted a total of \$2,429,000 to twelve universities, listed on page 117, for programs to recruit and prepare outstanding students for college-teaching careers. The grants are part of a national experiment, initiated last year with grants to fourteen universities, to help offset a critical shortage of qualified young teachers to meet climbing college enrollments.

The programs are designed to strengthen the master's degree—the level of preparation with which most college teachers enter the profession—and to accelerate progress toward the doctorate. Covering the final two undergraduate years and the first year of graduate study, they share these common elements: early identification and recruitment of outstanding students; a planned sequence of courses and seminars; emphasis on independent research and writing; completion of language requirements for the Ph.D. and substantial preparation for the Ph.D. qualifying examinations; supervised teaching of undergraduate courses; and seminars on the professional problems of college teaching.

The Foundation's grants will be used mainly to plan and administer the programs and to release faculty time for guiding students' reading, research, and teaching experiences.

*Educational  
Management  
and Development*

Grants were made to two national organizations—one American and one Canadian—for activities to strengthen management and development in education.

In the United States, the Council for the Advancement of Small Colleges expanded its program of comparative student testing in its sixty member institutions. All incoming freshmen were tested and their scores compared with those of their counterparts in 1957, the first year of the program, to measure the effect of changes in admissions standards and to define areas for further strengthening. The Canadian Conference on Education received partial support for its second annual meeting to be held in February, 1962, in cooperation with sixty-five other educators' and citizens' organizations.



## *Educational Television*

The Midwest Program on Airborne Television Instruction, an experiment for which Foundation grants reached a total of \$6 million in 1961, went on the air in the spring. Fourteen tape-recorded demonstration courses were telecast from an aircraft circling over north-central Indiana to schools and colleges within a 200-mile radius in Illinois, Indiana, Kentucky, Michigan, Ohio, and Wisconsin. Designed to bring superior teaching to more students, the Midwest Program started its first full academic year of airborne telecasts in September.

For other experiments in classroom television, the Foundation granted a total of \$518,196 to seventeen local and state school systems participating in the National Program in the Use of Television in the Public Schools, now in its fifth year. Recipients are listed on page 119. The National Program has demonstrated that with adequate preparation and coordination, televised instruction can equal or surpass conventional methods and can make new resources and superior teaching available to more students.

The Foundation appropriated \$450,000 to finance the final year of the National Program and to help improve televised instruction generally in the 7,500 elementary and secondary schools now using the medium. Grants will be made for such purposes as the release of selected teachers from their regular duties to serve as television consultants, the training of classroom teachers in the effective use of televised lessons as part of total instruction, and the preparation of a manual and bibliography of available audio-visual materials for television teachers.

Other actions this year to advance instructional television included a grant to the Southern Regional Education Board for its regional network covering sixteen states. Grants were also made in eight individual states—California, Florida, Illinois, Nebraska, New York, North Dakota, Texas, and Vermont—to help activate noncommercial channels, develop state networks, or support instructional programming.

In the field of community television, the Foundation made a grant of \$2 million to help activate the first educational-television station in the New York metropolitan area. Because of the area's cultural and intellectual resources, the absence of such a station has long been considered one of the greatest deficiencies in the nation's growing family of ETV outlets. The grant will aid Educational Television for the Metropolitan Area, Inc., a nonprofit organization, in buying an existing commercial station, WNTA-TV, and was made subject to the approval of the purchase by the Federal Communications Commission.

The station will work closely with the National Educational Television and Radio Center, also located in New York City, in distributing program material to other noncommercial educational-television stations by means of videotape. In 1959, the Foundation granted the Center \$2,706,000 to purchase tape and tape-recording equipment for itself and forty-two affiliated stations. This year the Foundation granted an additional \$1,882,000 mainly to provide similar equipment for the next twenty-five affiliates that go on the air before December 31, 1962. In past years, the Center also received Foundation grants totaling \$12.1 million for general support and the exchange of educational and cultural programs with other countries.

A complete list of 1961 grants in the Education program begins on page 116; projects, page 162; and appropriations, page 166.

## International Training and Research

American universities were challenged to expand and diversify their international interests and contributions in a report published this year by the Committee on the University and World Affairs, an independent group whose study was financed by the Foundation. The Committee included three university presidents, a cabinet officer, a United States senator, the presidents of two major foundations, and two prominent businessmen. Its report, *The University and World Affairs*, proposed a series of measures by universities, government, and foundations to broaden American competence in international matters and to help developing countries strengthen their educational systems. Following up one proposal, the Foundation appointed a committee of educators to plan a new agency to strengthen education in world affairs.

### *University and College Programs*

Expanding a program initiated in 1960, the Foundation made major long-term grants totaling \$20,765,000 to nine universities to help them build non-Western and other international studies into their permanent academic programs. The recipients were Indiana, Northwestern, Princeton, and Yale Universities and the Universities of Chicago, Michigan, Notre Dame, Pennsylvania, and Washington. Last year's grants, totaling \$15.1 million, went to Columbia and Harvard Universities and the University of California.

The grants are designed to put studies dealing with Asia, Africa, the Near East, the Soviet Union, and East Europe on a competitive footing with other subject-matter fields. Other Foundation grants for non-Western studies are intended mainly for specific experimental or developmental purposes. The long-term grants, in contrast, provide support for up to ten years and may be used at the universities' own discretion for comprehensive development of their international interests.

Of the nine new actions, a \$5.4 million grant was made to the University of Chicago, whose faculty has long had major international interests and whose library holdings on non-Western areas are among the most extensive in the country. Most of the funds will be applied over ten years to the University's South and Southeast Asian, Russian and Slavic, and Far Eastern programs. The rest will provide five-year support to other international studies, including comparative education and law, African and Near Eastern research, and language teaching.

Michigan was granted \$3 million, mostly for ten-year support of its programs on China, Japan, and the Near and Middle East. The rest will aid for five years the Center for Research on Conflict Resolution, which deals with such problems as arms control and the psychology of nationalism, and studies on Russia, South and Southeast Asia, economic development, and international law and business problems.

A \$3 million grant will help Yale implement a comprehensive ten-year plan for the development of its international studies. The greater part will be used to expand Yale's three major area programs—Russia, East Asia, and Southeast Asia. The rest will assist the development of interests in international relations, international legal studies, Africa, and Latin America.


Princeton received \$2.5 million toward a ten-year expansion of several international activities. These include Near East and Asian studies; interdisciplinary studies in the social sciences and humanities dealing with Latin America, Africa, the Soviet Union, and East Europe; and research by the Center of International Studies on major problems of foreign policy.

Indiana was granted \$2.3 million to provide ten-year support for its Russian, East European, and Asian studies, and five-year support for its program in international relations and other international studies. Indiana's interests embrace elementary, secondary, and higher education throughout the state as well as its own academic programs.

*text continues on page 32*



## Education in the United States

Representatives of sixty colleges participate in the fifth annual summer workshop of the Council for the Advancement of Small Colleges, held in the Maine State Capitol. Founded in 1956 to help nonaccredited private colleges raise their academic standards and strengthen their financial resources, the Council received a Foundation grant in 1961 to expand and evaluate a program of comparative student testing in its member institutions. Four regional institutes were held to analyze testing results. All incoming freshmen were tested and their scores compared with those of their counterparts in 1957, the first year of the program, to measure changes in admissions standards.





College teaching is the career objective of Karen Ordahl, a senior majoring in history at the University of Missouri. Miss Ordahl is taking part in one of twenty-six experimental programs supported by the Ford Foundation to recruit and train able students for college teaching. With the program's emphasis on independent study and research, she spends hours working in the stacks of the University library—a privilege usually reserved for faculty members and graduate students. Below, she reviews a research paper with Dr. Roderick McGrew, associate professor of history, and discusses it with her classmates in a seminar.



Weather, machines, geology, fire, animals, and conservation are among the subjects being brought through the medium of television into this classroom at the Gavin H. Cochran Elementary School in Louisville. The teacher, John W. Burns, a veteran of Detroit educational television, is one of the faculty members of the Midwest Program on Airborne Television Instruction (MPATI), an experiment supported by \$6 million in Foundation grants. In MPATI's initial programming last spring, Burns' course, "Exploring With Science," and thirteen other courses were telecast from an aircraft flying over north-central Indiana to schools and colleges within a 200-mile radius in Illinois, Indiana, Kentucky, Michigan, Ohio, and Wisconsin.





Cooperative ventures by member institutions of the Associated Colleges of the Midwest include a program in which outstanding undergraduates study and work as technicians at Argonne National Laboratory, near Chicago. Above left, students from Lawrence and Monmouth Colleges discuss a problem in organic chemistry. Right, Norman Jesse, from Ripon College, works with Dr. Sol Wexler, Argonne physicist. Below is Dr. Garrett Thiessen, chemistry professor at Monmouth, who, in another phase of the program, is teaching and doing research at Argonne. Associated Colleges of the Midwest was organized by ten liberal-arts institutions with the aid of a Foundation grant to strengthen jointly their educational and administrative resources.



## International Training and Research


Ingots of copper, one of the chief resources of Portuguese Africa, are unloaded for export at a seaport in Angola. Western knowledge of Portuguese Africa, the oldest overseas empire, is scant, and a major history of the area is being completed by the Food Research Institute of Stanford University with the aid of a Foundation grant. The Institute, an important American center for economic research on Africa, is becoming a repository of scholarly materials on the Portuguese colonies. The study focuses on the economic and administrative history of Portuguese Africa since about 1870 and is directed by Professor R. J. Hammond.






Asian seminar (top) for faculty members of Haverford College is part of Foundation effort to introduce studies of Asia, Africa, and other non-Western areas into the undergraduate curricula of American liberal-arts colleges. Grants of nearly \$1 million are assisting such programs at some twenty colleges.

Seated in language laboratory at Texas Agricultural and Mechanical College, chemistry professor Robert B. Alexander and his family are taught Bengali. Alexander is now a consultant in East Pakistan. Grant to Texas A. and M. assists faculty training for overseas assignments.



## Humanities and the Arts

Penelope Gates (foreground), of South Portland, Maine, practices at the School of American Ballet, in New York. She is one of a number of talented young dancers from across the nation selected to receive training in New York or San Francisco, under a grant made by the Foundation to the Ballet Society. The School is directed by George Balanchine, one of the world's leading choreographers.



Symbols shown at right are colophons of six of the thirty-five university presses that have received grants to assist publication of works by scholars in the humanities and social sciences. The presses represented are, top to bottom: Indiana and Columbia Universities; the Universities of Kentucky, Pittsburgh, and Michigan; and Duke University. Begun in 1956, the university-presses program was extended three years in 1961 with a \$750,000 appropriation.



Actor James Gavin (in wheelchair, right) rehearses under the critical eye of director Alan Schneider in "Twinkling of an Eye," a comedy by Hamilton Wright and Guy Andros. Gavin is a veteran of varied roles in the theater, films, and television. A grant enabled the Actor's Workshop in San Francisco to hire him and nine other seasoned actors on guaranteed one-year contracts. Similar grants were made to three other professional residential theaters.


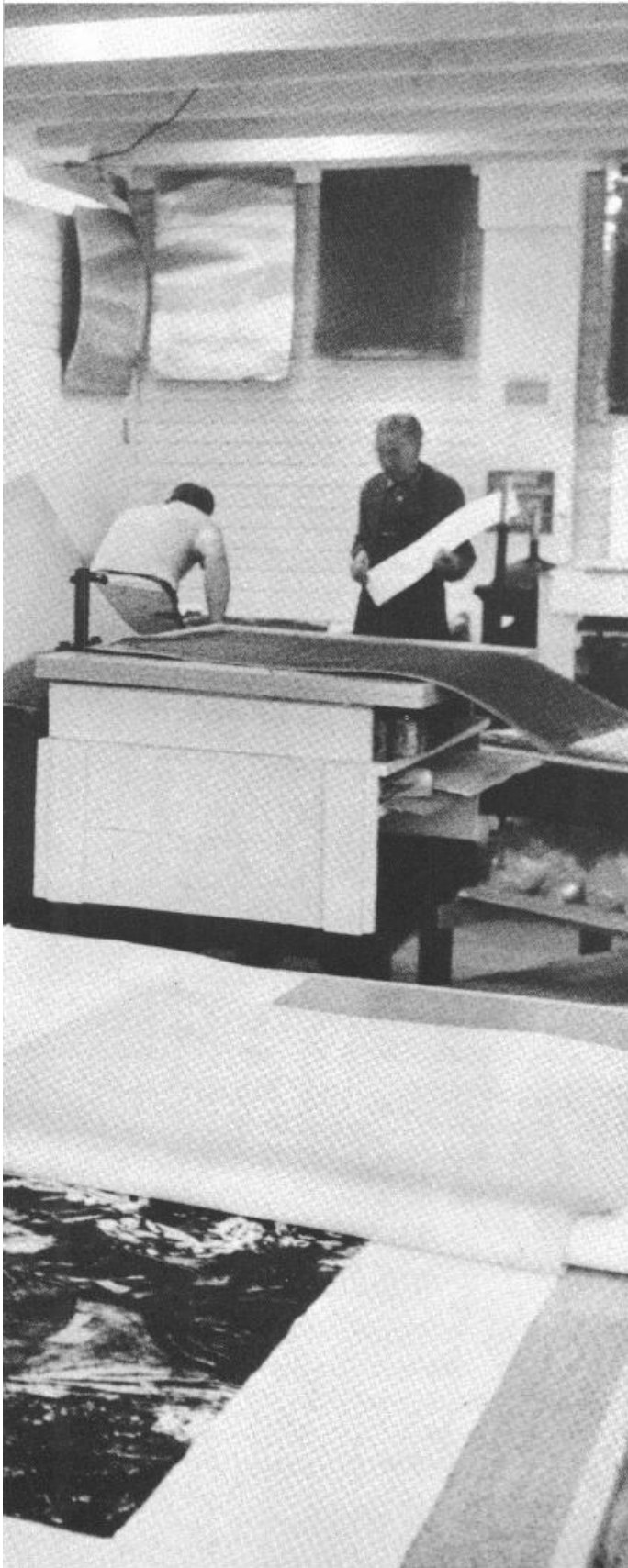




Craftsmen (right) at the Tamarind Lithography Workshop, Los Angeles, make preparations for reproducing prints. The Workshop has received Foundation assistance to preserve and develop the art of lithography. Artists experiment with new techniques, and European and American experts exchange skills. At far right, June Wayne, director of the Workshop, tests colors to be used in a lithograph. Bottom, a stone is inked before printing.

Below, sculptor Gabriel Kohn assembles one of his abstract works in laminated wood. He is one of the talented artists—including creative writers, playwrights, theater directors, musicians, painters, sculptors, ballet dancers, and others—who have received Foundation assistance to enable them to develop their creative abilities.







*continued from page 21*

The other grants provide long-term support mainly for foreign-area programs for which the recipient universities are noted, as follows: Washington, \$2 million, programs on China, Inner Asia, Japan, and the Soviet Union; Northwestern, \$1.3 million, African studies and the related social-science and humanities fields; Pennsylvania, \$1 million, South Asian studies; and Notre Dame, \$265,000, Soviet and East European studies.

*Languages and  
International Studies*

The Modern Language Association received a grant of \$1.3 million for expansion of its Center for Applied Linguistics, established in 1959 with an earlier grant. The Center has two objectives—to increase American competence in critical non-Western languages and to strengthen American assistance to Asian and African countries in developing the teaching of English. The Center serves as a national clearinghouse for information regarding personnel, teaching methods, and materials, and as an active liaison among government agencies, academic centers, and the language-teaching profession.

The new grant will enable the Center to double its senior staff and to expand its production of teaching materials. Attention will be given to special research and operational problems—for example, the role of second languages other than English and the use of audio-visual aids.

In addition to assisting specialized programs at individual institutions, the Foundation granted \$800,000 to the American Council of Learned Societies for research by senior scholars on campuses without major foreign-area centers. The Council will allocate the funds about equally between Asian and Slavic and East European studies.

Two scholarly organizations, the Association for Asian Studies and the African Studies Association, received grants of \$165,000 and \$100,000 respectively for expansion of their programs. The Asian-studies organization plans to increase its publications and to organize conferences for scholars in Western and Midwestern states who are unable to attend annual meetings. The African-studies organization is expanding the work of its special committees on language and linguistics, research, and libraries.

The National Association of Foreign Student Advisers received \$150,000 to assist American colleges in meeting the needs of foreign students, whose number has more than doubled to 53,000 since the Association was organized thirteen years ago.

*International  
Educational Exchange*

Two grants totaling \$615,000 were made to expand faculty exchanges between universities and colleges in the United States and Africa. One will support a three-year exchange program between six American universities—California (Los Angeles), Chicago, Columbia, Northwestern, Yale, and the Massachusetts Institute of Technology—and institutions in tropical Africa. The other will enable the United States-South Africa Leader Exchange Program, a private agency, to arrange exchanges of fourteen faculty members with institutions in the Union of South Africa during the next two years.

In addition, the Foundation granted \$300,000 to help continue for two years an exchange program for young American and Soviet scholars. The program is administered by Indiana University for the Inter-University Committee on Travel Grants, representing twenty-two American institutions. Aided by earlier Foundation grants totaling \$650,000, seventy Soviet scholars have studied in the United States and sixty-six Americans have studied in the Soviet Union, in most cases for a full academic year.

*Strengthening  
Overseas Assistance*

To expand the pool of competent young Americans available for overseas service, the Foundation granted \$375,000 for an interuniversity program to enable graduate students to serve as interns in African and South Asian governments. Under the program, administered by Syracuse University, about thirty internships will be awarded over a three-year period on the basis of a national competition. Candidates must have completed the first professional degree in public administration or law, and must be nominated by their universities.

*Fellowships*

The Foundation appropriated \$1,350,000 to continue into 1962-63, the eleventh year, its Foreign Area Training Fellowships for graduate students, academic scholars, and persons from such fields as law, government, and journalism. Fellowships will be given for the first time for research and training related to Latin America, as well as for studies of Asia, Africa, the Near East, the Soviet Union, and East Europe.

This year fellowships were awarded to 200 Americans and Canadians. The recipients are listed on pages 82 and 83.

A complete list of 1961 grants in the International Training and Research program begins on page 120; projects, page 162; appropriations, page 166.

## Humanities and the Arts

The Foundation experimented with new programs for the development of individual talent in the visual arts and music, and widened the scope of its help in the fine arts and the theater. Humanistic scholarship was assisted by major grants to the American Council of Learned Societies and the Council on Library Resources and by a new appropriation for university presses.

### *Visual Arts*

To focus attention on individual artists and enlarge collections of contemporary art, the Foundation set aside \$380,000 from new and earlier appropriations for the purchase of painting, sculpture, and graphic works in the next four years. Most of the works will be bought from national and regional exhibitions, whose sponsors—museums and art centers—will have first choice of keeping half the works purchased by the Foundation. The rest will be donated to similar institutions chosen by the artist.

In addition, a \$375,000 program was begun for the production of monographs on the work of significant living American painters, sculptors, and printmakers. To create a wider knowledge of outstanding American art collections, \$475,000 was appropriated for museum catalogues; the Foundation will pay up to half the costs of preparation and publication, with the museums paying the balance.

A grant of \$180,000 to the College Art Association of America was made for a study to clarify the aims, curricula, and practices of higher education in the visual arts, both as an academic discipline and as an instrument for developing individual talent.

To encourage collaboration among gifted artists outside the main centers of cultural activity, the Foundation set aside \$60,000 for small grants-in-aid to enable painters and sculptors to design professional-theater and civic-opera productions in their own communities.

### *Music*

The Peabody Conservatory of Music, in Baltimore, received \$397,500 to develop further the pool of American conducting talent. Six promising conductors a year for three years will participate in an intensive three-month program, working under professional conditions with an orchestra composed of members of the Baltimore Symphony Orchestra



and advanced students from the Conservatory. Selected participants will conduct concerts of major orchestras in the following season.

The Foundation announced programs of grants-in-aid for choral directors, opera singers, and concert soloists. Recipients will be chosen from nominations submitted at the Foundation's request by musicians and others professionally involved in music throughout the country. Some ten choral directors will receive grants of up to \$10,000 each to secure talented singers and scores, to broaden their experience by study and travel, or to carry out other creative purposes. Up to twenty concert singers and instrumentalists will receive \$5,000 awards, and the Foundation will commission American composers of the artists' choice to write works for their performance. Talented young opera singers not yet fully established in their careers will be given opportunities to perform leading roles with civic opera companies.

To help overcome a shortage of competent management in the performing arts, the Foundation set aside \$400,000 from new and earlier appropriations for grants-in-aid to up to thirty administrative interns in opera, symphonic organizations, or the theater.

*Theater* A Theater Communications Group was formed with a \$244,000 grant to improve cooperation among professional, community, summer-stock, and university theaters. Headed by thirteen representatives of various segments of the theater, the organization will facilitate the exchange of theater personnel and enable members to study one another's methods, with the ultimate aim of making more professional talent available for training, creation, and production.

*Humanistic Scholarship* The American Council of Learned Societies, a federation of thirty national scholarly associations, received a grant of \$5,670,000 for its program to advance humanistic studies in the United States. The grant, which supplements previous assistance of \$2.6 million, will finance postdoctoral research fellowships in the humanities, half of which will be earmarked for scholars at small colleges and for humanists carrying out research in fields other than their specialties. The grant will also finance supplemental expenses of individual research, scholars' travel to humanistic congresses, and conferences and committees of the Council in humanistic areas and interdisciplinary activities.

The Foundation granted \$8 million to the Council on Library Resources, following an initial grant of \$5 million in 1956. With part of the new grant, the Council is setting up a laboratory to study photographic and electronic techniques to cope with the mass of publications resulting from the accelerated rate of research. The laboratory will also attempt to develop pilot models of improved methods for storing and retrieving information, particularly in large research libraries. The Council has already enabled research libraries to give better service in various fields. For example, it has helped to standardize library materials and systems, to develop mechanical devices for book-labeling and catalogue reproduction, and to advance an internationally accepted system of library cataloguing.

The Foundation also extended for three years its five-year program of support to university presses. Grants totaling \$750,000 will be made to more than thirty eligible presses to assist the publication of scholarly books in the humanities and the social sciences. Because such works lack a wide audience or—in the case of works in art and music, for example—involve costly printing processes, they are often economically unsuitable for commercial publication. The grants are designed primarily to facilitate the publication of completed research and to relieve authors of the necessity of subsidizing publication of their works. In addition, incentive grants totaling about \$250,000 will be made to about ten medium-sized and small university presses, which will be required to match the grants dollar-for-dollar. Under the original Foundation program, thirty-five presses received grants, and, in the first four years, 628 books were published or scheduled for publication with Foundation assistance.

### *Fellowships*

Additional awards were made in two fellowship programs started by the Foundation in preceding years. In one, sixteen young American composers received fellowships to write music for high-school orchestras, choruses, or other musical groups during a year's residence with a public-school system. In the other, eleven persons not regularly associated with academic institutions received fellowships to undertake or complete studies in the creative arts. Recipients in both programs are listed on page 88.

A complete list of 1961 grants in Humanities and the Arts begins on page 124; projects, page 162; and appropriations, page 167.

## Science and Engineering

Grants in engineering focused on expanding the capacity of graduate centers to teach at the doctoral level and conduct engineering research. In science, the Foundation gave further support to advanced training of personnel and assisted undergraduate physics education. A new departure in the Science and Engineering program's pattern of support was made in an \$8 million grant to Case Institute of Technology.

### *Institutional Development*

Case may use \$5 million of the grant in any way it chooses to achieve the status of a national center of excellence in science and technology. Its plans for the 1960s include a 70 per cent increase in full-time graduate enrollment, the creation of interdepartmental centers to encourage collaboration between scientific and engineering faculties, and the expansion of its campus and facilities. To receive the full amount of this portion of the grant, Case is required to match it, over a five-year period, on a three-for-one basis with funds from other private sources. The exception is that any excess received in annual fund-raising over the highest previous annual record need be matched only on a dollar-for-dollar basis.

### *Strengthening Engineering Teaching*

The \$3 million balance of the grant to Case is part of the Foundation's regular program to increase the quality and size of American resources for advanced graduate study in engineering. It includes support for six senior-level professorships (three for additional staff and three to advance present faculty members), from six to eight intermediate-level professorships, predoctoral fellowships, and research equipment.

Cornell University also received a grant, \$4,350,000, for its effort to develop as a major center of engineering education and research. The grant will enable the University to expand its senior faculty with eleven new professorships—five for new teachers, five to promote teachers already on the faculty, and one for visiting professors. The grant also seeks to improve faculty competence through research and study and released time from regular duties, and provides predoctoral fellowships and loans for prospective teachers. Funds were included on a matching basis for the construction and renovation of laboratory facilities essential for improving graduate programs in engineering.

Further support to engineering education at Stanford University was provided with a \$1.2 million grant to strengthen advanced training in chemical engineering and materials science. The grant supplements the Foundation's \$3.4 million engineering grant to Stanford last year by aiding two departments that have recently joined the administrative structure of the engineering school. The new funds will be used mainly for two senior professorships in each department and for released time and other means to develop the capacity of the younger staff to teach on the advanced graduate level.

An experimental program of forgivable loans was initiated to help bring into teaching engineering graduates who, usually because of family responsibilities, require more support in advanced training than conventional fellowships provide. With \$50,000 grants to the ten institutions listed on page 128, loans of up to a total of \$10,000 per student can be made over a three-year-period, forgivable at the rate of \$1,000 for every year of service on an engineering faculty after completion of the Ph.D.

### *Science Education*

A five-year grant of \$240,000 was made to help the Marine Biological Laboratory, Woods Hole, Massachusetts, establish a program to train biologists in the classification of marine organisms. The program involves the use of biochemical and physiological techniques instead of the traditional method of identification based wholly on form and structure. A principal aim of the new training effort is to strengthen ecological research on marine life—that is, the study of the relationship of marine organisms to other organisms and to their environment. The grant will be used largely for postdoctoral fellowships in marine systematics and for development of a permanent reference collection of marine organisms of the region.

In an effort to bring up to date introductory college teaching in physics, California Institute of Technology is initiating a two-year, required sequence of studies synthesizing classical and modern concepts. A five-year grant of \$245,000 will assist the development of the course by financing such costs as released time of faculty and redesign of laboratory experiments. The course will provide a pattern for improving undergraduate physics at other institutions.

A complete list of 1961 grants in the Science and Engineering program begins on page 127; appropriations, page 167.

## Public Affairs

The Foundation assists research, community action, and training in the governing processes of a free society, the solution of urban and regional problems, and the prevention and treatment of juvenile delinquency.

### *Public Service and Leadership*

Since 1956, the Foundation has helped broaden the potential of future teachers and practitioners in public affairs through internships for graduate students and faculty members in local, state, and Federal legislatures and government departments. This year, with grants totaling \$1,238,028 to the universities listed on page 130, the Foundation gave further support for legislative internships it had previously assisted in California, and expanded the series to include legislatures in nine other states: Alaska, Hawaii, Illinois, Indiana, Kansas, Michigan, New York, Oklahoma, and Washington.

Under the new grants, over a six-year period more than 300 graduate students, young lawyers, journalists, and others will be assigned by the participating legislatures to work with standing and interim committees and research departments and in the offices of speakers, chief clerks, and other officials. Half the internship stipends will be financed by the legislatures, the remainder by the Foundation's grants. Over thirty universities are cooperating with the legislatures by screening candidates and conducting supplementary seminars and other educational activities.

### *Citizenship Understanding and Participation*

A \$600,000 grant was made to the Citizenship Clearing House, established in 1949 to improve the education of college students in state and local politics and to prepare them for participation in public life as citizens or future officials. The agency has pursued these objectives in two main ways: first, through a network of affiliates at twenty colleges and universities, which cooperate with other campus programs in their regions to broaden students' experience in the political process; second, through a national program of workshops, fellowships, and internships aimed at improving teaching in public affairs. The new grant, bringing Foundation support for these efforts to \$2,275,000 since 1956, will assist the organization's work with its affiliates for another five years.

To help improve the environment for thoughtful action on local and national problems complicated by differences in religion, the

National Conference of Christians and Jews received a four-year grant of \$325,000. The Conference will prepare and disseminate informational materials, and will conduct annual forums for scholars, clergymen, and leaders in major cities. The program will be directed by a Council on Public Affairs and Religious Freedom comprising political philosophers, theologians, educators, and civic leaders.

*Law and Society*

The American Bar Foundation, which serves as a research arm to the American Bar Association, received a \$500,000 grant for an expanded program to improve the contribution of the law and the legal profession to the conduct of public affairs and international relations. Additional research staff and other costs will be supported over a five-to-seven-year period. The program will explore such matters as the functions and powers of governmental administrative agencies and the impact upon the law of increased international responsibilities and transactions.

A \$350,000 grant was made to the University of Pittsburgh for experimentation by its Law School and Data Processing Center on the use of computer techniques in the storage and retrieval of legal materials. The pioneering program is intended to develop new methods of coping with the ever-expanding bulk of legal research materials—judicial decisions, regulations, statutes, and ordinances—that frequently prevents thorough analysis and study of important legal problems.

For a series of summer seminars for law teachers and social scientists on public-policy aspects of the law, grants were made to New York University and the University of Wisconsin. Also, four Foundation fellowships were awarded to law teachers for research in law and public affairs. They are listed on page 87.


*Local Foundations*

The potential of a local foundation for stimulating effective action on the complex problems of the modern community has been demonstrated for more than a decade by the Kansas City (Missouri) Association of Trusts and Foundations. To further the example the Association has set in creative philanthropy through its commitment to pathfinding activities, the Ford Foundation this year granted \$1,250,000 for research and experimental projects selected by the Association's trustees. The grant, placing funds from a national foundation at the disposal of a local foundation, represents a new departure in Ford Foundation giving.

*text continues on page 53*

## Public Affairs

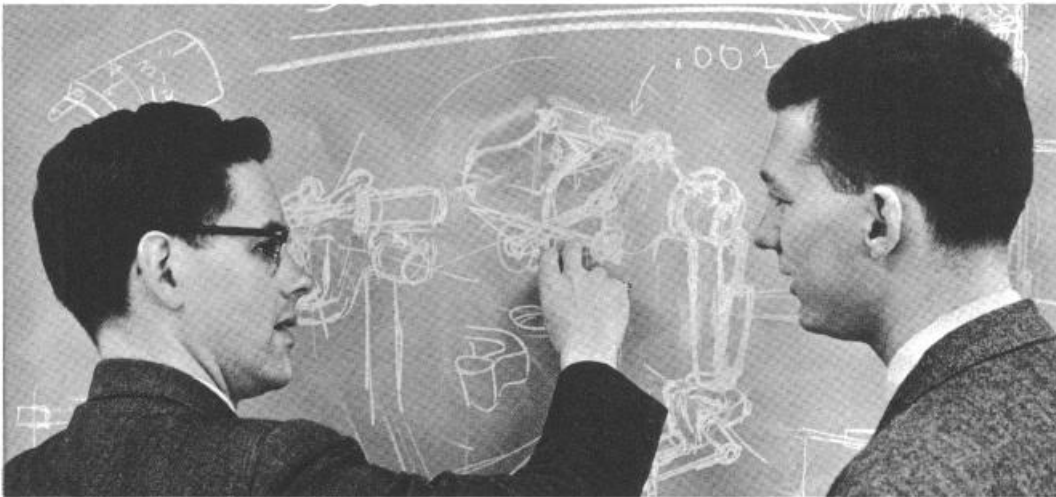
University senior John Ellis observes freight loading, confers with officials, and does office work during part-time internship with the Maritime Administration in New York. Students from nineteen colleges in the Second Civil Service Region are serving with Federal agencies in a program designed to attract able young men and women to public-service careers. Foundation grants have also been made for internships in state and local government.



## Science and Engineering


Dehydrated food samples are reduced to ash in an electric furnace before being tested for radioactive content. With the aid of Foundation grants, international scientific groups are doing research on the measurement and biological effects of man-made radiation and on appropriate safety standards.

Design of artificial-limb mechanism is discussed by Dr. James B. Reswick (left) of Case Institute of Technology with a project engineer. Case and six other institutions have received grants for experiments in engineering education—in this instance, work on design problems by faculty-student teams from all branches of engineering.




Ionized gases and their application to controlled thermonuclear research are studied at Princeton University's Plasma Physics Laboratory (right), sponsored by the Atomic Energy Commission. With a Foundation grant, the Laboratory is giving advanced training in plasma physics to graduate students in physics, astronomy, and electrical, mechanical, and aeronautical engineering. Similar grants have been made to twelve other institutions to train advanced research personnel in atmospheric science or oceanography.





## Urban and Regional Problems

Vexing urban-transportation problems are the concern of two grant-supported projects. One (right) is a nationwide study by a RAND Corporation team of economists, engineers, and social scientists. The other is an Institute of Public Administration study of the feasibility of a new agency to operate commuter railroad service in the New York region, one of whose suburban stations is shown below.



Statistician (bottom) plans field surveys as part of an urban extension program the University of Wisconsin is developing with a \$1 million grant. In the demonstration areas selected by the University, problems range from living conditions of migrant workers in the Fox River Valley (right) to rush-hour traffic congestion in Milwaukee (below).







## Problems of the Aging




Experimental programs for older people are being assisted in selected communities throughout the country. One, in Marion County, Kansas, deals with problems of rural elderly persons like Mrs. Anna Searny, shown (opposite) in the store she has run for fifty-eight years in an isolated community that has lost much of its population. Above, in Worcester, Massachusetts, delegates from several older citizens' clubs plan joint activities. The Worcester project evaluates the programs of community and church organizations and hopes to lay the groundwork for coordinated community services. Below, an older Worcester citizen visits a friend in an apartment project for the elderly, seeks advice at a counseling bureau, and has her hearing checked at a hearing and speech center.





## Economic Development and Administration

Graduate students from less-developed countries receiving training in economics and administration at Williams College are shown in class and (below) on a field trip to a nearby paper-manufacturing plant. Most of them are employed by government agencies in their native countries and hope to apply their new knowledge to economic-development problems. Foundation grants have also been made to Stanford, Vanderbilt, and Yale Universities for training foreign development personnel and teachers of economics and administration.





Use of computers to simulate and analyze complex economic processes is being explored at the University of Wisconsin under a \$400,000 grant. Professor Guy Orcutt (left), head of the research program, and Associate Professor Arthur Goldberger watch George Struble, supervisor of the University's numerical-analysis laboratory, in the computer room.

Indian postdoctoral student Upendra K. Banik conducts experiment in reproductive physiology at Worcester Foundation for Experimental Biology, in Shrewsbury, Massachusetts. Fifteen annual fellowships, held mostly by researchers from less-developed countries, are financed by the Population Council under a \$1,050,000 Ford Foundation grant.







## Youth Development

Youths at Henry Horner Boys Club in Chicago (below) work on a model of their newly approved clubhouse. They belong to the "Ideal Gents," a onetime street gang now involved in constructive activity. Extension worker Calvert Smith (opposite, wearing coat) of the Henry Horner staff encourages a boy to continue night school. Bottom, delinquent boys discuss a problem with Albert Elias, director of rehabilitation experiment in Newark, New Jersey. Boys work during the day, meet for group sessions every evening. Studies suggest this approach is more effective than traditional reformatory program.

Great Cities School Improvement Program is assisted by the Foundation in ten cities across the nation. School systems are experimenting in the "gray areas" of these cities with varied methods to increase opportunities for underprivileged children. Below, a St. Louis student, Norma Favazza, sorts accounts in business office where she works part time while attending Central High School. She is taking part in a combination school-work program designed to help certain students improve their language, arithmetical, and vocational skills. Programs in Philadelphia and Milwaukee are shown on the following page.





...In Philadelphia, the Great Cities program stresses cooperation between school and community to improve elementary education for children who have recently migrated to the city. Language-laboratory teacher Irene Bankhead (below) meets with faculty council at John Wanamaker Junior High School to discuss improvement of language training. At Ludlow School (bottom), teacher meets a group of parents. In Milwaukee, centers are being set up to help children new to the city adjust to their surroundings and catch up on their school work. A child at the Old Palmer School (left) takes a psychological test.



*continued from page 40*

The Association comprises four member trusts—the Edward F. Swinney Fund and the Carrie J., Ella C., and Jacob L. Loose Funds. They have combined assets of approximately \$11.5 million and make combined grants under the Association's program of about \$450,000 a year. The Foundation's grant raises this by \$250,000 a year for five years.

The Association's past efforts include support for research and planning on metropolitan-area problems and for educational innovation and experimentation. For planning its expanded program, the Association will continue to rely on Community Studies, Inc., an independent organization it established ten years ago as a research body on area needs and a training center in the social sciences.

#### Urban and Regional Problems

#### *University Extension and Research*

As the nation's land-grant system of higher education prepared to observe its centennial in 1962, the Foundation extended support totaling \$1,450,000 for experiments to devise urban counterparts of traditional agricultural research, education, and extension programs. Several land-grant institutions, established when 85 per cent of the population lived in rural areas, are starting their second century by turning their services to a society that is now 70 per cent urbanized.

The University of Delaware received a \$500,000 grant to develop pilot urban extension activities in that portion of Delaware that lies in the uninterrupted belt of cities and suburbs stretching from New Hampshire to Virginia. One feature of the experiment will be the appointment by the University of an "urban agent" in each of the state's three counties.

Delaware's is the fourth urban extension program to receive Foundation support. One of the others—Rutgers'—this year was granted an additional \$200,000 for fellowships to enable civic leaders to spend a year at the University studying urban affairs and participating in extension activities.

The Foundation also appropriated \$750,000 for the establishment of urban extension programs at additional universities and for smaller-scale experiments. For example, a grant was made to Purdue University for an experimental counterpart to rural home-demonstration work. The University is setting up a staff of family-service agents for a steel-making community in the Calumet, Indiana, region that is under-

going extensive physical rehabilitation. The family-service project, closely allied with teaching and research in urban problems, will provide technical assistance on housing, budgeting, and other matters.

The Foundation also financed a planning conference on the application of agricultural extension concepts to the problems of older, changing neighborhoods in Pittsburgh. Three Pittsburgh universities are joining ACTION-Housing, Inc. (the Allegheny Council to Improve Our Neighborhoods) in the effort.

*Planning  
and Research*

Among the study-and-action programs the Foundation has assisted for several years in a score of cities and regions are those conducted in Peoria, Illinois, and Kansas City, Missouri, by Community Studies, Inc., a nonprofit organization. This year, Community Studies' principal source of support, the Kansas City Association of Trusts and Foundations, received from the Ford Foundation a \$1,250,000 multipurpose grant, described in detail on page 40. Though the grant is unrestricted as to use, a substantial part is expected to be applied to experimental efforts to deal with urban problems.

The Foundation granted \$100,000 for a study of the feasibility of a new agency to operate the crisis-ridden commuter railroads in the New York City area. The Institute of Public Administration, drawing on economists, engineers, lawyers, and other experts, will explore such aspects as the cost of modernizing and automating a high-speed commuter system and the most promising arrangements for administering commuter rail services.

A grant was also made to the Institute for a program associated with the Foundation's assistance to metropolitan planning in Calcutta, India, described on page 74.

*Improvement of  
Local Government*

Two grants totaling \$110,000 were made to improve the management and organization of large-city government. The Municipal Finance Officers Association received support for a comparative study of budgeting techniques for local-government expenditures, which now amount to more than 7 per cent of the gross national product. To help make budgeting a more effective tool for improving government operations, the Association will seek to develop a systematic and reliable way of comparing and appraising costs of municipal services.

The National Municipal League received assistance to bring its Model City Charter up to date. The Charter, which has been used by thousands of civic groups in improving the organization of their local governments, was first published in 1900 and last revised in 1940.

#### Youth Development

#### *Great Cities- Gray Areas Program*

With grants totaling \$2,475,160, the Foundation expanded its program aimed at improving the education, motivation, and economic and social horizons of young people and their families in blighted areas of the nation's large cities. The grants were made to nine school systems. They provide for expansion of experiments previously supported in Chicago, Cleveland, Detroit, Philadelphia, Pittsburgh, and St. Louis; initial support was given to programs in Buffalo, San Francisco, and Washington.

The Great Cities-Gray Areas Program, as it is known, is a joint enterprise of the Foundation's Public Affairs and Education programs. The experiments concentrate on some sixty schools in the "gray areas"—slums or rapidly changing neighborhoods abandoned by the middle class and inhabited by low-income families, racial minorities, and recent migrants from rural areas or other cities. Characterized by physical deterioration, poverty, and weak family structures, the gray areas are the nation's chief breeding ground for juvenile delinquency. A high proportion of gray-area youths, delinquent and otherwise, do poorly in school, attend irregularly, and drop out before finishing.

The Program assists efforts not only to gear the schools to the special needs of these children, but also to stimulate comprehensive involvement of other community resources—social, health, and welfare agencies; urban-renewal and housing bodies; the courts and the police; and civic and religious organizations. For example, a grant was made for the cooperative planning of community schools in a Detroit neighborhood by parents, community agencies, city departments, architects, and school staff.

Among the services and techniques employed by the school systems are in-service training for teachers, including summer sessions on remedial reading and other priority needs of gray-area children; use of school buildings for afternoon, evening, and Saturday programs; use of nonteaching neighborhood residents as school-community agents; trips, clubs, and other cultural-enrichment activities outside the schools; and intensive academic and vocational guidance and job placement.

In Richmond, California, a private agency, Neighborhood House, received a grant for a cooperative program with schools and parents to improve the school work of children of recent in-migrant families.

Since many of the new residents of gray areas come from Southern rural areas, a grant was made to the Council of the Southern Mountains, at Berea College, Kentucky, for a second year of workshops and consulting services for teachers in large cities on the adjustment of rural children to an urban environment.

The nationwide character of the problems of youth in depressed urban areas was reflected in the establishment of a clearinghouse by the National Education Association with the aid of a \$190,000 grant. The N.E.A. will collect and analyze information on all existing school-improvement programs, both Foundation-assisted and others, and will provide consulting services for communities undertaking new programs.

*Demonstrations  
and Experiments*

The N.E.A. program is concerned particularly with reducing school dropouts in deprived areas. In some urban neighborhoods, as many as eight out of ten youngsters leave school before finishing. Delinquency is high among dropouts, and their rate of unemployment is 20 per cent—or three times that of the total national work force.

Several other Foundation actions were directed to the dropout problem. The Kansas City Association of Trusts and Foundations has earmarked \$300,000 of a multipurpose grant, described on page 40, for a program for 200 potential dropouts in the Kansas City schools. Until they are fifteen, the youths will work in teams for half of each school day at jobs in the schools or in departments of the city government. In the second stage, they will work half-time individually for private employers. By providing jobs for youngsters from low-income families, the program hopes to reduce dropouts for economic reasons, to provide skills that will enhance their employment prospects, to prevent delinquency, and to encourage qualified students to go on to college.

The same objectives apply to work-study programs for which grants were made to the Chicago and New York City Boards of Education. New York, with the aid of a \$230,000 grant, established a program enabling potential dropouts to work full time every other week in civil-service jobs and spend the rest of the time in special educational programs. In Chicago, the employer is a large department store, and the program includes actual as well as potential dropouts.

The Foundation extended to Los Angeles support it had previously given in Chicago, New York, and San Francisco for experiments in the reduction of juvenile delinquency. The four programs employ extension workers, trained adults who maintain contact with juvenile gangs on their own grounds—the neighborhood streets—and attempt to turn their behavior into constructive channels. The previous grants had gone to private agencies; in Los Angeles, a \$133,000 grant was made to the County Probation Department and will be augmented by public funds. In an ethnically varied section, probation officers will work directly with delinquent youths to reduce friction between street gangs so troublesome that youth-service agencies do not handle them. As in other cities, the Los Angeles experiment includes increased contact with parents, improved relations with local police, employment opportunities for gang members, and coordination with schools and community organizations. The Probation Department, in cooperation with the University of Southern California, will evaluate the program for its applicability throughout the county. In addition, the University will draw on the experiment for its ongoing research, also assisted by the Foundation, on the role of such “authority figures” as probation officials, teachers, and police in influencing the attitudes and actions of juvenile delinquents.

A grant of \$106,000 was made to the Chicago Y.M.C.A. for an experiment in enlisting juvenile-gang leaders as paid assistants to adult extension workers in delinquency-prevention programs. The University of Chicago will evaluate the experiment as a possible pattern for efforts in other cities.

*Research  
and Evaluation*

For the second year, the Foundation made grants for \$2,500 awards to younger research workers and youth officials. In contrast to grants for community demonstrations and experiments, these actions are designed to stimulate research and innovation by promising individuals.

Awards totaling \$132,500 were made to fifty-three recipients selected by youth-development authorities affiliated with the institutions listed on page 134. Among the projects are an analysis of the characteristics of successful youth-bureau workers, by two graduate students at Wayne State University; a study of the development of children of families receiving public-welfare assistance, by a Yale sociologist; a comparison between the behavior of Negro juvenile delinquents and

Negro college students, by a Howard University professor; and a comparison of methods of handling drug addiction in the United States and other countries, by a lawyer associated with the National Council on Crime and Delinquency.

Delinquency in rural areas and small towns, though less frequent and violent than in large cities, is also on the rise. A \$37,000 grant was made to Goddard College to continue its Vermont Youth Study, undertaken with a grant in 1959. In communities ranging in population from a few hundred to 40,000, the Study will further develop its preliminary findings. These indicate, for example, that rural delinquency is not significantly related to socio-economic status, school performance, or broken homes.

A complete list of 1961 grants in the Public Affairs program begins on page 129; projects, page 163; appropriations, page 167.

## Economic Development and Administration

After a comprehensive three-year study of the nation's financial structure supported by Foundation grants totaling \$1.3 million, the National Commission on Money and Credit in 1961 published its findings and recommendations in a widely discussed report. The Commission, a private body sponsored by the Committee for Economic Development, consisted of leaders from agriculture, banking, business, economics, education, labor, the law, and public service. Its study, the first of its scope since the Aldrich Commission of 1908-11, explored such subjects as national monetary policy, public-debt management, private financial institutions, and international monetary relations.

This year, the Foundation made grants for several new or expanded research efforts, particularly in international and comparative economics. It also continued its support for projects in business education, economic understanding, and population studies, and for the training of professional personnel.

### *Research in Economics*

To help meet a need common to both advanced and less-developed countries for more relevant and reliable statistical data, the Foundation granted \$2 million to establish and support for ten years an inter-university center for the quantitative study of national economies. The center, administered by Yale University, will have an advisory board



of leading economists from several institutions and the United Nations. Its primary aim will be to improve fact-finding techniques in such matters as investment productivity and the sources of capital. It will also devise uniform concepts and methods in government budgeting and assist less-developed countries in economic measurement.

As a guide for United States policy-making, the Committee for Economic Development is undertaking an expanded research program in international economic problems with the aid of a \$450,000 grant. Foundation funds will be used over a three-year period for research studies by outside scholars and institutions, as well as for additions to the Committee's own staff and publications.

In recent years significant advances have been made in the use of electronic computers to simulate and analyze such complex processes as corporate decision-making. This year the Foundation granted \$400,000 to the University of Wisconsin for a three-year research program, under Professor Guy Orcutt, a leading econometrician, to apply computer-simulation techniques to studies of the national economy. In contrast to most other econometric research, which is concerned with such broad aggregates as total consumption or investment, the Wisconsin program stresses the behavior of basic economic units—households, business firms, and governmental agencies.

Growing national concern with problems of health, education, and welfare led the Foundation to commission five outstanding economists to write review articles on economic aspects of these fields. The articles, intended for both economists and administrators, will appear in a volume whose publication is planned for 1962.

To facilitate research in all economic fields, the American Economic Association received support for an experimental volume of abstracts of material appearing in various economic journals. The volume was scheduled for publication in December, 1961.

Two grants were made for research programs of direct interest to newly industrializing countries. One, a \$90,000 grant to Stanford Research Institute, will support studies on the role and financing of small industries in these countries. The other, a \$250,000 grant to Princeton University, will provide terminal support over five years for an interuniversity study of the countries' human resources. With earlier Foundation grants totaling \$605,000, the study has sponsored more than forty projects in thirty-five countries on such subjects as industrial manpower, managerial practices, and labor organization.

*Population Studies*

In view of the relation between population growth and the world's economic problems, the Foundation made grants in 1961 in two fields of population studies—demography and reproductive physiology.

The largest, \$2,250,000, went to the Population Council to help finance an expansion of its activities in both fields over a five-year period. These activities include staff research, training fellowships, and grants-in-aid to universities and other institutions for research and special projects. The grant brings to \$6.3 million the total Foundation grants to the Council since 1954.

The Universities of Michigan and Pennsylvania were granted a total of \$700,000 to expand their research and training on demographic problems, particularly those of less-developed countries. The University of Birmingham, England, received \$440,000 to support for fifteen years a research program on the reproductive physiology of primates.

*Economics Education  
and Training*

The Joint Council on Economic Education has been working since 1948 with schools, colleges and universities, professional organizations, and community leaders to increase public understanding of the nation's economic system. In the past, the Foundation has supported the Council's program with grants totaling \$908,000. This year the Foundation granted \$1,125,000 to help continue the program through 1971.

*Business Education*

The Foundation appropriated \$2 million to improve American business education, bringing to more than \$20 million the funds it has committed for this purpose since 1953. The new appropriation will be used over the next three years for a variety of activities, including seminars to encourage the use of the social sciences, statistics, and mathematics in the study of business problems, and training for business teachers in modern mathematics and computer analysis.

This year the Foundation granted \$250,000 to Columbia University under a program to strengthen graduate training at leading business schools and thus increase the nation's supply of competent business teachers. The funds will help expand doctoral training in the Graduate School of Business, and supplement earlier grants for the School totaling \$775,000.

Other 1961 grants were made to four universities for institutes in modern mathematics for business teachers and to three universities for faculty seminars on new developments in business administration.

### *Fellowships*

The Foundation awarded 165 fellowships for graduate work and faculty research in economics and business administration for the 1961-62 academic year, and appropriated \$1,465,000 to continue the program for the following academic year. In addition to the 1961-62 awards to individuals, totaling \$1,038,751, supplementary grants totaling \$246,000 were made to twenty-five universities participating in the program to accelerate the completion of doctoral work by graduate students in these fields. Fellowship recipients are listed on pages 84 to 87.

### Problems of the Aging

The Foundation supported activities to improve community planning, job-placement services, and living arrangements for the elderly, and to strengthen training of social workers in their problems.

An effort to enable older persons to continue living in their own homes, thus avoiding the dislocations and costs of institutional care, was assisted by a \$300,000 grant to the Family Service Association of America. The grant will finance a four-year program to help privately supported family agencies strengthen their counseling and home-care services and train their staffs in new concepts and techniques. It complements a grant made in 1959 to improve the services of public agencies dealing with the elderly. To carry out the program, a team of professional experts will work actively with thirty local communities selected as demonstration centers.

An appropriation of \$140,000 was made for the establishment of a national association of nonprofit homes for the aged. Sponsored by the National Council on the Aging, the new association seeks to raise the standards of care and services for older persons in institutions.

Eight pilot projects to help local planning councils in urban and rural areas make better use of funds available for the needs of the elderly will be supported by grants from a new \$460,000 appropriation. The projects will demonstrate improved budgeting and planning, and supplement seven experiments, supported by the Foundation last year, on ways to strengthen the organization of local programs and facilities. Western Reserve University, aided by a national advisory group, is serving as a research and evaluation center for the new projects. As in the earlier series, knowledge gained from the projects will be disseminated through manuals for local voluntary and public agencies and through case studies for professional schools.

To help students in social work better understand the problems and potentials of older people, a grant of \$160,000 was made to the Council on Social Work Education for the preparation and distribution of case studies, films, and other teaching materials. The new materials will be used in in-service training as well as in graduate and undergraduate studies.

Washington University received a \$177,000 grant for a study of public and private job-placement services for middle-aged and older workers and of retraining programs and other efforts to increase their employability. The results will be disseminated through case histories of successful programs and seminars for employment officials.

A complete list of 1961 grants in the Economic Development and Administration program begins on page 136; projects, page 163; appropriations, page 168.

## International Affairs

### *Atlantic Cooperation and Assistance*

As European integration this year moved toward possible expansion of the Common Market, the Foundation continued its support of agencies concerned with the research and understanding necessary for closer practical ties among nations of the Atlantic and European communities.

Progress toward European unification has been so great—in political, scientific, and cultural matters as well as in economic—that an appropriation was made for a documentary record of the movement. The book will draw heavily on personal interviews with the chief architects of unification as well as on their papers.

In the past the Foundation has assisted European agencies concerned with Atlantic-community problems—for example, the Center of Documentation of the Action Committee for the United States of Europe, headed by Jean Monnet—and similar groups in the United States. This year, the Foundation granted \$50,000 to assist in the formation of the Atlantic Institute, a nongovernmental agency that will commission research and serve as a clearinghouse for studies and action.

A grant of \$140,000 was made to assist for four years the expanding program of the Institute for Strategic Studies, in London. Established with a grant in 1959, the Institute has members from twenty countries, and has become a key center for study of the impact of nuclear weapons on Western policy and international relations. It will

continue its research, conferences, and publications—including the journal *Survival*—on American and European strategic policy, arms control, and international security.

Continuing its interest in the application of European resources to the needs of less-developed countries, the Foundation appropriated \$250,000 for a new International Institute for Rural Development, in Denmark. Drawing on the experience of Scandinavian countries in agricultural, cooperative, and small-industry programs, the Institute will train persons from developing countries and will help equip European experts to apply their skills to Asian and African rural problems. The Geneva-Africa Institute, a new Swiss training center for students from newly independent countries in tropical Africa, also received a grant for scholarships and library development.

The Foundation assisted three conferences for European specialists and representatives from less-developed countries: in Geneva, on economic development; in Lagos, Nigeria, on the legal framework for national development; and in Copenhagen, on library development in Africa.

*Strengthening  
European Education  
and Research*

Among several actions to strengthen European intellectual resources, the Foundation appropriated \$1 million to assist the establishment in Vienna of an Institute for Advanced Studies. The proposed Institute would help to strengthen Vienna as a center of intellectual vitality and communication for Central and Eastern Europe.

To assist the resurgence of sociological research in Europe, a \$150,000 grant was made to the Marc Bloch Association for the European Center of Sociology, in Paris. Headed by Raymond Aron, a noted scholar, the Center will focus its research on such subjects as bureaucracy and administration, the role of the intellectual in European affairs, conflict in industrial societies, and the applicability of European institutions to less-developed areas.

Paralleling an earlier contribution to Churchill College, a new college at Cambridge University emphasizing science, the Foundation this year made a grant of \$250,000 toward the establishment of St. Catherine's College at Oxford University. Reflecting growing British recognition of the need to train more scientists, St. Catherine's will reserve up to half of its 400 student places and more than half of its fellowships for those working in the sciences.

*text continues on page 72*



**Improvement of the Italian career public service is the aim of class in public finance at University of Bologna's Graduate School in Administrative Sciences. Foundation support for School's teaching and research includes participation by professors from the University of California (Berkeley) and training of Italian faculty members on the Berkeley campus.**

**International Press Institute staff member in Zurich examines collection of newspapers for a study of the flow of news across international boundaries. Foundation assistance to Institute's program of research and seminars is part of effort to further international understanding through objective reporting of the news.**


### **International Affairs**





African trade unionists attend class in nine-month training program sponsored by Friedrich Ebert Foundation, which, with two other West German organizations, has received funds to help strengthen that nation's educational aid to less-developed areas. Grants in Belgium, Denmark, England, France, and Greece are also helping expand role of Western Europe in overseas assistance.

Diagram illustrates litigation of case in American courts for group of young European leaders attending Salzburg Seminar on American Studies, in Austria. One of several Foundation-supported activities to further understanding of American society, the Salzburg program enrolls 350 students a year.




Overseas Development






Curriculum modernization and improved science teaching are goals of several Foundation grants in Latin America. The University of Buenos Aires (opposite, top photo) has received assistance for its sociology and physics departments. Center, a class at the University of Concepción, Chile, studies biology; a Foundation grant to the University helped establish institutes of biology, chemistry, mathematics, and physics. The Brazilian Institute of Education, Science and Culture (bottom) designs and manufactures science equipment, and mails it to secondary schools wishing to improve their teaching facilities. Right, a campus scene at the University of the Andes, in Bogotá, Colombia. The University received a grant for development of its program in arts and sciences and for construction of a work-study center with a library and study rooms.






Near Eastern countries have received grants for efforts ranging from development planning to education. Above, port modernization in Iran, where the Foundation this year concluded several years' assistance to the government planning organization that maps out such projects. Below, an Egyptian businessman studies in his room at the Institute of Management in Cairo. Right, Sudanese students at the University of Khartoum train to become teachers. Course in carpet-making (bottom left) is part of training for instructors in rural home industries in Syria. Library development and technical instruction have been part of Foundation aid to Africa. Bottom right, a student learns drafting at the Technical Institute, Dar es Salaam, Tanganyika. Opposite, a crowd greets a mobile bookshop in Northern Rhodesia.












Rickshaws, carts, and modern vehicles crowd one another on Howrah Bridge, Calcutta (opposite). Congestion and inadequate highways are among the problems facing the city, where the Foundation is providing consultants to help draw up a development plan. Among regional Southeast Asian projects supported by the Foundation is an analysis of the economic potential of the Mekong River Basin (top right). In Pakistan, students learn vocational skills to help expand the country's industrial potential, and a Burmese instructor in sheet-metal work receives advanced training at the William Hood Dunwoody Institute in Minneapolis. Bottom, a woman visits a family-planning clinic in an Indian village. The Foundation has assisted India and Pakistan in the research and education phases of family planning, which is part of their national policies.



*continued from page 63*

To strengthen European teaching of American history, culture, and institutions, the Foundation made a grant of \$2.5 million for graduate study in the United States by young European university instructors and for teaching posts in American subjects at European universities. The program is administered by the American Council of Learned Societies. One aim is to provide university training in Europe that will enable future secondary-school teachers to study American aspects of their subjects. The Salzburg Seminar in American Studies, which has received past Foundation support, was granted \$225,000 for its residential seminars for young European leaders. Each year, about 350 authors, journalists, scholars, government officials, professional men, and businessmen attend four-week seminars on such subjects as American foreign policy, legal thought, and cultural institutions.

The Foundation made grants totaling \$300,000 for a new Center of Economic Research, in Athens, established in cooperation with the University of California (Berkeley). The grant provides for employment of American and European economists and for fellowships to enable prospective faculty members to do graduate work at Berkeley. A similar arrangement with the University of California, aimed at strengthening the training of the Italian civil service through research and advanced study, is in effect at the University of Bologna Graduate School in Administrative Sciences. Established with grants in 1958, the program this year received additional support totaling \$185,000.

In other fields, grants were made for training and research in recent Asian economic history, at the University of London School of Oriental and African Studies; in international business problems, at the European Institute of Business Administration, in Paris; and in international-trade law, at the University of Frankfurt.

*Increasing  
International  
Understanding*

A major study of the selection, education, and career development of the United States' growing corps of foreign-service personnel was assisted with a \$200,000 grant to the Carnegie Endowment for International Peace. Though conducted with the cooperation of the State Department and other government agencies, the inquiry and its recommendations will be the work of a private, independent committee.

Support for the Foreign Policy Association, a private American organization to develop citizen understanding of international issues, was continued for four years with a grant of \$1.5 million. The Associ-

ation conducts discussion, publication, and other information activities in communities throughout the country. It also assists the foreign-affairs programs of chambers of commerce, religious denominations, parent-teacher groups, and voluntary organizations.

The Council on World Tensions, under the executive chairmanship of Lester B. Pearson, former Canadian foreign minister, received a \$180,000 grant to continue its conferences and seminars on the means for preventing internal and international tensions from growing into conflicts. In 1961, conferences were held at the University of Bombay and Oxford University; in the coming year, meetings are scheduled for Africa, Ceylon, and Japan.

### *East-West Contacts*

With an appropriation of \$500,000, the Foundation brought to \$2.3 million its support since 1957 for educational and cultural contacts with East European countries and the Soviet Union. The number of Polish and Yugoslav scholars and specialists visiting the United States and Western Europe under the program reached a total of 331. Assistance was also given to a University of Texas program in Yugoslavia, which includes exchanges and the establishment of chairs in American literature and in linguistics at Yugoslav universities.

A complete list of grants in the International Affairs program begins on page 142; projects, page 163; appropriations, page 168.

## Overseas Development

The Foundation in 1961 increased to \$20 million its regular annual budget for assistance to less-developed countries, compared with \$15 million in each of the four preceding years. The increase is primarily for expanded activities in Africa and Latin America.

The Overseas Development program helps establish or strengthen institutions important to the long-term growth of developing nations in South and Southeast Asia, the Near East, Africa, and Latin America and the Caribbean area. Increasingly, the program is supporting projects whose lessons and benefits transcend national boundaries to cover a whole region. Grants have been made in thirty-two countries and territories, including—for the first time this year—Colombia, Guinea, and Tunisia.

*South and  
Southeast Asia*

Although assistance was concentrated in India and Pakistan, the Foundation also made grants in Burma, Indonesia, and Nepal, and supported studies of education and resource development significant to countries throughout the region.

*Regional.* The Foundation granted \$100,000 for a cooperative study of the role of higher education in Southeast Asia by the International Association of Universities and UNESCO. The study will collect data on the status of higher education in relation to the social, economic, and cultural needs of the area. In particular, it will help academic and governmental institutions assess regional priorities and capabilities for providing professional leadership.

To help strengthen the economic resources of Southeast Asia, the Foundation provided consultants to the Committee for Coordinating the Development of the Lower Mekong Basin, composed of representatives of Cambodia, Laos, Thailand, and Vietnam. The consultants will help the Committee define a regional program of economic studies relating to the development potential of the Mekong River Valley.

*Urban Development.* A grant of \$800,000 was made to provide the Indian state of West Bengal with a team of consultants to help establish a Metropolitan Planning Organization and formulate a development plan for Calcutta. The organization will be concerned with planning water-supply and sewage systems, housing, industrial parks, satellite towns, port expansion, highways, and other facilities. A related \$600,000 grant was made under the Foundation's Public Affairs program to the Institute of Public Administration, in New York, for comparative urban research and training based primarily on the Calcutta project. The Institute will organize a group of universities, research organizations, and civic and public agencies to participate in the project and share its findings.

In Pakistan, a grant of \$700,000 will continue assistance to the government's National Housing and Settlements Agency, and will help retain foreign experts to deal with urban congestion. The grant will enable fifty Pakistanis to prepare at the Athens Technological Institute for planning positions in Pakistan. The Foundation also granted \$130,000 for architectural supervision for the construction of two village-development academies and other educational institutions. An \$80,000 grant in East Pakistan was made for architectural services for school construction.



*Food and Population.* The Foundation continued to assist India and Pakistan with their problems of balancing population and food supply. A grant of \$2,340,000 was made from past appropriations to support agricultural demonstrations in one district in each of seven Indian states. The projects seek to increase food output 50 per cent in five years by providing seed, fertilizer, and insecticide, as well as necessary supporting services of credit, storage, markets, training, and specialized guidance. The new funds will be used to import equipment for seed-treatment and soil-testing laboratories and to provide field transport. Previous funds were allocated for foreign specialists, Indian staff, workshops, demonstrations, training centers, and research and evaluation.

Grants were made in India and Pakistan, at their governments' request, to assist the research and education phases of their family-planning programs. In India, a \$603,000 grant will aid research and education on communications in family planning; in Pakistan, a grant of \$549,000 will provide consultants to a National Institute of Family Planning and its provincial counterparts in East and West Pakistan.

*Industrial Development.* The Foundation, which has assisted small-industry development in India with earlier grants totaling \$5 million, gave \$600,000 for the establishment of a Small Industries Extension Training Institute. A grant of \$200,000 was made for a National Institute for Industrial Design to improve the quality of manufactured goods.

A \$181,000 grant, the last of a series begun in 1957, was made to help train Indian engineers in management and production methods in the United States steel industry under the Indian Steel Training and Education Program. When the program is completed, 600 engineers will have been trained with grants totaling \$2,153,000.

A grant of \$167,000 was made to the William Hood Dunwoody Industrial Institute, in Minneapolis, for the final phase of the Foundation's aid to the Rangoon Technical High School and the Government Technical Institute at Insein, in Burma. Since 1954, funds totaling \$1,677,000 have been provided for consultants, foreign training for Burmese teachers, books, and equipment.

*Management and Planning.* A grant of \$434,000 was made to help establish an Institute of Management, at Calcutta, as a postgraduate training and research center in business and industrial management. The Institute will prepare young men for industrial and business careers,

teaching, or research; provide further training for practicing executives; and conduct research on business problems.

In Pakistan, a further grant of \$790,000 was made for assistance by Harvard University to the Planning Commission. With previous grants totaling \$2,770,000, Harvard consultants assisted in the organization of the Planning Commission, the preparation of Pakistan's First and Second Five Year Plans, and the improvement of planning research and analysis.

In Indonesia, a grant of \$550,000 will continue support to the Faculty of Economics at Gadjah Mada University with the assistance of the University of Wisconsin. A grant of \$267,500 was made to strengthen the Faculty of Economics at Nommensen University, in Sumatra.

*Rural Development.* In Burma, the Foundation granted \$207,000 for continued support of the State Agricultural Institute, at Pynmana, which trains high-school teachers of agriculture and government agricultural officers. Other assistance was given for a pilot project in agricultural credit and village financial organization, and for fellowships for training headmasters and teachers in agricultural schools.

In India, a \$200,000 grant provided continued support for research centers in engineering colleges to improve village planning and rural housing.

A \$335,000 grant in Nepal provided foreign technicians to complete the training of Nepali staff of a village and small-industries institute, and continued support to an institute in home economics.

*Africa* The Foundation's assistance to the emergent nations of Africa concentrated on education, public-service training, and consultants for administrative and development problems. The number of Foundation specialists and consultants working in Africa grew to fifteen.

Conferences on African labor and manpower problems and on science education were supported, respectively, at the University College, Ibadan, Nigeria, and in the United States under the auspices of the Physical Science Study Committee.

A program enabling American graduate students in industrial management to work for two years in government and other developmental posts in Africa was extended with a \$225,000 grant to the Massachusetts Institute of Technology.

*Nigeria.* The Foundation continued to provide consultants on development problems and to finance training workshops in management for Nigerian personnel in government, public corporations, and business.

Educational ventures at the university, secondary-school, and village levels were also assisted. A grant of \$300,000 was made to help establish a college in Lagos to train secondary-school teachers and staff for teacher-training institutions. The University College, Ibadan, received a grant for staff improvement. In the Northern Region, the Foundation provided funds for a motion-picture truck to show informational films in villages with low literacy rates.

*Congo.* Grants totaling \$268,000 were made to train magistrates and government officials at the National School of Law and Administration and other leaders at the Congolese Political Institute. Another grant, of \$250,000, provided emergency support for Lovanium University.

*North Africa.* The Foundation made its first grant in Tunisia—\$100,000 for a Center of Economic and Social Research at the University of Tunis. The Foundation also appointed a specialist in administration and development for North Africa, with headquarters in Tunis.

*Ghana.* Manpower consultants were provided to the government of Ghana, and a grant was made for a three-year study of the country's social and economic structure.

*East Africa.* The Foundation made grants to strengthen science teaching in secondary schools in Kenya and to train laboratory technicians at Makerere College in Uganda. The College also received a grant for research on African students who leave the Uganda school system at the end of primary school. Grants for library development at technical institutes were made in Kenya and Uganda, and consultants in manpower problems and civil-service training were made available to the government of Tanganyika.

*Near East* Grants were made in Iran, Iraq, Israel, Jordan, Lebanon, the Syrian Arab Republic, Turkey, and the United Arab Republic in rural development, education and research, management training, and economic planning. The Foundation also provided consultants to public and private agencies to assist development projects in these categories.

*Rural Development.* In the Syrian Arab Republic, a grant of \$147,000 will assist the establishment of regional extension centers in agricultural pilot projects, each with a technical staff and trained village workers. The Foundation provided consultants in Iran for rural development and for an agricultural faculty at the University of Shiraz, and in Lebanon for agricultural research and extension services.

To help establish an institute for rural-development leaders—particularly teachers at rural training colleges—for the Arab states, the American University of Beirut was granted \$32,000. Regional community development was also the subject of a Foundation-assisted seminar conducted by the Arab States Training Center for Education for Community Development; those attending included government officials, foreign experts, and 250 of the rural leaders trained by the Center in the past seven years.

*Education and Research.* The Foundation made a grant of \$320,600 to the Middle East Technical University, in Turkey, to help establish graduate programs in mathematics, physics, and chemistry. Funds were provided for visiting staff, library books and periodicals, and faculty travel to foreign conferences. Assistance in Turkey was also given for a permanent conference and research board to sponsor discussions on development problems.

A grant of \$100,000 to the American University at Cairo will assist a study, in cooperation with appropriate government agencies, of the 50,000 Nubian Egyptians who must be relocated before their land is flooded by the high dam being built at Aswan. The study, involving Nubian institutions, traditions, and living patterns, will form the basis for resettlement plans.

Other assistance was given in Iraq, for library development at the University of Baghdad and for support of Al-Hikma University; in Jordan, for expansion of facilities for the junior-college program at Bir-Zeit; and in Lebanon, for a consultant in education.

*Management Training.* In the United Arab Republic, consultants were provided to the Management Development Institute, set up with Foundation aid to train senior executives. A grant of \$338,000 was made to the National Institute of Planning, an agency established with Foundation aid in 1959 to train economists in planning techniques and to do research on development problems.

*Economic Planning.* In Iran, the Foundation approved a terminal grant of \$371,000 to the Division of Economic Affairs of the Plan Organization. The grant brought to \$1,283,000 the total Foundation aid for this purpose.

*Latin America and  
the Caribbean Area*

The Foundation this year made its first grants in Colombia and continued its assistance to educational and research institutions in Argentina, Brazil, Chile, and the West Indies. In addition, it supported regional conferences on tax administration, banking structures, and mathematics education, as well as a review of the social-science program of the Inter-american Institute of Agricultural Sciences.

*Argentina.* The Foundation granted \$429,000 to the University of Buenos Aires to provide teaching and research equipment for the physics department. The grant will also help initiate an experimental program in closed-circuit television. Another grant was made to improve chemistry teaching and research at the University.

A \$400,000 grant to the National Council of Scientific and Technical Investigations was made to improve secondary-school science teaching and to help remedy gaps in the country's scientific research.

*Brazil.* Grants were made to strengthen teaching and research in science and economics and to establish an animal-nutrition center in the state of São Paulo. The center, supported with a \$350,000 grant, will carry out research to improve animal products, with the aim of raising standards of human nutrition. The Pontifical Catholic University of Rio de Janeiro received a \$190,000 grant to strengthen teaching and research in the basic sciences, and the Brazilian Institute of Education, Science and Culture, a \$125,000 grant to improve secondary-school science teaching. A grant of \$130,000 was made to the University of Rio Grande do Sul to improve the undergraduate economics program.

*Chile.* The University of Chile received a total of \$1,160,000 to develop a new program of regional colleges in the provinces and to initiate a graduate economics program at the doctoral level. The regional colleges will prepare high-school graduates either for advanced study at the University in Santiago or for a variety of middle-level careers in

their own regions. The graduate economics program is designed to provide specialists for teaching and research posts in Chile and other Latin-American countries.

*Colombia.* Four grants were made to educational institutions in Colombia. One, for \$736,000, went to the University of the Andes in support of a college of arts and sciences to improve general educational standards and of an academic center with a library, classrooms, and faculty offices. The University of the Valley received \$220,000 for a school of basic studies. The Industrial University of Santander received \$78,000 to develop its electrical-engineering facilities and to support its program in the humanities and social sciences. The Colombian Institute for Advanced Training Abroad received assistance to initiate a program in manpower studies and to strengthen the dissemination of information on opportunities in higher education.

*West Indies.* The Foundation granted \$1 million to aid development of the Trinidad campus of the University College of the West Indies. The grant is for a building for the institution's programs in civil, mechanical, electrical, and chemical engineering.

A complete list of 1961 grants in the Overseas Development program begins on page 147; projects, page 163; and appropriations, page 169.

# Fellowships

<b>Foreign Area Training Fellowships</b>	<b>82</b>
<b>Economics and Business Administration Fellowships</b>	<b>84</b>
<b>Law Faculty Fellowships</b>	<b>87</b>
<b>Humanities and the Arts Fellowships</b>	<b>88</b>

## Foreign Area Training Fellowships

Two hundred Foreign Area Training Fellowships were awarded in fiscal 1961. Listed under their areas of study, the recipients and their permanent addresses were:

### Asia and the Near East

David Abosch, *Middletown, Conn.*  
Rifa'at Ali Abou-El-Haj, *Princeton, N.J.*  
Robert Lee Backus, *Berkeley, Calif.*  
John H. Badgley, *Berkeley, Calif.*  
Ruth Marilyn Blaut, *New Haven, Conn.*  
Mary R. Borden, *New York, N.Y.*  
Paul Richard Brass, *Brookline, Mass.*  
Leon Carl Brown, *Mayfield, Ky.*  
Alan Philip Carlin, *Birmingham, Mich.*  
Benjamin Ira Cohen, *Cambridge, Mass.*  
Robert Knox Dentan, *New York, N.Y.*  
Robert Franklin Dernberger, *Pontiac, Mich.*  
James Erwin Dew, *Dade City, Fla.*  
Norma Joyce Diamond, *Richmond Hill, N.Y.*  
Doris Joan Dohrenwend, *New York, N.Y.*  
Jack L. Dull, *Seattle, Wash.*  
Peter Duus, *Amherst, Mass.*  
George Saul Elison, *Cambridge, Mass.*  
Penelope Estabrook, *Brandon, Vt.*  
Marilyn Jane Evans, *Huntington, N.Y.*  
Gennaro Falconeri, *Reno, Nev.*  
Kenneth Everett Folsom, *Long Beach, Calif.*  
Calvin Leonard French, *Lowell, Mass.*  
Vartan Gregorian, *Tenafly, N.J.*  
Dorothy Hess Guyot, *Chicago, Ill.*  
Esther M. Handler, *Washington, D.C.*  
James P. Harrison, Jr., *Charles City, Va.*  
Robert Harrison, *New York, N.Y.*  
Donald Charles Hellmann, *Berkeley, Calif.*  
Roy M. Hofheinz, Jr., *Houston, Texas*  
Stanley Insler, *New York, N.Y.*  
Eugene Frederick Irschick, *Lancaster, Pa.*  
Yoshio Iwamoto, *Toronto, Ont., Canada*  
Chalmers Ashby Johnson, *Albany, Calif.*  
William Arthur Johnson, *Buffalo, N.Y.*  
Clifford Reis Jones, *Santa Rosa, Calif.*  
Harold L. Kahn, *Poughkeepsie, N.Y.*  
M. Catherine Kassarian, *New York, N.Y.*  
Robert Norman Kearney, *Los Angeles, Calif.*  
Charles Fenton Keyes, *Idaho Falls, Idaho*  
Cornelius J. Kiley, *Peabody, Mass.*  
David Chapin Kinsey, *Richmond, Ind.*  
David I. Kopf, *Fair Lawn, N.J.*  
John Anthony Laska, Jr., *Clinton, N.Y.*  
Robert Carlton Lester, *Dallas, Ore.*  
Charlton M. Lewis, *Altadena, Calif.*

David Whitwell McCurdy, *Ithaca, N.Y.*  
James Frederick McGarry, Jr., *Merion, Pa.*  
Maurice J. Meisner, *Chicago, Ill.*  
Pauline Dublin Milone, *San Francisco, Calif.*  
Michael H. Moerman, *New Haven, Conn.*  
Clement Henry Moore, *Westmount, Que., Canada*  
William Fitch Morton, *Orlando, Fla.*  
David Paul Mazingo, *Long Beach, Calif.*  
William Edward Naff, *Okanogan, Wash.*  
Ralph Wallace Nicholas, *Westchester, Ill.*  
Stanley James O'Connor, Jr., *Chevy Chase, Md.*  
George R. Packard, *Villanova, Pa.*  
Dwight Heald Perkins, *Evanston, Ill.*  
Richard M. Pfeffer, *Woodmere, N.Y.*  
Donald Hubert Pond, *Dearborn, Mich.*  
Jack M. Potter, *Berkeley, Calif.*  
Bruce Raymond Pray, *Detroit, Mich.*  
Kenneth B. Pyle, *State College, Pa.*  
Mohammed Ali Raza, *Seattle, Wash.*  
Barbara Louise Rice, *Mountain Lakes, N.J.*  
Moss Roberts, *Brooklyn, N.Y.*  
Barbara Ann Ruch, *Philadelphia, Pa.*  
Stuart Schaar, *New York, N.Y.*  
Irwin Scheiner, *Far Rockaway, N.Y.*  
John Ernest Schrecker, *New York, N.Y.*  
James Robert Shirley, *Oakland, Calif.*  
John C. Singleton, *Slingerlands, N.Y.*  
Roger Morton Smith, *Ithaca, N.Y.*  
Mary Frances Ann Somers, *Washington, D.C.*  
William E. Steslicke, *Livonia, Mich.*  
James Harold Stine, *Stillwater, Okla.*  
Maner Lawton Thorpe, *Los Angeles, Calif.*  
James Roger Townsend, *Berkeley, Calif.*  
Arlon Rex Tussing, *Berkeley, Calif.*  
Lyman Page Van Slyke, *Chicago, Ill.*  
Lily Chen Wang, *Cambridge, Mass.*  
Frances Nitzberg Waxman, *Pleasant Ridge, Mich.*  
Nahum Joel Waxman, *Pleasant Ridge, Mich.*  
Stanley Weinstein, *Brooklyn, N.Y.*  
Constance Maralyn Wilson, *Jefferson, Maine*  
George Macklin Wilson, *Norway, Maine*  
Robert Gerald Wilson, *Ladue, Mo.*  
Harold Paul Wright, *Dayton, Ohio*  
William A. Wycoff, Jr., *Cliffside Park, N.J.*  
Aram Alan Yengoyan, *Fresno, Calif.*  
Martie Wing Young, *Ithaca, N.Y.*  
Sepehr Zabih, *Berkeley, Calif.*  
Labib Zuwiyya-Yamak, *Lexington, Mass.*



## Soviet Union and East Europe

Stephen Sanford Anderson, *West Orange, N.J.*  
Wilson Robert Augustine, *East Islip, N.Y.*  
Robert Louis Barry, *Lansdowne, Pa.*  
Douglas Joseph Bennet, Jr., *Lyme, Conn.*  
Thomas Paul Bernstein, *Ithaca, N.Y.*  
Seweryn Bialer, *New York, N.Y.*  
Howard Lowell Biddulph, *Bloomington, Ind.*  
Danuta Irena Bienkowski, *Toronto, Ont., Canada*  
Andrew Quarles Blane, *Hopkinsville, Ky.*  
Christopher Hast Boehm, *Vista, Calif.*  
Martha Ingrid Bohachevsky, *Philadelphia, Pa.*  
Daniel Roberts Brower, *Western Springs, Ill.*  
Alan Andrew Brown, *Harrisburg, Pa.*  
Malcolm Hamrick Brown, *Charlottesville, Va.*  
Barbara Renee Budin, *New York, N.Y.*  
Donald Steven Carlisle, *Cambridge, Mass.*  
Judith Ellen Cohen, *Washington, D.C.*  
Michael Cole, *Bloomington, Ind.*  
David Dinsmore Comey, *Cincinnati, Ohio*  
Robert Owen Crummey, *Toronto, Ont., Canada*  
Harvey Leonard Dyck, *Vancouver, B.C., Canada*  
Charles Fox Elliott, *Belmont, Mass.*  
George Feifer, *Passaic, N.J.*  
Neil Collard Field, *Scarborough, Ont., Canada*  
Jack Carrington Fisher, *Cortland, N.Y.*  
Noreen Marie Gallagher, *Brooklyn, N.Y.*  
Charles George Gati, *Bloomington, Ind.*  
Linda Groves Gerstein, *Somerville, Mass.*  
James Ronald Gibson, *Chilliwack, B.C., Canada*  
Loren Raymond Graham, *West Lafayette, Ind.*  
Sylvia Grace Hertz, *Chicago, Ill.*  
John Helms Hodgson III, *Orford, N.H.*  
Marvin Riddell Jackson, Jr., *Berkeley, Calif.*  
Gerald John Krisinski, *Jersey City, N.J.*  
Gail Warshofsky Lapidus, *Cambridge, Mass.*  
Alan Saul Lichtenstein, *Philadelphia, Pa.*  
Sanford Raymond Lieberman, *Rochester, N.Y.*  
Stephen Lukashevich, *Berkeley, Calif.*  
Judith Malev, *Houston, Texas*  
James Andrew Malloy, Jr., *Charleston, W. Va.*  
William Ogden McCagg, Jr., *Avon, Conn.*  
Deborah Duff Milenkovitch, *Washington, D.C.*  
James Robert Millar, *San Antonio, Texas*  
Carol Gayle Moodie, *New York, N.Y.*  
Roger Paul Morris, *Cambridge, Mass.*  
Richard Edward Morrison, *White Plains, N.Y.*  
Daniel Michael Mulholland, *Evanston, Ill.*  
Elinor Anne Murray, *Chicago, Ill.*  
George J. A. Murray, Jr., *New York, N.Y.*  
Anthony Graham Netting, *Pittsburgh, Pa.*  
Bertell Ollman, *Milwaukee, Wis.*  
Jaroslaw Pelenski, *Chicago, Ill.*  
Jaroslaw Andrzej Piekalkiewicz, *Bloomington, Ind.*  
Alan Payson Pollard, *Berkeley, Calif.*  
Don Cravens Price, *Cambridge, Mass.*

Robin Alison Remington, *Bacliff, Texas*  
Helma Repczuk, *Richmond Hill, N.Y.*  
Leonard Carl Rowe, *Berkeley, Calif.*  
Don Karl Rowney, *Kokomo, Ind.*  
Norman Eugene Saul, *La Fontaine, Ind.*  
Barney Kirsch Schwalberg, *Lansdale, Pa.*  
Allen Aaron Sinel, *New Haven, Conn.*  
Arthur Rogers Sprague, Jr., *Monmouth, Maine*  
Leland Gale Stauber, *Kensington, Md.*  
Rolf Heinz-Wilhelm Theen, *Martinsville, Ind.*  
Fred S. Weinstein, *Berkeley, Calif.*  
Robert Albert Wohl, *Los Angeles, Calif.*  
Lewis William Wolfson, *Providence, R.I.*  
Joseph Frederick Zacek, *New York, N.Y.*  
William Zimmerman IV, *New York, N.Y.*

## Africa

Ralph Albert Austen, *Great Neck, N.Y.*  
Jonathan Shedd Barker, *Oskaloosa, Kan.*  
Donald Lucas Barnett, *Los Angeles, Calif.*  
Thomas Owen Beidelman, *Naperville, Ill.*  
Thomas Lucien Blair, *Brookline, Mass.*  
Belmont Brice, Jr., *Tujunga, Calif.*  
George Edward Brooks, Jr., *Wilbraham, Mass.*  
Spencer Hunter Brown, *La Grange, Ill.*  
Marion Elizabeth Doro, *Gainesville, Fla.*  
Nicholas England, *Waco, Texas*  
William Jay Foltz, *New Haven, Conn.*  
Pierre Bettez Gravel, *Montreal, Que., Canada*  
Elaine Catherine Hagopian, *Cambridge, Mass.*  
Richard Neal Henderson, *Casper, Wyo.*  
Douglas Christian Kelley, *Cambridge, Mass.*  
Max Coppage Kirkeberg, *Stanton, Iowa*  
Charles Henri La Muniere, *Nyack, N.Y.*  
Michael Frank Lofchie, *Oakland, Calif.*  
William Roger Louis, *Oklahoma City, Okla.*  
Gerard Lucas, *Ville St. Michel, Que., Canada*  
Norma McLeod, *Pocatello, Idaho*  
Albert James McQueen, *Hampton, Va.*  
Marian Ellen McReynolds, *Rockford, Ill.*  
Stanley Meisler, *Washington, D.C.*  
Linda Mirin, *Brooklyn, N.Y.*  
Norman William Mosher, *Belfast, Maine*  
Robert Henry Neuman, *Brooklyn, N.Y.*  
Sayre Perry Schatz, *Hicksville, N.Y.*  
Leon Siroto, *New York, N.Y.*  
Audrey Yolonda Smedley, *Detroit, Mich.*  
David Robert Smock, *Ithaca, N.Y.*  
Lionel Tiger, *Montreal, Que., Canada*  
Sheldon Griswold Weeks, *Sheffield, Mass.*  
Brian Gilbert Weinstein, *Jamestown, N.Y.*  
Harrison Morris Wright, *Swarthmore, Pa.*  
Merwin Crawford Young, *Washington, D.C.*

# Economics and Business Administration Fellowships

The following were recipients of four types of Fellowships in Economics and Business Administration during fiscal 1961. Candidates were nominated by universities at the invitation of the Foundation, and selections were made with the assistance of advisory committees of faculty members. In most cases, the Foundation made grants for the fellowships to the nominating institutions. In cases where nominating institutions and places of study differed, the nominating institutions are given below in parentheses.

## Predoctoral

To outstanding holders of the Master of Business Administration degree for continued work toward the doctoral degree.

### California, University of (Berkeley)

Jack S. Andresen, *Pinole, Calif.*  
David W. Conrath, *Kansas City, Mo.*  
(*Carnegie Institute of Technology*)  
Douglas M. Egan, *Berkeley, Calif.*  
Charles S. Franklin, *Paris, Tenn.*  
(*University of Tennessee*)  
Loyd C. Heath, *San Francisco, Calif.*  
George R. Martin, *Seattle, Wash.*  
(*University of Washington*)  
Paul L. Schmidbauer, *Berkeley, Calif.*  
George C. Steinike, *Albany, Calif.*  
David H. Stimson, *Berkeley, Calif.*

### California, University of (Los Angeles)

Frank Greenwood, *Los Angeles, Calif.*  
Andrew Grindlay, *Los Angeles, Calif.*  
Richard Leabow, *Los Angeles, Calif.*  
Robert R. McKenzie, *Los Angeles, Calif.*  
Charles R. Miller, Jr., *Van Nuys, Calif.*  
Richard W. Senseman, *Los Angeles, Calif.*  
Fraser G. Wallace, *Los Angeles, Calif.*

### Carnegie Institute of Technology

George H. Haines, Jr., *Huntington Woods, Mich.*  
Michael J. Hamburger, *Pittsburgh, Pa.*  
Frederick S. Hammer, *Franklin Square, N.Y.*  
Robert E. Harding, *New Bedford, Mass.*  
Yuji Ijiri, *Yamato-Koriyama, Japan*  
(*University of Minnesota*)  
Kenneth E. Knight, *Mount Vernon, N.Y.*  
Ferdinand K. Levy, *Pittsburgh, Pa.*  
Gerald T. Montgomery, *Hornick, Iowa*  
(*Rutgers University*)  
Louis R. Pondy, *Beaver, Pa.*  
Dan P. Remington, *Pittsburgh, Pa.*  
Jerome D. Wiest, *Salt Lake City, Utah*  
Oliver E. Williamson, *Pittsburgh, Pa.*

### Chicago, University of

Robert M. Battaglin, *Chicago, Ill.*  
Thomas W. Bolland, *Chicago, Ill.*  
Benjamin F. King, *Park Forest, Ill.*  
William Poole, Jr., *Wilmington, Del.*  
Jack F. Williams, Jr., *Chicago, Ill.*

### Columbia University

Wolfram R. V. Arendt, *Elberon, N.J.*  
John C. Burton, *New York, N.Y.*  
Frederick W. Cleveland, Jr., *Hoboken, N.J.*  
E. Bruce Fredrikson, *New York, N.Y.*  
John D. Hayden, *Mattituck, N.Y.*  
Lee C. Nehrt, *Hempstead, N.Y.*  
John G. Pate, Jr., *Pensacola, Fla.*  
Ross A. Webber, *Rochester, N.Y.*

### Florida, University of

Robert G. Murdick, *Rexford, N.Y.*

### Harvard University

Norman A. Berg, *Latrobe, Pa.*  
Joseph L. Bower, *New York, N.Y.*  
Robert H. Caplan, *Glen Ridge, N.J.*  
Leo A. Guthart, *Cambridge, Mass.*  
James S. Hekimian, *Belmont, Mass.*  
Thomas C. Kienzle, Jr., *Inglewood, Calif.*  
(*Stanford University*)  
Paul E. Legan, *Glendale, Mo.*  
J. Joseph Loewenberg, *Groton, Mass.*  
Philip F. Myers, *Cleveland Heights, Ohio*  
(*Ohio State University*)  
Frederic M. Scherer, *Ottawa, Ill.*  
Bruce R. Scott, *Western Springs, Ill.*  
Kenneth Simmonds, *Cambridge, Mass.*  
Ralph G. Sultan, *Cambridge, Mass.*  
Robert B. Wilson, Jr., *Lincoln, Neb.*

### Indiana University

Larry L. Cummings, *Camby, Ind.*  
Alan H. Leader, *Rochester, N.Y.*  
George A. Wing, *Cincinnati, Ohio*

### Massachusetts Institute of Technology

Warren G. Briggs, *Mansfield, Mass.*  
Dodds I. Buchanan, *Cody, Wyo.*  
(*University of Texas*)  
Charles H. Kriebel, *Spring Lake, N.J.*  
(*University of Pennsylvania*)  
Wilbur G. Lewellen, *Belle Vernon, Pa.*  
Raghu Nath, *Delhi, India*  
William L. White, *Cambridge, Mass.*

### Michigan, University of

Peter H. Knutson, *Beloit, Wis.*  
(*University of Wisconsin*)  
Charles S. Mayer de Berncastle, *Toronto, Ont., Canada*  
Gibbes U. Miller, *Monticello, Fla.*

### Minnesota, University of

Thomas J. Burns, *Minneapolis, Minn.*  
Richard N. Cardozo, *Minneapolis, Minn.*  
Harvey S. Hendrickson, *McGregor, Minn.*

### Dissertation

To enable graduate students in economics and business administration to devote a full year to the writing of their doctoral dissertations.

### Brown University

Matityahu Marcus, *Providence, R.I.*

### California, University of (Berkeley)

Andrzej Brzeski, *Berkeley, Calif.*  
Brian R. Van Arkadie, *London, England*

### Chicago, University of

George J. Benston, *Chicago, Ill.*  
John U. Farley, *Chicago, Ill.*  
John E. Floyd, *Moose Jaw, Sask., Canada*

### Columbia University

Alan D. Entine, *Roslyn Heights, N.Y.*

### Cornell University

Duncan R. G. Campbell, *Toronto, Ont., Canada*

### Harvard University

Donald F. Cox, *Victoria, B.C., Canada*  
Henry B. Eyring, *Salt Lake City, Utah*  
Roy Penchansky, *Cambridge, Mass.*  
Md. Anisur Rahman, *Dacca, Pakistan*  
Zbynek L. Vancura, *Miami, Fla.*

### Pittsburgh, University of

Richard D. Major, *Pittsburgh, Pa.*

### Purdue University

William R. Soukup, *Dover, Ohio*

### Southern California, University of

Wilma D. Stricklin, *Pasadena, Calif.*

### Stanford University

Nicholas Baloff, *Fremont, Calif.*  
Joel Bergsman, *Forty Fort, Pa.*  
Laurence E. Harvey, *Denton, Texas*  
Danny E. Schendel, *Norwalk, Wis.*  
Ronald F. Wippert, *Berkeley, Calif.*  
(*University of Colorado*)

### Texas, University of

George A. Christy, *Austin, Texas*

### Washington, University of

Walter A. Hill, *Seattle, Wash.*  
Charles A. Lee, *Spur, Texas*  
Stanley M. Sackett, *Seattle, Wash.*  
Arthur L. White, *College Place, Wash.*

### Yale University

Edgar W. Francisco III, *Holly Springs, Miss.*

### Indiana University

Dale A. Berry, *Decatur, Ill.*  
Bernard Bogar, *Cleveland Heights, Ohio*  
Donald H. Brennecke, *Bloomington, Ind.*  
Donald H. Granbois, *Libertyville, Ill.*

### Johns Hopkins University

Peggy Richman, *Bethesda, Md.*

### Massachusetts Institute of Technology

Gerald L. Childs, *Brooklyn, N.Y.*  
George E. Delehanty, *Montgomery, Minn.*  
Ronald L. Teigen, *Kenyon, Minn.*

### Michigan, University of

Chikashi Moriguchi, *Nishinomiya, Hyogo, Japan*

### Minnesota, University of

Eugene R. Melander, *Minneapolis, Minn.*

### Northwestern University

Dawson E. Brewer, *Evanston, Ill.*  
M. Bruce Johnson, *St. Paul, Minn.*

Rochester, University of  
Akira Takayama, *Isogu-ku, Yokohama, Japan*

Stanford University  
Frederick S. O'Brien, *Stanford, Calif.*  
Menahem E. Yaari, *Jerusalem, Israel*

Syracuse University  
Aubrey D. Tussing, *Syracuse, N.Y.*

Texas, University of  
Robert L. Bennett, *El Paso, Texas*

Washington, University of  
Alvar O. Elbing, Jr., *Seattle, Wash.*  
Keith E. Phillips, *Seattle, Wash.*

Wisconsin, University of  
Nils-Ivar Isaksson, *Madison, Wis.*  
Fredric Q. Raines, *Madison, Wis.*  
George C. Tiao, *Taipei, Taiwan*

Yale University  
John J. Arena, *Lynn, Mass.*  
James W. Friedman, *New Haven, Conn.*

### Faculty Research

To college and university faculty members for research on economics and business problems of their own choosing.

Brigham Young University  
B. Delworth Gardner, *Provo, Utah*

Brown University  
Jerome L. Stein, *Providence, R.I.*

California, University of (Berkeley)  
Ewald T. Grether, *Berkeley, Calif.*  
Hyman P. Minsky, *Berkeley, Calif.*

California, University of (Los Angeles)  
J. Fred Weston, *Santa Monica, Calif.*

Carnegie Institute of Technology  
James G. March, *Pittsburgh, Pa.*

Chicago, University of  
Paul W. MacAvoy, *Chicago, Ill.*  
Merton H. Miller, *Pittsburgh, Pa.*  
(*Carnegie Institute of Technology*)  
Theodore W. Schultz, *Chicago, Ill.*

Columbia University  
Alexander Erlich, *New York, N.Y.*  
James W. Kuhn, *Cresskill, N.J.*

Cornell University  
Ta-Chung Liu, *Ithaca, N.Y.*  
J. Hart Walters, Jr., *Ithaca, N.Y.*

Duke University  
C. E. Ferguson, *Durham, N.C.*

Harvard University  
Abram Bergson, *Cambridge, Mass.*

Indiana University  
Samuel M. Loescher, *Bloomington, Ind.*

Maryland, University of  
Norton T. Dodge, *College Park, Md.*

Massachusetts Institute of Technology  
Robert L. Bishop, *Wellesley, Mass.*  
Edwin Kuh, *Concord, Mass.*

Michigan State University  
Anthony Y. C. Koo, *Okemos, Mich.*

Michigan, University of  
Gardner Ackley, *Ann Arbor, Mich.*

Northwestern University  
Frank W. Fetter, *Evanston, Ill.*

Ohio University  
Lee Soltow, *Athens, Ohio*

Oregon, University of  
Paul B. Simpson, *Eugene, Ore.*

Pennsylvania, University of  
Murray Brown, *Philadelphia, Pa.*

Pittsburgh, University of  
Bela Gold, *Pittsburgh, Pa.*

Purdue University  
Duncan M. McDougall, *West Lafayette, Ind.*

Rochester, University of  
Murray E. Polakoff, *Austin, Texas*  
(*University of Texas*)

San Francisco, University of  
Yuan-li Wu, *Menlo Park, Calif.*

Saskatchewan, University of  
Kenneth A. Buckley, *Saskatoon, Sask., Canada*

Stanford University  
Melvin W. Reder, *Stanford, Calif.*

Vanderbilt University  
John A. Brittain, *Nashville, Tenn.*

Wayne State University  
Karl W. Roskamp, *Oak Park, Mich.*

West Virginia University  
Leo Fishman, *Morgantown, W.Va.*

### Business-Faculty Study

To business-school faculty members for up to one year of study in mathematics, statistics, or the social sciences other than economics.

California, University of (Berkeley)  
Richard V. Mattessich, *Berkeley, Calif.*

North Carolina, University of  
Lowell D. Ashby, *Chapel Hill, N.C.*

DePaul University  
Marcus Alexis, *Chicago, Ill.*  
Charles Z. Wilson, *Park Forest, Ill.*

Pennsylvania, University of  
James E. McNulty, *Springfield, Pa.*

Minnesota, University of  
Robert J. Holloway, *St. Paul, Minn.*  
Marcel K. Richter, *St. Paul, Minn.*  
George Seltzer, *Minneapolis, Minn.*

Purdue University  
John Y. D. Tse, *West Lafayette, Ind.*

## Law Faculty Fellowships

Nine Law Faculty Fellowships were awarded during fiscal 1961 to teachers in American law schools for research or study in the fields of law and public affairs and international legal studies. The recipients, their permanent addresses, and the law schools with which they are associated were:

### Law and Public Affairs

William Curran, *Waban, Mass.*, Harvard Law School and Boston University  
Frederick Reed Dickerson, *Bloomington, Ind.*, Indiana University School of Law  
Sanford Fox, *Brookline, Mass.*, Boston College Law School  
Saul Touster, *Buffalo, N.Y.*, University of Buffalo School of Law

### International Legal Studies

Robert Emmet Clark, *Albuquerque, N.M.*, University of New Mexico School of Law  
Ralph W. Johnson, *Seattle, Wash.*, University of Washington  
William MacDonald, *Gainesville, Fla.*, University of Florida College of Law  
Willard Pedrick, *Glenview, Ill.*, Northwestern University School of Law  
L. Hart Wright, *Ann Arbor, Mich.*, University of Michigan Law School

# Humanities and the Arts Fellowships

The following were recipients of fellowships in Humanities and the Arts during fiscal 1961. Candidates applied for consideration, and selections were made with the assistance of panels of artists, critics, and other professionals.

## Composers in High Schools

Fellowships to young composers to spend a year in public secondary-school systems composing for school orchestras, bands, choruses, and other musical groups.

### Composer

Thomas B. Briccetti, *New York, N.Y.*  
D. Donald Cervone, *Missoula, Mont.*  
John Barnes Chance, *Greensboro, N.C.*  
John Chorbajian, *Washington, D.C.*  
Wilson William Coker, *Broomall, Pa.*  
Nelson Keyes, *Los Angeles, Calif.*  
Karl Korte, *Troy, N.Y.*  
Robert M. Lombardo, *Iowa City, Iowa*  
Ronald LoPresti, *Winfield, Kan.*  
Lewis M. Miller, *Brooklyn, N.Y.*  
Robert Muczynski, *Chicago, Ill.*  
Joseph Penna, *New York, N.Y.*  
Conrad S. Susa, *New York, N.Y.*  
G. David Tcimpidis, *West Islip, N.Y.*  
Lawrence L. Widdoes, *New York, N.Y.*  
Ramon Zupko, *New York, N.Y.*

### School System

*Denver, Colo.*  
*Milwaukee, Wis.*  
*Greensboro, N.C.*  
*Evanston, Ill.*  
*Philadelphia, Pa.*  
*Louisville, Ky.*  
*Oklahoma City, Okla.*  
*Hastings-on-Hudson, N.Y.*  
*Winfield, Kan.*  
*Elkhart, Ind.*  
*Tucson, Ariz.*  
*Salt Lake City, Utah*  
*Nashville, Tenn.*  
*Sarasota County, Fla.*  
*Salem, Ore.*  
*Lubbock, Texas*

## Studies in the Creative Arts

Funds to undertake or to complete studies in the creative arts of potential significance to others interested in the field.

Dore Ashton, *New York, N.Y.*, art critic  
Sol Babitz, *Hollywood, Calif.*, violinist and editor  
Marie Farnsworth, *New York, N.Y.*, research ceramist  
Robert Forth, *Kalamazoo, Mich.*, curator  
Douglass Howell, *Westbury, N.Y.*, artisan in fine paper  
Paul Mills, *Oakland, Calif.*, museum director

Philip R. Randall, *New York, N.Y.*, art conservator  
Mary Rasmussen, *Durham, N.H.*, musicologist  
Charles Shackford, *Wellesley Hills, Mass.*,  
organist and musicologist  
Lee Simonson, *New York, N.Y.*, theater designer  
Chester Sprague, *Boston, Mass.*, architect

# Financial Statements

<b>The Treasurer's Review</b>	<b>91</b>
<b>Opinion of Independent Accountants</b>	<b>95</b>
<b>Balance Sheet</b>	<b>96</b>
<b>Income Fund</b>	<b>98</b>
<b>Principal Fund</b>	<b>99</b>
<b>Summary of Fund Balances</b>	<b>99</b>
<b>Investments</b>	<b>100</b>
<b>Grants</b>	<b>116</b>
<b>Projects</b>	<b>162</b>
<b>Appropriations</b>	<b>166</b>





# The Treasurer's Review

The balance sheet of the Ford Foundation at September 30, 1961, together with supporting statements for the fiscal year and the opinion thereon of Price Waterhouse & Co., independent public accountants, are presented beginning on page 95. Following is a review of matters of special interest in the Foundation's finances during the year.

*Income*      The Foundation's total income in fiscal 1961 was \$130,503,706, or \$3,150,068 more than in fiscal 1960. Dividends from Ford Motor Company stock accounted for 79 per cent of the income, although dividends from this stock decreased as a result of the disposition of shares. Dividends from other stock increased because of increased holdings. Income from interest also increased, reflecting two factors. One was the substantial increase in investments of funds through private negotiations at higher interest rates than those available on general-market bonds. The other was the investment in fixed-income obligations of most of the proceeds from sales of Ford Motor Company stock.

*Expenses*      Administrative expenses totaled \$5,296,147, or \$294,769 more than in 1960. The increase reflects staff additions, expansion of the Overseas Development program, and salary raises. Investment expenses are not included in this figure but are deducted from investment income.

*Grants and  
Project Expenditures*      The total of grants approved and of expenditures on projects administered by the Foundation, both of which are charged against income, was \$147,366,772 in fiscal 1961, or \$16,863,066 more than income. This brought to \$415,706,447 the cumulative excess of grants and project expenditures over net income since the establishment of the Foundation, as shown in the table on the following page.

## Income Fund Summary 1936-1961 *(in millions)*

FISCAL YEARS	Income after Administrative Expenses	Grants Approved and Project Expenditures	Excess (Deficiency) of Income
1936-1950 (inclusive)	\$115.4	\$36.8	\$78.6
1951	51.0	22.4	28.6
1952	30.3	39.0	(8.7)
1953	34.5	58.3	(23.8)
1954	44.4	58.5	(14.1)
1955	130.7	66.4	64.3
1956	162.2	559.7	(397.5)
1957	98.0	154.7	(56.7)
1958	87.5	79.8	7.7
1959	79.5	110.8	(31.3)
1960	122.4	163.0	(40.6)
1961	125.2	147.4	(22.2)
Totals	<u>\$1,081.1</u>	<u>\$1,496.8</u>	<u>(\$415.7)</u>

Payments against grants and projects approved in 1961 and previous years totaled \$132,457,513; the cumulative total of such payments since 1936 is approximately \$1,292,700,000. Cumulative payments at any given point are less than the total of grants approved and project expenditures, since grants and projects generally are scheduled for payment at a later date or periodically over a number of years.

### *Appropriations*

Appropriations are trustee-approved actions that earmark funds from which grants and projects are later approved. Portions of appropriations not yet converted to grants or projects are not charged against income and are thus not shown in the Income Fund Statement; however, they are planned commitments for which a reserve has been established. This reserve amounted to \$56,835,708 at September 30, 1961, as shown in the balance sheet on pages 96 and 97. Details are given in the Statement of Appropriations, pages 166 to 169.

### *Net Worth*

The net worth of the Foundation—\$2,159,843,309—consists of the balance of principal (as shown in the Summary of Fund Balances on page 99) less unexpended appropriations and the excess of grants, projects, and expenses over income since the start of the Foundation.

The chief credit to the Principal Fund this year—\$144,975,175—consisted of an increase in the carrying value of Ford Motor Company stock from \$47 a share to \$52 a share.\* Other increases resulted from the following factors:

—\$90,737,557 represented the excess over the carrying value at September 30, 1960, of net proceeds from sales and other dispositions of 2,915,261 shares of Ford Motor Company Class A stock converted into common shares. There were three dispositions. In the largest, 2,750,000 shares were sold at \$77.85 a share to a group of underwriters, who sold them to the public at \$80.50 a share. The second was the private sale of 150,000 shares at \$87 a share to a trust company for its clients, and the third was an exchange of 15,261 shares for 6,300 shares of Texas Instruments Incorporated. These dispositions, continuing the Foundation's program of diversifying its assets, brought to 17,353,585 shares the total disposed of since January, 1956; of this total, 16,950,000 shares were sold through four public offerings. The Foundation's remaining holding at the close of the 1961 fiscal year was 28,995,035 Class A nonvoting shares. The Foundation and the Ford Motor Company agreed, subject to appropriate conditions, that the Foundation would sell to the Ford Motor Company 1,063,000 shares of Class A stock on or before December 31, 1961.

—\$298,367 represented the net gain over book value from the sale of approximately twenty-one acres of land in Dearborn, Michigan.

—\$162,584 represented the net gain from sales of securities other than Ford Motor Company stock. This increase was realized after absorbing losses of about \$3,000,000 on sales of long-term bonds in order to shorten maturities and to reinvest in other securities at higher yields, mainly through direct placement.

### *Investments*

Other than the Ford Motor Company Class A stock discussed above, the investment portfolio at September 30, 1961, was as shown in the table on the following page.

\*This increase was made in accordance with a policy of adjusting the carrying value of the Ford stock on September 30 of each year to reflect the stockholders' approximate equity as indicated by the financial statements of the Ford Motor Company at December 31 of the preceding year.

	<u>Cost</u>	<u>Market Value</u>
U. S. Government and U. S. Government Agency obligations	\$460,057,533	\$463,390,315
Other obligations	272,504,689	271,111,082
Fixed and special deposits	84,720,696	84,634,238
Common and preferred stock	79,792,185	90,828,538
<b>Total</b>	<u><u>\$897,075,103</u></u>	<u><u>\$909,964,173</u></u>

Included in "other obligations" are \$174,000,000 in negotiated private placements with borrowers, made either directly or through investment bankers. On September 30, 1961, the Foundation was committed for additional private placements of \$67,000,000. The bulk of fixed and special deposits represented placement of proceeds from the sale of Ford Motor Company stock, and were made in commercial and mutual savings banks for short-term periods at interest rates higher than those available in the short-term bond market.

Maturities of investment obligations were as follows:

<u>Issues Maturing</u>	<u>Face Amounts</u>
1961-66	\$545,127,000
1967-71	180,123,000
1972-81	73,120,000
1982 and later	27,910,000
<b>Total</b>	<u><u>\$826,280,000</u></u>

The large proportion of short maturities is dictated by the prudence of covering payments of grants and other commitments with matching maturities.

The treasurer took office in January, 1961. He has been generously helped and supported by the president, the trustees, the finance committee, and his associates in the treasurer's office. To each of these he expresses his thanks.

*James M. Nicely*

## Opinion of Independent Accountants

PRICE WATERHOUSE & CO.

66 FINE STREET

NEW YORK 5

November 20, 1961

To the Board of Trustees of  
The Ford Foundation.

In our opinion, the accompanying statements present fairly the financial position of The Ford Foundation at September 30, 1961 and its income, expenditures and changes in fund balances for the year, in conformity with generally accepted accounting principles applied on a basis consistent with that of the preceding year. Our examination of these statements was made in accordance with generally accepted auditing standards and accordingly included such tests of the accounting records and such other auditing procedures as we considered necessary in the circumstances.

*Price Waterhouse & Co.*

The Ford Foundation

# Balance Sheet

September 30, 1961

## Assets

Cash		\$5,139,305
Accrued Interest and Dividends Receivable		8,044,594
Investments <i>(at cost)</i> <i>(pages 100-115)</i>		
Bonds and notes	\$732,562,222	
Fixed and special deposits	84,720,696	
Common and preferred stocks	<u>79,792,185</u>	
Total <i>(approximate market value \$909,964,173)</i>		897,075,103
Ford Motor Company Nonvoting Class A Stock 28,995,035 shares carried at \$52 a share*		1,507,741,820
Real Estate <i>(at cost)</i>		447,023
Receivables and Other Assets		
For securities sold but not delivered	\$4,114,448	
Other	<u>204,316</u>	<u>4,318,764</u>
		<u>\$2,422,766,609</u>

\*The carrying value of Ford Motor Company Class A Stock of \$52 per share represents the approximate equity per share as indicated by the financial statements of the Ford Motor Company at December 31, 1960. (See the Principal Fund Statement, page 99.) The Class A Stock is convertible or exchangeable, under limited conditions, into Ford Motor Company Common Stock, which had a market value per share of 105% on September 30, 1961.

The Foundation and the Ford Motor Company agreed, subject to appropriate conditions, that the Foundation would sell to the Ford Motor Company 1,063,000 shares of Class A Stock on or before December 31, 1961.

Liabilities, Reserves, and Fund Balances

<b>Unpaid Grants</b> <i>(pages 116-161)</i>		\$204,149,803
<b>Accounts Payable</b>		
For securities purchased but not received	\$1,605,461	
Other	<u>332,328</u>	1,937,789
<b>Reserves</b>		
Appropriations for grants and projects <i>(pages 166-169)</i>	\$51,134,790	
Unexpended balance of projects <i>(pages 162-165)</i>	<u>5,700,918</u>	56,835,708
<b>Fund Balances</b> <i>(page 99)</i>		<u>2,159,843,309</u>
		<u><u>\$2,422,766,609</u></u>

# Income Fund Statement

for the year ended September 30, 1961

## Income from Investments

Dividends, including \$103,106,085  
on Ford Motor Company Class A Stock  
Interest

\$104,731,590	
26,100,906	
<u>\$130,832,496</u>	
328,790	\$130,503,706

Less—Investment expenses

## Grants and Projects

Grants approved (*pages 116-161*)  
Project expenditures (*pages 162-165*)

\$144,550,898	
<u>2,815,874</u>	\$147,366,772

## Administrative Expenses

Program  
Overseas field offices  
General administration

	Compensation and Employee Benefits	Other Expenses	
	\$1,804,389	\$746,477	
	455,258	384,466	
	1,143,774	761,783	
	<u>\$3,403,421</u>	<u>\$1,892,726</u>	5,296,147

Excess of grants, projects, and expenses  
over income for the year

\$152,662,919  
(\$22,159,213)

Income Fund Balance (deficiency)  
at September 30, 1960

(393,547,234)

Cumulative excess of grants, projects,  
and expenses over income from  
inception to September 30, 1961

(\$415,706,447)



# Principal Fund Statement

for the year ended September 30, 1961

Principal Fund Balance at September 30, 1960		\$2,396,211,781
Excess of net proceeds of disposition of 2,915,261 shares of Ford Motor Company stock over the carrying value at September 30, 1960	\$90,737,557	
Excess of net proceeds of sales over carrying value		
Real estate	298,367	
Other securities	162,584	
Increase arising from adjustment authorized by the Board of Trustees in the carrying value as of September 30, 1961, of 28,995,035 shares of Ford Motor Company Class A Stock from \$47 to \$52 per share representing the approximate equity per share as indicated by the December 31, 1960, financial statements of the Company	144,975,175	236,173,683
Principal Fund Balance at September 30, 1961		<u><u>\$2,632,385,464</u></u>

## Summary of Fund Balances

Principal Fund, as above	\$2,632,385,464
Excess of grants, projects, and expenses over income from inception to September 30, 1961 ( <i>page 98</i> )	(415,706,447)
	<u>\$2,216,679,017</u>
Appropriated for future grants and projects	(56,835,708)
Balances at September 30, 1961	<u><u>\$2,159,843,309</u></u>

# Investments at September 30, 1961

(In general, bonds and notes purchased at a premium are carried at cost less amortization of premiums. Other securities are carried at cost, or in the case of U.S. Treasury Bills and commercial paper at cost plus accrued discount from date of purchase to September 30, 1961.)

	FACE AMOUNT (in thousands)	COST (see note above)	Approximate QUOTED MARKET
<b>Bonds and Notes</b>			
<b>U. S. Government</b>			
<b>Treasury Bills</b>	\$26,000	\$25,607,975	\$25,622,934
<b>Treasury Notes</b>			
<i>Series F 3¼ % , Feb. 15, 1962</i>	25,000	25,012,795	25,070,312
<i>Series E 4% , May 15, 1962</i>	7,500	7,500,000	7,553,906
<i>Series G 3¼ % , Aug. 15, 1962</i>	5,000	5,000,000	5,012,500
<i>Series C 3¾ % , Nov. 15, 1962</i>	1,500	1,449,531	1,511,719
<i>Series D 3¼ % , May 15, 1963</i>	9,000	9,010,646	8,994,375
<i>Series B 4% , May 15, 1963</i>	6,500	6,411,181	6,571,094
<i>Series C 4½ % , Nov. 15, 1963</i>	25,600	25,608,489	26,368,000
<i>Series D 3¾ % , May 15, 1964</i>	8,500	8,360,156	8,542,500
<i>Series E 3¾ % , Aug. 15, 1964</i>	10,050	10,079,684	10,087,687
<i>Series B 5% , Aug. 15, 1964</i>	6,750	6,750,000	7,007,344
<i>Series C 4½ % , Nov. 15, 1964</i>	25,000	25,082,164	25,890,625
<i>Series A 4½ % , May 15, 1965</i>	5,000	5,000,000	5,156,250
<b>Treasury Bonds</b>			
<i>2½ % , Nov. 15, 1961</i>	14,300	14,265,500	14,308,937
<i>3% , Feb. 15, 1964</i>	8,250	8,161,719	8,177,812
<i>2½ % , Feb. 15, 1965</i>	14,750	13,337,500	14,261,406
<i>3¾ % , May 15, 1966</i>	10,000	10,015,758	10,043,750
<i>3½ % , Nov. 15, 1967</i>	3,500	3,258,438	3,462,812
<i>3½ % , May 15, 1968</i>	9,000	8,960,740	9,028,125
<i>2½ % , Mar. 15, 1970-65</i>	31,000	29,606,563	28,016,250
<i>2½ % , Mar. 15, 1971-66</i>	12,000	11,429,062	10,725,000
<i>2½ % , Sept. 15, 1972-67</i>	6,500	6,177,812	5,687,500
<i>2½ % , Dec. 15, 1972-67</i>	4,500	4,278,906	3,943,125
	<u>\$275,200</u>	<u>\$270,364,619</u>	<u>\$271,043,963</u>

	FACE AMOUNT (in thousands)	COST	Approximate QUOTED MARKET
<b>U. S. Government Agencies</b>			
<b>Farmers Home Administration</b>			
<b>Insured Loans</b>			
3½%, 1962-63 (guaranteed by U.S. Government)†	\$5,466	\$5,465,884	\$5,465,884*
<b>The Federal Home Loan Banks</b>			
<b>Consolidated Notes</b>			
Series A 3½%, Apr. 15, 1963	5,000	4,984,375	4,984,375
<b>The Twelve Federal Intermediate Credit Banks</b>			
<b>Consolidated Collateral Trust Debentures</b>			
2.95%, Nov. 1, 1961	5,000	5,000,944	5,003,125
3.05%, Apr. 2, 1962	15,000	15,000,000	15,004,688
3%, May 1, 1962	3,000	3,000,000	3,000,937
3.20%, June 4, 1962	3,000	3,000,000	3,003,750
<b>The Twelve Federal Land Banks</b>			
<b>Consolidated Federal Farm Loan Bonds</b>			
4%, May 1, 1962	500	486,563	503,125
4⅞%, Aug. 20, 1962	2,500	2,502,596	2,539,844
3⅝%, Feb. 20, 1963	20,000	19,950,000	20,050,000
2¾%, May 1, 1963	900	847,125	891,000
4½%, Apr. 20, 1964	10,000	10,023,932	10,175,000
4%, Dec. 20, 1965	20,000	19,800,000	20,075,000
3⅝%, Feb. 21, 1966	4,500	4,444,063	4,426,875
3¼%, May 2, 1966	1,900	1,758,375	1,835,875
4¼%, July 20, 1966	5,000	5,000,000	5,037,500
4¼%, Mar. 20, 1968	2,000	2,000,794	2,020,000
4⅜%, Mar. 20, 1969	2,800	2,707,007	2,835,000
5½%, Feb. 20, 1970	4,250	4,285,271	4,483,750
<b>Federal National Mortgage Association</b>			
<b>Secondary Market Operations Debentures</b>			
Series SM 1962-A 3½%, Feb. 13, 1962	8,000	7,974,407	8,017,500
Series SM 1962-B 4⅞%, Sept. 10, 1962	6,500	6,495,533	6,601,562
Series SM 1963-B 4⅞%, Nov. 12, 1963	500	499,688	505,937
Series SM 1964-A 3⅝%, May 11, 1964	1,000	1,001,087	996,875
Series SM 1965-A 4⅜%, June 10, 1965	9,500	9,150,625	9,654,375
Series SM 1966-A 4⅞%, Dec. 12, 1966	10,000	10,013,853	10,050,000
Series SM 1968-A 3⅝%, Mar. 11, 1968	500	456,250	484,375
Series SM 1969-A 4⅜%, Apr. 10, 1969	7,000	6,925,136	7,070,000
Series SM 1970-A 4⅜%, Apr. 10, 1970	2,000	2,060,032	2,055,000
Series SM 1970-B 4⅞%, Sept. 10, 1970	5,000	4,996,875	4,975,000
Series SM 1971-B 4½%, Sept. 10, 1971	15,000	14,981,250	15,337,500
Series SM 1972-A 5½%, Feb. 10, 1972	5,000	4,981,250	5,325,000
Series SM 1973-A 4¼%, June 12, 1973	10,000	9,900,000	9,937,500
	<u>\$190,816</u>	<u>\$189,692,915</u>	<u>\$192,346,352</u>

\*Shown at cost—market quotation not available.

†Acquired on a direct negotiated basis.

	FACE AMOUNT (in thousands)	COST	Approximate QUOTED MARKET
<b>Transportation</b>			
<b>Atchison, Topeka &amp; Santa Fe Railway Co.</b>			
<b>Conditional Sale Agreement</b>			
3¾%, due semi-annually, Mar. 15, 1962-63†	\$2,056	\$2,055,867	\$2,055,867*
4%, due semi-annually, Jan. 15, 1962 - July 15, 1965†	1,712	1,712,400	1,712,400*
<b>Atlanta &amp; Charlotte Airline Railway Co.</b>			
<i>First Mortgage 3¾%, Nov. 1, 1963</i>	1,500	1,494,375	1,462,500
<b>Chesapeake &amp; Ohio Railway Co.</b>			
<b>Equipment Trust of 1956</b>			
3%, Feb. 20, 1962	244	237,622	243,085
3%, Feb. 20, 1963	251	243,440	247,549
3%, Feb. 20, 1964	270	260,829	262,237
<b>Continental Air Lines</b>			
<i>Series B Secured Note 6½%, due semi-annually,         June 30, 1964 - Dec. 31, 1972†</i>	2,000	2,000,000	2,000,000*
<b>Great Northern Railway</b>			
<b>Second Equipment Trust of 1960</b>			
4⅞%, Mar. 1, 1965	78	77,744	79,560
4⅞%, Sept. 1, 1965	123	122,561	125,921
4⅞%, Mar. 1, 1966	138	137,469	140,932
4⅞%, Sept. 1, 1966	58	57,761	59,305
4⅞%, Mar. 1, 1967	133	132,416	135,826
4⅞%, Sept. 1, 1967	158	157,265	161,555
4⅞%, Mar. 1, 1968	98	97,519	100,082
4⅞%, Sept. 1, 1968	93	92,521	95,092
4⅞%, Mar. 1, 1969	56	55,798	57,190
4⅞%, Sept. 1, 1969	65	64,756	66,381
<b>Illinois Central Railroad Co.</b>			
<b>Equipment Trust Series 42</b>			
3%, Sept. 1, 1964	218	210,163	210,097
<b>New York, New Haven &amp; Hartford Railroad Co.</b>			
<b>Equipment Trust of 1960</b>			
5½%, due annually, June 1, 1962-75 <i>(guaranteed by U.S. Government)†</i>	3,733	3,733,333	3,733,333*
<b>St. Louis-San Francisco Railway Co.</b>			
<b>Participation in Conditional Sale Agreement</b>			
5¼%, due semi-annually, Feb. 1, 1962 - Aug. 1, 1965†	519	518,550	518,550*
<b>Seaboard Air Line Railroad Co.</b>			
<b>Equipment Trust Series P</b>			
2⅞%, Nov. 1, 1961	407	394,343	406,491
2⅞%, Nov. 1, 1963	394	377,852	384,642

\*Shown at cost—market quotation not available.

†Acquired on a direct negotiated basis.

	FACE AMOUNT (in thousands)	COST	Approximate QUOTED MARKET
2 7/8 % , Nov. 1, 1964	407	388,410	390,720
2 7/8 % , Nov. 1, 1965	437	415,059	414,057
<b>South &amp; North Alabama Railroad Co.</b>			
<i>General Consolidated Mortgage 5% , Oct. 1, 1963</i>	676	688,109	681,070
<b>Southern Pacific Co.</b>			
<i>Participation in Conditional Sale Agreement</i>			
3.20% - 3.30% , due annually,			
Apr. 1, 1962-71†	4,996	4,995,596	4,995,596*
<b>Equipment Trust Series 3</b>			
4 1/8 % , Feb. 1, 1962	475	474,027	475,000
<b>Equipment Trust Series NN</b>			
2 5/8 % , Apr. 1, 1963	300	279,663	293,250
2 5/8 % , Apr. 1, 1964	200	182,518	192,000
<b>Equipment Trust Series 11</b>			
4 1/4 % , Feb. 1, 1966	500	500,965	495,000
4 1/4 % , Feb. 1, 1967	500	498,690	491,875
4 1/4 % , Feb. 1, 1968	500	497,014	490,625
4 1/4 % , Feb. 1, 1969	500	494,996	486,875
4 1/4 % , Feb. 1, 1970	500	492,661	485,000
<b>Southern Railway Co.</b>			
<b>Secured Promissory Notes</b>			
4 1/4 % , July 13, 1963†	3,000	3,000,000	3,000,000*
4 1/4 % , Aug. 15, 1963†	3,000	3,000,000	3,000,000*
<b>United Airlines</b>			
<i>Convertible Subordinated Debenture</i>			
4 7/8 % , Dec. 1, 1985	345	450,878	458,850
<b>Wabash Railroad Co.</b>			
<b>Equipment Trust Series G</b>			
3% , Apr. 1, 1962	495	481,841	491,906
3% , Apr. 1, 1963	554	537,075	542,920
3% , Apr. 1, 1964	524	505,985	505,660
3% , Apr. 1, 1965	542	521,361	515,577
	<u>\$32,755</u>	<u>\$32,639,432</u>	<u>\$32,664,576</u>
<b>Public Utility</b>			
<b>American Electric Power Co.</b>			
<i>Serial Notes 2 1/2 % , May 1, 1964</i>	\$1,000	\$911,842	\$960,000
<b>American Telephone &amp; Telegraph Co.</b>			
<i>Debenture 3 7/8 % , July 1, 1990</i>	6,900	7,060,674	6,210,000
<b>Baltimore Gas &amp; Electric Co.</b>			
<i>Convertible Debenture 4 1/4 % , July 1, 1974</i>	500	540,715	730,000
<b>Coastal States Gas Producing Co.</b>			
<i>Sinking Fund Debenture 5 1/2 % , Mar. 1, 1980</i>			
<i>(with warrants to purchase 20,000</i>			
<i>shares common stock)†</i>	2,000	2,000,000	2,000,000*

\*Shown at cost—market quotation not available.

†Acquired on a direct negotiated basis.

	FACE AMOUNT (in thousands)	COST	Approximate QUOTED MARKET
Commonwealth Edison Co. <i>First Mortgage Series S 4¼ % , Mar. 1, 1987</i>	325	325,000	314,031
Detroit Edison Co. <i>General and Refunding Mortgage Series L 3.20% , Jan. 15, 1973</i>	1,500	1,488,750	1,336,875
Duke Power Co. <i>First and Refunding Mortgage Series 2.65% , Sept. 1, 1977†</i>	3,000	2,796,476	2,796,476*
El Paso Natural Gas Co. Promissory Notes			
<i>3¾ % , May 4, 1965†</i>	1,000	926,113	926,113*
<i>3¾ % , May 4, 1966†</i>	1,000	913,209	913,209*
<i>3¾ % , May 4, 1967†</i>	1,000	900,986	900,986*
<i>3¾ % , May 4, 1968†</i>	1,000	889,409	889,409*
<i>3¾ % , May 4, 1969†</i>	1,000	878,443	878,443*
First Mortgage Pipe Line <i>5½ % , due semi-annually,     June 1, 1963 - Apr. 1, 1980†</i>	2,000	2,000,000	2,000,000*
Florida Power & Light Co. <i>First Mortgage 4¾ % , Dec. 1, 1986</i>	500	500,000	488,750
Houston Lighting & Power Co. <i>First Mortgage 2⅞ % , Nov. 1, 1974</i>	300	260,640	252,375
Illinois Bell Telephone Co. <i>First Mortgage Series B 3% , June 1, 1978</i>	400	319,500	331,000
Minnesota Power & Light Co. <i>First Mortgage 4¾ % , Mar. 1, 1987</i>	900	925,693	906,750
Mississippi Power Co. <i>First Mortgage 3⅞ % , Sept. 1, 1971</i>	2,000	1,967,500	1,740,000
New York Telephone Co. <i>Refunding Mortgage Series C 3% , Oct. 15, 1964</i>	3,000	2,911,425	2,906,250
Northern Natural Gas Co. Serial Debenture			
<i>2¾ % , May 1, 1962</i>	15	14,208	14,812
<i>2½ % , May 1, 1962</i>	50	47,486	49,375
<i>2⅝ % , May 1, 1962</i>	100	95,229	98,875
<i>2¾ % , May 1, 1963</i>	60	55,492	58,200
<i>2⅝ % , May 1, 1963</i>	100	93,215	97,875
Sinking Fund Debenture <i>4⅝ % , Nov. 1, 1977</i>	875	875,000	875,000
Northern States Power Co. (Minn.) <i>First Mortgage 4¼ % , Sept. 1, 1986</i>	1,475	1,491,690	1,421,531
Pacific Telephone & Telegraph Co. <i>Debenture 4⅞ % , Aug. 15, 1988</i>	1,000	1,021,270	977,500
Public Service Co. of New Hampshire <i>Secured Note 5⅞ % , Oct. 1, 1965†</i>	3,500	3,500,000	3,500,000*
Public Service Electric & Gas Co. <i>Bonds 3⅞ % , Oct. 1, 1965</i>	5,000	4,750,000	4,793,750

\*Shown at cost—market quotation not available.

†Acquired on a direct negotiated basis.

	FACE AMOUNT (in thousands)	COST	Approximate QUOTED MARKET
Southern California Edison Co. <i>First and Refunding Mortgage</i> <i>3%, Sept. 1, 1965</i>	700	660,875	672,875
Southern California Gas Co. <i>First Mortgage Series B 3% % , June 1, 1981</i>	1,750	1,777,754	1,588,125
Utah Power & Light Co. <i>First Mortgage 5¼ % , Oct. 1, 1987</i>	700	713,904	729,750
Washington Water Power Co. <i>Debenture 3½ % , June 1, 1964</i>	1,775	1,750,297	1,735,062
West Shore Pipe Line Co. <i>Promissory Note 5% , due semi-annually,</i> <i>Jan. 1, 1969 - July 1, 1987†</i>	4,940	4,940,000	4,940,000*
Wisconsin Electric Power Co. <i>First Mortgage 3% % , Apr. 15, 1986</i>	2,000	2,030,719	1,815,000
	<u>\$53,365</u>	<u>\$52,333,514</u>	<u>\$50,848,397</u>

## Industrial

American Optical Co. <i>Convertible Subordinated Debenture</i> <i>4.40% , Oct. 1, 1980</i>	\$215	\$215,000	\$264,450
American Machine & Foundry Co. <i>Commercial Paper, Dec. 7, 1961</i>	2,500	2,487,205	2,486,623
Babcock & Wilcox Co. <i>Promissory Notes 3% % , due annually,</i> <i>June 1, 1962-74†</i>	2,588	2,588,000	2,588,000*
Bethlehem Steel Corp. <i>Consolidated Mortgage Sinking Fund Series I</i> <i>2¾ % , July 15, 1970</i>	875	768,281	774,375
Boothe Leasing Corp. <i>Senior Secured Note 6% , due semi-annually,</i> <i>Oct. 1, 1966-Apr. 1, 1971†</i>	3,000	3,000,000	3,000,000*
Broadstock Fixture Corp. <i>Promissory Note 6% , due semi-annually,</i> <i>Jan. 1, 1962-July 1, 1976†</i>	4,100	4,100,000	4,100,000*
Brooks Properties <i>Promissory Note 5% % , due quarterly,</i> <i>Oct. 12, 1961-Apr. 12, 1976†</i>	2,474	2,454,462	2,454,462*
Cerro Corp. <i>Convertible Subordinated Debentures</i> <i>5½ % , Jan. 1, 1979</i>	310	365,945	344,875
Champion Paper & Fibre Co. <i>Debenture 3¼ % , July 15, 1965</i>	561	510,510	535,755

\*Shown at cost—market quotation not available.

†Acquired on a direct negotiated basis.

	FACE AMOUNT (in thousands)	COST	Approximate QUOTED MARKET
Chesebrough-Ponds <i>Promissory Note 5% , due annually, Aug. 1, 1967-76†</i>	2,500	2,500,000	2,500,000*
City Products Corp. <i>Convertible Subordinated Debenture 5% , June 1, 1982</i>	1,000	1,000,000	1,021,250
Douglas Aircraft Co. <i>Convertible Subordinated Debenture 4% , Feb. 1, 1977</i>	500	507,500	416,250
Georgia Pacific Corp. <i>Convertible Subordinated Debenture 4½% , Sept. 1, 1976†</i>	800	800,000	800,000*
Hooker Chemical Co. <i>Convertible Subordinated Debenture 5% , Sept. 15, 1984</i>	300	364,412	366,000
Hunt Foods Corp. <i>Convertible Subordinated Debenture 4¾% , July 1, 1986</i>	400	437,125	492,000
International Silver Co. <i>Convertible Subordinated Debenture 5% , Aug. 1, 1981</i>	166	186,313	186,750
Kaiser Aluminum & Chemical Corp. <i>First Mortgage 4¼% , due annually, Apr. 1, 1962-81†</i>	1,840	1,840,000	1,840,000*
Newcount Corp. <i>Promissory Note 6% , due quarterly, Dec. 1, 1961-June 1, 1980†</i>	4,966	4,965,702	4,965,702*
Olin Mathieson Chemical Co. <i>Convertible Subordinated Debenture 5½% , Mar. 1, 1983</i>	250	309,128	300,000
Parktown Corp. <i>Promissory Note 5¾% , due quarterly, Oct. 1, 1961-Jan. 1, 1975†</i>	4,921	4,920,588	4,920,588*
Phillips Petroleum Co. <i>Sinking Fund Debenture 2¾% , Feb. 1, 1964</i>	286	262,405	279,565
Pillsbury Co. <i>Debenture 3½% , Dec. 1, 1972</i>	294	255,780	257,250
Safeway Stores <i>Debenture 3.90% , Nov. 1, 1963</i>	600	600,000	597,750
Shell Caribbean Petroleum Co. <i>Bonds 4% , due semi-annually, Jan. 1, 1962-Oct. 1, 1968†</i>	4,541	4,291,245	4,291,245*
Sinclair Oil Corp. (N.Y.) <i>Convertible Subordinated Debenture 4¾% , Dec. 1, 1986</i>	500	506,950	497,500
Superior Oil Co. <i>Debenture 3¾% , July 1, 1981</i>	2,500	2,500,000	2,275,000

\*Shown at cost—market quotation not available.

†Acquired on a direct negotiated basis.



	FACE AMOUNT (in thousands)	COST	Approximate QUOTED MARKET
<b>Tidewater Oil Co.</b> <i>Sinking Fund Debenture 3½ % , Apr. 1, 1986</i>	1,500	1,500,000	1,222,500
<b>Union Oil Co. of California</b> <i>Convertible Subordinated Debenture 4¼ % , June 1, 1991</i>	600	601,075	657,000
<b>United Artists Corp.</b> <i>Subordinated Note 6% , due annually, Feb. 1, 1967-75 (with warrants to purchase 30,000 shares common stock)†</i>	1,500	1,500,000	1,500,000*
<b>United States Steel Corp.</b> <b>Serial Debenture</b> <i>2.60% , Aug. 1, 1962</i>	1,185	1,130,422	1,173,150
<i>2.65% , Aug. 1, 1963</i>	3,000	2,784,875	2,917,500
<i>2.65% , Aug. 1, 1964</i>	1,500	1,373,841	1,440,000
	<u>\$52,272</u>	<u>\$51,626,764</u>	<u>\$51,465,540</u>

## Financial

<b>American Acceptance Corp.</b> <i>Subordinated Note 6¼ % , due annually, July 1, 1963-72†</i>	\$1,000	\$980,000	\$980,000*
<b>Associates Investment Co.</b> <i>Senior Promissory Note 3% , Dec. 1, 1964†</i>	500	482,820	482,820*
<b>Beneficial Finance Co.</b> <i>Promissory Note 3½ % , Aug. 1, 1962†</i>	10,000	9,741,381	9,741,381*
<b>C.I.T. Financial Corp.</b> <b>Promissory Notes</b> <i>3% , Feb. 15, 1964†</i>	3,000	2,928,838	2,928,838*
<i>4½ % , Nov. 1, 1965†</i>	10,000	10,091,863	10,091,863*
<b>John Deere Credit Corp.</b> <b>Commercial Paper</b> <i>Oct. 16, 1961</i>	1,000	998,490	999,115
<i>Oct. 30, 1961</i>	1,000	997,080	998,288
<i>Nov. 27, 1961</i>	1,000	994,260	996,240
<i>Dec. 11, 1961</i>	1,000	992,851	994,823
<i>Jan. 2, 1962</i>	1,000	990,635	992,573
<i>Jan. 9, 1962</i>	1,000	989,930	992,014
<b>Dial Finance Co.</b> <i>Senior Note 5¾ % , due annually, July 1, 1966-75†</i>	1,500	1,500,000	1,500,000*
<b>Family Finance Corp.</b> <i>Senior Promissory Note 5% , Feb. 1, 1969†</i>	4,500	4,500,000	4,500,000*
<b>Financial General Corp.</b> <i>Collateral Trust Bond 6% , due annually, June 1, 1964-76†</i>	3,000	3,000,000	3,000,000*

\*Shown at cost—market quotation not available.

†Acquired on a direct negotiated basis.

	FACE AMOUNT (in thousands)	COST	Approximate QUOTED MARKET
General Development Corp.			
<i>Promissory Note 6%, Aug. 15, 1971†</i>	5,000	5,000,000	5,000,000*
<i>Convertible Subordinated Debenture     6%, May 1, 1975</i>	500	563,750	597,500
General Electric Credit Corp.			
Commercial Paper			
<i>Mar. 15, 1962</i>	3,000	2,948,437	2,960,469
<i>Apr. 16, 1962</i>	3,000	2,938,437	2,952,802
General Finance Corp.			
Senior Promissory Notes			
<i>5%, July 1, 1967†</i>	5,000	5,000,000	5,000,000*
<i>5%, Feb. 1, 1968†</i>	4,500	4,500,000	4,500,000*
International Harvester Credit Corp.			
Promissory Notes			
<i>3¾%, June 17, 1963†</i>	2,000	2,002,051	2,002,051*
<i>3¾%, July 15, 1963†</i>	2,000	2,002,067	2,002,067*
Interstate Finance Corp.			
<i>Promissory Note 5½%, due semi-annually,     Feb. 1, 1963-Aug. 1, 1968†</i>	3,000	3,000,000	3,000,000*
Interstate Securities Co.			
<i>Senior Note 5%, Feb. 1, 1967†</i>	2,000	2,000,000	2,000,000*
Local Loan Co.			
<i>Promissory Note 5¾%, due annually,     Dec. 1, 1963-65†</i>	3,000	3,000,000	3,000,000*
Rosenthal & Rosenthal			
<i>Senior Note 5¾%, due annually,     Apr. 1, 1967-73†</i>	2,000	2,000,000	2,000,000*
Sears Roebuck Acceptance Corp.			
<i>Debenture 5%, July 15, 1982</i>	1,000	979,369	1,040,000
Standard Financial Corp.			
<i>Commercial Paper, Dec. 20, 1961</i>	1,500	1,490,417	1,490,833
James Talcott, Inc.			
<i>Commercial Paper, Oct. 2, 1961</i>	1,000	999,899	1,000,000
Thorp Finance Corp.			
<i>Promissory Note Series A     5¾%, due annually, July 1, 1963-72†</i>	3,000	3,000,000	3,000,000*
	<u>\$81,000</u>	<u>\$80,612,575</u>	<u>\$80,743,677</u>

## Canadian

Aluminum Company of Canada			
<i>Sinking Fund Debenture 4½%, Apr. 1, 1980</i>	\$500	\$510,000	\$497,500
Canadian Pacific Railway Co.			
<i>Collateral Trust 3½%, Oct. 1, 1966     (payable in Canadian funds)</i>	450	466,581	407,250

\*Shown at cost—market quotation not available.

†Acquired on a direct negotiated basis.

	FACE AMOUNT (in thousands)	COST	Approximate QUOTED MARKET
<b>City of Montreal</b>			
Sinking Fund Debenture Local Improvements			
5¾%, June 15, 1980	2,000	1,994,000	2,015,000
5½%, May 15, 1981	2,000	2,000,000	1,977,500
<b>Delta Acceptance Corp.</b>			
Senior Note Series E			
6½%, due semi-annually, May 15, 1963-67†	3,000	3,000,000	3,000,000*
<b>Montreal Metropolitan Corp.</b>			
Sinking Fund Debenture Boulevard Construction			
5¾%, Feb. 1, 1985	1,955	1,935,450	2,003,875
<b>Pacific Great Eastern Railway Co.</b>			
Sinking Fund Debenture 4¾%, Apr. 15, 1982 (guaranteed by Province of British Columbia)	500	482,500	463,125
<b>Province of New Brunswick</b>			
Sinking Fund Debenture 5¾%, Feb. 1, 1985	1,200	1,195,800	1,224,000
<b>Township of Trafalgar, Ontario</b>			
Debenture (payable in Canadian funds)			
6¼%, May 1, 1962†	35	35,917	35,917*
6¼%, May 1, 1963†	38	38,509	38,509*
6¼%, May 1, 1964†	40	40,536	40,536*
6¼%, May 1, 1965†	44	44,590	44,590*
6¼%, May 1, 1966†	45	45,603	45,603*
6¼%, May 1, 1967†	45	45,603	45,603*
6¼%, May 1, 1968†	48	48,643	48,643*
6¼%, May 1, 1969†	51	51,683	51,683*
6¼%, May 1, 1970†	55	55,737	55,737*
6¼%, May 1, 1971†	57	57,764	57,764*
6¼%, May 1, 1972†	60	60,804	60,804*
6¼%, May 1, 1973†	65	65,871	65,871*
6¼%, May 1, 1974†	68	68,911	68,911*
6¼%, May 1, 1975†	74	74,992	74,992*
6¼%, May 1, 1976†	78	79,045	79,045*
	<u>\$12,408</u>	<u>\$12,398,539</u>	<u>\$12,402,458</u>
<b>Foreign and International</b>			
<b>International Bank for Reconstruction and Development</b>			
3¾%, May 15, 1968	\$7,000	\$6,844,094	\$6,790,000
3½%, Oct. 15, 1971	250	235,625	236,250
4½%, Jan. 1, 1977	3,000	3,000,000	3,015,000
5%, Feb. 15, 1985	3,000	3,000,000	3,150,000
Interim Certificates (guaranteed principal and interest by International Bank) for 3% Serial Bonds, Oct. 15, 1961†	786	786,000	786,000*
<b>Participation Certificates in loans guaranteed by the Republic of France</b>			
Société Pétrolière de Gérance			
6%, May 15, 1964†	2,151	2,159,494	2,159,494*

\*Shown at cost—market quotation not available.

†Acquired on a direct negotiated basis.

	FACE AMOUNT (in thousands)	COST	Approximate QUOTED MARKET
<b>Participation Certificates in loans guaranteed by United Kingdom</b>			
<b>East Africa High Commission</b>			
4¾ % , Jan. 15, 1967†	712	694,164	694,164*
4¾ % , July 15, 1967†	729	709,426	709,426*
4¾ % , Jan. 15, 1968†	746	724,664	724,664*
4¾ % , July 15, 1968†	764	740,851	740,851*
4¾ % , Jan. 15, 1969†	782	757,015	757,015*
4¾ % , July 15, 1969†	801	774,086	774,086*
<b>Northern Rhodesia</b>			
4¾ % , Feb. 1, 1967†	476	464,005	464,005*
4¾ % , Aug. 1, 1967†	488	474,824	474,824*
4¾ % , Feb. 1, 1968†	499	484,679	484,679*
4¾ % , Aug. 1, 1968†	511	495,466	495,466*
4¾ % , Feb. 1, 1969†	523	506,212	506,212*
4¾ % , Aug. 1, 1969†	536	517,937	517,937*
<b>Southern Rhodesia</b>			
4¾ % , May 1, 1967†	667	649,591	649,591*
4¾ % , Nov. 1, 1967†	666	647,419	647,419*
4¾ % , Nov. 1, 1968†	667	646,123	646,123*
4¾ % , Nov. 1, 1969†	667	643,989	643,989*
<b>Participation Certificates in loans to Commonwealth of Australia</b>			
4¼ % , Sept. 1, 1967†	2,573	2,432,772	2,432,772*
4¼ % , Sept. 1, 1968†	2,193	2,058,569	2,058,569*
<b>Argentine Republic</b>			
<b>External Loan Bonds</b>			
6½ % , July 1, 1973	1,000	950,000	950,000*
<b>Commercial Bank of Copenhagen</b>			
<i>Dollar Notes 6% , due annually, May 1, 1966-69†</i>	2,000	2,000,000	2,000,000*
<b>Government of Japan</b>			
<b>Bonds</b>			
4½ % , Jan. 15, 1963	50	48,875	49,500
6½ % , Feb. 1, 1964	192	195,045	197,520
<b>Kingdom of Belgium</b>			
<i>Sinking Fund 5¼ % , due semi-annually, Oct. 15, 1964 - Apr. 15, 1974† (additional ¾ % interest by agreement)</i>	1,000	985,000	985,000*
<b>Kingdom of Belgium Telegraph &amp; Telephone Administration</b>			
<b>External Loan Serial Bonds</b> (guaranteed by Kingdom of Belgium)			
5% , June 1, 1962	250	250,000	251,875
5% , June 1, 1963	250	250,000	251,875
<b>Kingdom of Norway</b>			
<i>Sinking Fund 5½ % , due semi-annually, Nov. 1, 1964 - May 1, 1976</i>	2,000	1,950,000	1,922,500
<b>Oriental Development Co. (Japan)</b>			
<i>Debenture 6% , Mar. 15, 1963</i>	433	434,644	436,247

\*Shown at cost—market quotation not available.

†Acquired on a direct negotiated basis.

	FACE AMOUNT (in thousands)	COST	Approximate QUOTED MARKET
Rand Selection Corp. (Union of South Africa) <i>Debentures 5½%, June 14, 1968</i> <i>(guaranteed by Barclay's Bank, D.C.O.)†</i>	5,000	5,000,000	5,000,000*
Tokyo Electric Light Co. <i>Bonds 6%, June 15, 1963</i>	381	383,295	383,381
	<u>\$43,743</u>	<u>\$42,893,864</u>	<u>\$42,986,434</u>
Total—Bonds and Notes	<u>\$741,559</u>	<u>\$732,562,222</u>	<u>\$734,501,397</u>

## Fixed and Special Deposits

### Fixed Deposits

American Security & Trust Co. (Washington, D.C.) <i>3%, Feb. 15, 1962</i>	\$5,000	\$5,000,000	\$5,000,000*
Banca Nazionale del Lavoro (Rome, Italy) <i>5¼%, due semi-annually,</i> <i>July 15, 1962 - Jan. 15, 1966</i>	5,000	5,000,000	5,000,000*
Bank of Nova Scotia (Canada) <i>5¼%, Mar. 10, 1967</i>	1,300	1,300,000	1,300,000*
<i>5¼%, Mar. 10, 1968</i>	1,300	1,300,000	1,300,000*
<i>5¼%, Mar. 10, 1969</i>	1,300	1,300,000	1,300,000*
<i>5¼%, Mar. 10, 1970</i>	1,300	1,300,000	1,300,000*
<i>5¼%, Mar. 10, 1971</i>	1,300	1,300,000	1,300,000*
First National Bank of Atlanta <i>3%, Mar. 1, 1962</i>	2,000	2,000,000	1,974,833
<i>3%, Apr. 2, 1962</i>	2,000	2,000,000	1,966,958
<i>3%, May 1, 1962</i>	1,000	1,000,000	980,861
First National Bank (Chicago) <i>3%, Oct. 25, 1961</i>	3,000	3,000,370	2,995,400
<i>3%, Oct. 31, 1961</i>	1,000	1,000,154	998,083
First National Bank of Memphis <i>3%, Feb. 27, 1962</i>	3,000	3,000,000	3,000,000*
First National Bank (Minneapolis) <i>3%, Jan. 29, 1962</i>	2,500	2,500,000	2,500,000*
<i>3%, Feb. 19, 1962</i>	2,500	2,500,000	2,500,000*
Irving Trust Co. (New York) <i>3%, Oct. 31, 1961</i>	1,000	1,000,152	998,083
Kings County Trust Co. (New York) <i>3%, Jan. 15, 1962</i>	3,000	3,000,000	3,000,000*
Lincoln Rochester Trust Co. (Rochester, N.Y.) <i>3%, Mar. 19, 1962</i>	3,000	3,000,000	3,000,000*
Northern Trust Co. (Chicago) <i>3%, Jan. 10, 1962</i>	2,000	2,000,000	2,000,000*
<i>3%, Feb. 1, 1962</i>	3,000	3,000,000	3,000,000*

\*Shown at cost—market quotation not available.

†Acquired on a direct negotiated basis.

	FACE AMOUNT (in thousands)	COST	Approximate QUOTED MARKET
Society National Bank of Cleveland 3%, Mar. 12, 1962	5,000	5,000,000	5,000,000*
State Bank of India (New Delhi) 2½%, Oct. 17, 1961 (Rupees 3,800,000)	798	798,000	798,000*
3%, Feb. 5, 1962 (Rupees 3,100,000)	651	651,000	651,000*
3%, Feb. 6, 1962 (Rupees 8,100,000)	1,701	1,701,000	1,701,000*
3½%, Aug. 5, 1962 (Rupees 8,100,000)	1,701	1,701,000	1,701,000*
	<u>\$55,351</u>	<u>\$55,351,676</u>	<u>\$55,265,218</u>
<b>Special Deposits</b>			
Bank for Savings in the City of New York Jan. 2, 1962**	\$5,044	\$5,043,750	\$5,043,750*
July 1, 1963**	1,009	1,008,750	1,008,750*
Brooklyn Savings Bank Jan. 2, 1962**	504	504,375	504,375*
Feb. 1, 1962**	503	502,916	502,916*
Buffalo Savings Bank July 1, 1962**	2,018	2,017,500	2,017,500*
City Savings Bank of Brooklyn July 1, 1962**	1,509	1,509,333	1,509,333*
Community Savings Bank of Rochester (N.Y.) Dec. 1, 1961**	503	502,917	502,917*
Dime Savings Bank of Brooklyn Jan. 2, 1962**	4,539	4,539,375	4,539,375*
Feb. 1, 1962**	503	502,917	502,917*
Dry Dock Savings Bank (New York) June 1, 1962**	2,018	2,017,500	2,017,500*
Erie County Savings Bank (Buffalo) Jan. 2, 1962**	2,018	2,017,500	2,017,500*
Harlem Savings Bank (New York) Jan. 2, 1962**	504	504,375	504,375*
Long Island City Savings Bank Apr. 2, 1962**	2,522	2,521,875	2,521,875*
July 2, 1962**	2,522	2,521,875	2,521,875*
New York Savings Bank July 1, 1962**	1,513	1,513,125	1,513,125*
South Brooklyn Savings Bank Jan. 2, 1962**	1,009	1,008,750	1,008,750*
State Bank of India (New Delhi) 2½%, seven-day notice (Rupees 3,000,000)	630	630,000	630,000*
Union Square Savings Bank (New York) May 1, 1962**	502	502,187	502,187*
	<u>\$29,370</u>	<u>\$29,369,020</u>	<u>\$29,369,020</u>
Total—Fixed and Special Deposits	<u>\$84,721</u>	<u>\$84,720,696</u>	<u>\$84,634,238</u>

\*Shown at cost—market quotation not available.

\*\*Collectible on or after date indicated.

SHARES	COST	Approximate QUOTED MARKET
--------	------	---------------------------------

## Common and Preferred Stocks

### Public Utility

American Electric Power Co.	13,700	\$709,280	\$935,025
American Telephone & Telegraph Co.	16,300	1,448,127	1,960,075
Central & South West Corp.	20,000	760,314	840,000
Delaware Power & Light Co.	18,200	679,007	982,800
Duke Power Co.	10,000	525,000	578,750
Florida Power & Light Co.	12,000	626,471	930,000
Gulf States Utilities Co.	17,000	608,240	726,750
Houston Lighting & Power Co.	7,000	518,812	819,000
Kansas Power & Light Co.	16,600	594,471	755,300
Louisville Gas & Electric Co.	13,000	585,365	789,750
Oklahoma Gas & Electric Co.	19,100	631,392	821,300
Pacific Gas & Electric Co.	10,500	694,406	916,125
Panhandle Eastern Pipe Line Co.	16,000	748,907	684,000
Public Service Co. of Colorado	10,000	550,572	920,000
Southern Co.	10,000	533,509	580,000
Tampa Electric Co.	16,000	585,375	712,000
Texas Eastern Transmission Corp.			
<i>5 1/8 % Subordinate Convertible Preferred Stock</i>	5,000	500,000	513,750
Texas Utilities Co.	8,000	605,726	836,000
Virginia Electric & Power Co.	15,500	639,674	978,438
		<u>\$12,544,648</u>	<u>\$16,279,063</u>

### Industrial

Aluminium Ltd.	350,000	\$10,980,191	\$9,756,250
Aluminum Company of America	8,000	669,257	522,000
Amerada Petroleum Corp.	9,000	752,334	684,000
American Hospital Supply Corp.	20,000	510,447	535,000
American Machine & Foundry Corp.	20,000	736,709	907,500
Automatic Retailers of America	10,000	400,000	567,500
Bestwall Gypsum Co.	4,000	170,856	169,000
Campbell Soup Co.	5,800	503,225	668,450
Continental Oil Co. (Del.)	13,100	707,465	640,262
Corn Products Co.	21,500	660,795	1,171,750
Corning Glass Works	3,200	514,952	489,600
Crown Zellerbach Corp.	13,500	669,940	796,500
Dow Chemical Co.	13,300	1,059,346	1,050,700
E. I. du Pont de Nemours & Co.	7,600	1,611,913	1,690,050
Eastman Kodak Co.	10,800	1,052,403	1,085,400
Fairchild Camera & Instrument Corp.	3,800	663,443	608,000
General Electric Co.	17,000	1,318,527	1,275,000
General Foods Corp.	16,000	826,078	1,500,000
General Portland Cement Co.	17,000	638,755	571,625
Gillette Co.	7,700	617,742	1,039,500
Great Atlantic & Pacific Tea Co.	3,400	188,425	186,575
Gustin-Bacon Manufacturing Co.	14,400	475,564	590,400

	SHARES	COST	Approximate QUOTED MARKET
Hercules Powder Co.	10,200	779,991	1,021,275
Holt, Rinehart & Winston	13,000	449,837	507,000
Ideal Cement Co.	28,000	805,461	854,000
International Business Machines Corp.	4,300	1,367,869	2,313,400
International Nickel Co. of Canada	22,000	1,243,045	1,787,500
International Paper Co.	35,500	1,242,688	1,229,188
Johns-Manville Corp.	16,800	939,614	1,071,000
Litton Industries	2,000	256,210	279,250
McIntyre Porcupine Mines, Ltd.	17,500	688,848	704,375
Merck & Co.	11,000	878,401	899,250
National Dairy Products Corp.	12,000	658,447	886,500
Ohio Oil Co.	15,000	570,060	562,500
Owens-Illinois Glass Co.	10,900	1,017,889	959,200
Parke Davis & Co.	13,500	527,083	442,125
J. C. Penney & Co.	22,000	881,353	1,061,500
Philips' Incandescent Lamp Works Co.	7,500	1,038,439	1,028,437
Phillips Petroleum Co.	12,400	640,876	660,300
Pocket Books	13,000	376,257	315,250
Polaroid Corp.	2,700	536,150	517,725
Prentice-Hall	10,000	392,573	392,500
Procter & Gamble Co.	12,800	850,488	1,222,400
Republic Natural Gas Co.	15,000	451,759	616,875
Republic Steel Corp.	11,300	748,513	659,638
Royal Dutch Petroleum Co.	19,000	668,146	579,500
Sears Roebuck & Co.	22,500	1,134,169	1,594,687
Shell Oil Co.	16,800	669,838	621,600
Smith, Kline & French Laboratories	12,500	733,913	812,500
Socony Mobil Oil Co.	12,500	545,328	517,188
Standard Oil Co. (N.J.)	16,000	759,360	690,000
Sterling Drug	5,900	513,524	487,487
Texaco	18,500	758,603	927,313
Texas Instruments	7,500	1,419,271	868,125
Union Carbide Corp.	10,200	1,310,926	1,374,450
United Aircraft Corp.			
<i>4% Cumulative Convertible</i>			
<i>Preference Stock Series 1956</i>	5,000	490,676	490,000
United States Gypsum Co.	9,500	921,753	928,625
United States Steel Corp.	19,000	1,595,504	1,517,625
Upjohn Co.	15,000	814,154	819,375
Westinghouse Electric Co.	16,000	818,120	720,000
Weyerhaeuser Co.	19,000	710,265	636,500
		<u>\$56,933,768</u>	<u>\$60,081,225</u>

#### Bank, Insurance, and Finance

Aetna Life Insurance Co.	14,500	\$1,317,817	\$2,189,500
American Express Co.	9,000	523,000	450,000
American Security & Trust Co. and affiliate, American Security Corp.	5,000	419,000	451,250
Bank of America N.T. and S.A.	16,000	787,681	1,106,000
Crocker-Anglo National Bank	14,000	532,615	941,500



	SHARES	COST	Approximate QUOTED MARKET
<b>Delta Acceptance Corp., Ltd.</b>			
<i>5½% Cumulative Redeemable Sinking Fund</i>			
<i>First Preference Shares Series B (with warrants to</i>			
<i>purchase 23,000 shares common stock)†</i>	11,500	1,113,775	1,113,775*
Federal Insurance Co.	11,000	742,586	745,250
First National Bank of Atlanta	10,900	474,250	637,650
First National Bank (Chicago)	12,700	766,733	1,173,163
Morgan Guaranty Trust Co. of New York	2,800	369,650	371,000
Phoenix Insurance Co. (Hartford)	7,500	610,432	888,750
Travelers Insurance Co.	15,000	1,372,914	2,445,000
Wachovia Bank & Trust Co.	21,500	505,538	857,312
Western Bancorporation	27,800	777,778	1,098,100
		<b>\$10,313,769</b>	<b>\$14,468,250</b>
Total—Common and Preferred Stocks		<b>\$79,792,185</b>	<b>\$90,828,538</b>
Total Investments		<b>\$897,075,103</b>	<b>\$909,964,173</b>

\*Shown at cost—market quotation not available.

†Acquired on a direct negotiated basis.

# Statement of Grants for the year ended September 30, 1961

(The first and last columns show the unpaid balances of grants at the end of the respective fiscal years. The column in color shows grants approved in 1961. The third column shows payments on old and new grants during the 1961 fiscal year.)

	UNPAID Sept. 30, 1960	changes during the fiscal year GRANTS (Reductions)	PAYMENTS (Refunds)	UNPAID Sept. 30, 1961
<b>Education in the United States</b>				
<b>Fund for the Advancement of Education</b>				
<i>Studies and experiments to improve secondary and higher education</i>		\$2,000,000	\$2,000,000	
<b>Special Program in Education</b>				
<b>Comprehensive development of selected private liberal-arts colleges</b>				
<i>Carleton College</i>		2,000,000		\$2,000,000
<i>Goucher College</i>		1,200,000		1,200,000
<i>Grinnell College</i>		2,000,000		2,000,000
<i>Hofstra College</i>		1,000,000		1,000,000
<i>Reed College</i>		1,400,000		1,400,000
<i>Swarthmore College</i>		2,000,000		2,000,000
<i>Wabash College</i>		2,000,000		2,000,000
<i>Wellesley College</i>		2,000,000		2,000,000
<b>Comprehensive development of selected private universities</b>				
<i>Brown University</i>		7,500,000		7,500,000
<i>Denver, University of</i>	\$5,000,000		1,200,000	3,800,000
<i>Johns Hopkins University</i>	6,000,000		1,967,000	4,033,000
<i>Notre Dame, University of</i>	6,000,000		1,075,000	4,925,000
<i>Stanford University</i>	25,000,000		1,075,000	23,925,000
<i>Vanderbilt University</i>	4,000,000		791,000	3,209,000
<b>Teacher Education</b>				
<b>Greenwood Fund</b>				
<i>John Hay Fellowship program</i>	4,600,000		870,000	3,730,000

	UNPAID Sept. 30, 1960	changes during GRANTS (Reductions)	the fiscal year PAYMENTS (Refunds)	UNPAID Sept. 30, 1961
<b>National program to strengthen preparation of teachers for colleges and universities</b>				
<i>Brown University</i>	262,000		45,000	217,000
<i>California, University of (Santa Barbara)</i>	103,000		20,000	83,000
<i>Cincinnati, University of</i>	141,000		30,000	111,000
<i>Colorado, University of</i>		187,000	31,000	156,000
<i>Duke University</i>		270,000		270,000
<i>Emory University</i>		215,000		215,000
<i>Florida, University of</i>		201,000	22,000	179,000
<i>Indiana University</i>	164,000		45,000	119,000
<i>Iowa, State University of</i>	65,000			65,000
<i>Kansas State University</i>	145,000		20,000	125,000
<i>Louisville, University of</i>		160,000	39,000	121,000
<i>Michigan, University of</i>		273,000	68,000	205,000
<i>Missouri, University of</i>	160,000			160,000
<i>New Hampshire, University of</i>	111,000			111,000
<i>New Mexico, University of</i>		223,000	40,000	183,000
<i>New York University</i>	88,000			88,000
<i>North Carolina, University of</i>		123,000	57,000	66,000
<i>North Carolina, University of (Woman's College)</i>	54,000			54,000
<i>Rice University</i>		236,000		236,000
<i>St. Louis University</i>	170,000			170,000
<i>Stanford University</i>	197,000		15,500	181,500
<i>Stetson University</i>		223,000	45,000	178,000
<i>Tufts University</i>	120,000			120,000
<i>Utah, University of</i>		258,000	52,000	206,000
<i>Vanderbilt University</i>		60,000	12,000	48,000
<i>Washington, University of</i>	190,000			190,000
<b>National program to strengthen preparation of teachers for elementary and secondary schools</b>				
<i>Brown University</i>	698,000		349,000	349,000
<i>Chicago, University of</i>	1,600,000		800,000	800,000
<i>Claremont College</i>	212,500		212,500	
<i>Converse College</i>	330,000			330,000
<i>Cornell University</i>		1,844,000	1,844,000	
<i>Duke University</i>	147,105		147,105	
<i>Emory University</i>		525,000		525,000
<i>George Peabody College for Teachers</i>	120,000		120,000	
<i>Harvard University</i>	1,866,666		933,333	933,333
<i>Hawaii, University of</i>	318,000		62,000	256,000
<i>Kansas City, University of</i>	400,000		180,000	220,000
<i>Kansas State University</i>	125,000			125,000
<i>Maine, University of</i>		500,000	500,000	
<i>Miami University (Ohio)</i>	189,000			189,000
<i>Middlebury College</i>	75,000		35,000	40,000
<i>New York University</i>	116,000		116,000	
<i>Northwestern University</i>	260,000			260,000
<i>Notre Dame, University of</i>	310,750			310,750
<i>Oberlin College</i>	138,000		42,628	95,372
<i>Pittsburgh, University of</i>	400,000		100,000	300,000
<i>Reed College</i>		158,500	33,500	125,000
<i>Stanford University</i>	450,000		450,000	

	UNPAID Sept. 30, 1960	changes during the fiscal year GRANTS (Reductions)	PAYMENTS (Refunds)	UNPAID Sept. 30, 1961
<i>Webster College</i>	162,000			162,000
<i>Wisconsin, University of</i>	312,500		312,500	
<i>Yale University</i>	65,000			65,000
<b>Woodrow Wilson National Fellowship Foundation</b> <i>Fellowships for potential college teachers</i>	11,573,000		5,250,000	6,323,000
<b>Educational Management and Development</b>				
<b>Alaska State Board of Education</b> <i>Study of school finance in Alaska</i>	53,000		53,000	
<b>American Chemical Society</b> <i>Evaluation of filmed courses in chemistry</i>		(5,800)	(5,800)	
<b>Associated Colleges of the Midwest</b> <i>Cooperative program to improve management and standards</i>	200,000		100,000	100,000
<b>Canadian Conference on Education</b> <i>Second annual meeting, 1962</i>		100,000	100,000	
<b>Catholic School Board of the Archdiocese of Louisville</b> <i>Junior Great Books program</i>		25,000	25,000	
<b>Council for the Advancement of Small Colleges</b> <i>Student-testing in member colleges</i>		38,000	38,000	
<b>Council for Financial Aid to Education</b> <i>Program to further private giving to higher education</i>	150,000		75,000	75,000
<b>Harvard University</b> <i>Seminar on economics of higher education</i>		(182)	(182)	
<b>Institute of International Education</b> <i>Awards to Foundation-selected American and foreign scholars and leaders for travel and study</i>	95,000	30,000	95,000	30,000
<b>Ohio State University</b> <i>Research on projected enrollment in higher education</i>		3,775	3,775	
<b>Retired Faculty Members Registry</b> <i>American Association of University Professors</i>	40,000		20,000	20,000
<i>Association of American Colleges</i>	40,000		20,000	20,000
<b>Rutgers University</b> <i>Workshop for high-school English teachers</i>		(630)	(630)	
<b>Teachers Insurance and Annuity Association of America</b> <i>Extension of medical- and disability-insurance coverage of colleges and other educational groups</i>		1,092,357	1,092,357	
<b>United States National Student Association</b> <i>Program in teacher recruitment and utilization</i>		(479)	(479)	
<b>Vanderbilt University</b> <i>Study of possible cooperation between Vanderbilt and George Peabody College for Teachers</i>		25,000		25,000

	UNPAID Sept. 30, 1960	changes during the fiscal year GRANTS (Reductions)	PAYMENTS (Refunds)	UNPAID Sept. 30, 1961
<b>Educational Television</b>				
<b>Activation of noncommercial channels</b>				
<i>Educational Television for the Metropolitan Area, Inc.</i>		2,100,000	50,000	2,050,000
<i>North Central Educational Television Association</i>		14,500	14,500	
<i>Southwest Texas Educational Television Council</i>		20,900	20,900	
<i>Tennessee, University of</i>	25,000		25,000	
<i>Vermont, University of</i>		21,000	21,000	
<b>Development of state and regional networks</b>				
<i>Nebraska, University of</i>		17,500	17,500	
<i>Southern Regional Education Board</i>		59,250	59,250	
<i>State College System of California</i>		24,500	24,500	
<i>Texas, University of</i>	109,620		109,620	
<b>Experiments in in-school instruction by television</b>				
<i>Anaheim (Calif.) City School District</i>		29,000	29,000	
<i>Atlanta Board of Education</i>		27,500	27,500	
<i>Buena Vista No. 9 School District (Saginaw, Mich.)</i>		9,500	9,500	
<i>Central Michigan University</i>		30,500	30,500	
<i>Community Television Foundation of South Florida</i>		4,500	4,500	
<i>Dade County (Fla.) Board of Public Instruction</i>		45,500	45,500	
<i>Des Moines Independent Community School District</i>		35,500	35,500	
<i>Detroit Board of Education</i>		36,500	6,000	30,500
<i>Florida West Coast Educational Television, Inc.</i>		44,500	44,500	
<i>Jefferson County (Ky.) Board of Education</i>		30,296	30,296	
<i>Kansas City (Mo.) School District</i>		32,500	32,500	
<i>Lincoln (Neb.) School District</i>		36,400	36,400	
<i>Massachusetts Council for Public Schools</i>		(6,513)	(6,513)	
<i>North Carolina, University of</i>		33,500	33,500	
<i>Ohio State University Research Foundation</i>		31,000	31,000	
<i>Oklahoma City Public Schools</i>		27,500	27,500	
<i>Philadelphia Board of Education</i>		36,500	36,500	
<i>Southwestern Indiana Educational Television Council</i>		27,500	27,500	
<b>Faculty visits to television experiments</b>				
<i>Dallas Independent School District</i>		3,702	3,702	
<i>Kentucky, University of</i>		1,400	1,400	
<i>Montana State University</i>		5,400	5,400	
<i>Queens College</i>		2,166	2,166	
<i>Salem College</i>		2,914	2,914	
<i>Texas, University of</i>		1,600	1,600	
<i>Toronto, University of</i>		12,715	12,715	
<b>Miami University (Ohio)</b>				
<i>Experiment in televised college courses for talented high-school students</i>	38,500		15,000	23,500
<b>Midwest Program on Airborne Television Instruction</b>				
<i>National Bureau of Standards</i>		(233)	(233)	
<i>Purdue Research Foundation</i>		2,262,000	2,262,000	
<b>National Educational Television and Radio Center</b>				
<i>Videotape equipment for program-service activities and for affiliated stations</i>		1,882,000	1,382,000	500,000

	UNPAID Sept. 30, 1960	changes during the fiscal year		UNPAID Sept. 30, 1961
		GRANTS (Reductions)	PAYMENTS (Refunds)	
<b>Released time of faculty for educational- television programming</b>				
<i>Boston University</i>		(150)	(150)	
<i>Central Michigan University</i>	37,683		25,122	12,561
<i>Clover Park Schools (Tacoma, Wash.)</i>	48,000			48,000
<i>Florida, University of</i>		26,000	26,000	
<i>Lindenwood College for Women</i>		(2,550)	(2,550)	
<i>Miami, University of</i>		72,100	72,100	
<i>Missouri, University of</i>	50,000		30,000	20,000
<i>Pacific Lutheran College</i>	30,000		20,000	10,000
<i>Queens College</i>		30,450	30,450	
<i>St. Mary's University</i>		12,467	12,467	
<i>San Antonio College</i>		27,800	27,800	
<i>Southern Illinois University</i>		80,000	80,000	
<i>Southwest Texas State College</i>		15,500	15,500	
<b>Williams College</b>				
<i>Evaluation of nationally televised course in probability and statistics</i>		5,000	5,000	
<b>Undergraduate Education</b>				
<b>Brooklyn College</b>				
<i>Experimental program for gifted students</i>	88,500		29,500	59,000
<b>Experiments in liberal-arts education</b>				
<i>Goddard College</i>	194,000		68,000	126,000
<i>Hofstra College</i>	136,000			136,000
<b>National Merit Scholarship Corporation</b>				
<i>Undergraduate college scholarships</i>	1,110,000		1,110,000	
<b>Totals—Education in the United States</b>	<u>\$74,883,824</u>	<u>\$37,073,155</u>	<u>\$28,683,463</u>	<u>\$83,273,516</u>

## International Training and Research

### University and College Programs

<b>Boston University</b>				
<i>African studies</i>	258,000		86,000	172,000
<b>California, University of (Berkeley)</b>				
<i>Research on problems of urbanization and cities</i>	21,700		21,700	
<b>Chicago, University of</b>				
<i>Comparative and international education</i>	175,000		175,000	
<i>Research and training on South Asia</i>	144,700		52,300	92,400

	UNPAID Sept. 30, 1960	changes during GRANTS (Reductions)	the fiscal year PAYMENTS (Refunds)	UNPAID Sept. 30, 1961
<b>Cornell University</b>				
<i>Southeast Asia studies; China studies; Chinese-language training</i>	163,000		85,000	78,000
<b>Graduate training and research in international relations and foreign policy</b>				
<i>Northwestern University</i>	180,000		50,000	130,000
<i>Stanford University</i>	160,000		60,000	100,000
<b>Harvard University</b>				
<i>Center for International Affairs; Asian studies; economic-development training for foreign leaders</i>	310,907		265,907	45,000
<i>Center for Middle Eastern Studies</i>	60,000		60,000	
<i>International Program in Taxation; research on economic development</i>	595,000		215,000	380,000
<b>Howard University</b>				
<i>African studies</i>	10,000			10,000
<b>Massachusetts Institute of Technology</b>				
<i>Research on development in India by Center for International Studies and Indian groups</i>	57,500		57,500	
<b>McGill University</b>				
<i>Institute of Islamic Studies</i>	62,500		50,000	12,500
<b>New York University</b>				
<i>Legal research on international rivers</i>		111,000	30,000	81,000
<b>Non-Western and related international studies</b>				
<i>Chicago, University of</i>		5,400,000	5,400,000	
<i>Indiana University</i>		2,300,000	2,300,000	
<i>Michigan, University of</i>		3,000,000	3,000,000	
<i>Northwestern University</i>		1,300,000	1,300,000	
<i>Notre Dame, University of</i>		265,000	265,000	
<i>Pennsylvania, University of</i>		1,000,000	1,000,000	
<i>Princeton University</i>		2,500,000	2,500,000	
<i>Washington, University of</i>		2,000,000	2,000,000	
<i>Yale University</i>		3,000,000	3,000,000	
<b>Non-Western studies in undergraduate colleges</b>				
<i>Smith College</i>	111,000			111,000
<i>Spelman College</i>	200,000		67,000	133,000
<i>Vermont, University of</i>	35,000	129,000	95,000	69,000
<b>Princeton University</b>				
<i>Center of International Studies</i>	80,000		40,000	40,000
<i>Interuniversity program in Near Eastern languages</i>	35,300			35,300
<b>Stanford University</b>				
<i>East Asian studies</i>	25,000		25,000	
<i>Institute for Communications Research; Hoover Institution; international studies</i>	65,000		50,000	15,000
<i>Research on economic history of Portuguese Africa</i>	82,500		27,500	55,000
<b>Washington, University of</b>				
<i>Research on Northeast Asia and international relations</i>	135,000		70,000	65,000
<b>Yale University</b>				
<i>Research and training on Southeast Asia</i>	70,000		70,000	

	UNPAID Sept. 30, 1960	changes during the fiscal year		UNPAID Sept. 30, 1961
		GRANTS (Reductions)	PAYMENTS (Refunds)	
<b>Languages and International Studies</b>				
<b>Academy of International Law (The Hague)</b>				
<i>International legal and related studies</i>	27,170	100,000	22,000	105,170
<b>African Studies Association</b>				
<i>General program and committee activities</i>		100,000	100,000	
<b>American Council on Education</b>				
<i>Study of university training for foreign specialists</i>		(6,465)	(6,465)	
<b>American Council of Learned Societies</b>				
<i>Grants-in-aid for research on Asia, the Soviet Union, and East Europe</i>	64,000	800,000	864,000	
<i>Publication of "Current Digest of the Soviet Press"</i>	125,000		50,000	75,000
<b>American Universities Field Staff</b>				
<i>Reporting service in international affairs</i>	900,000		180,000	720,000
<b>Association for Asian Studies</b>				
<i>Program to strengthen scholarship on Asia</i>		165,000	165,000	
<i>Research conferences on modernization of Japan</i>	126,000		25,650	100,350
<b>Colorado, University of</b>				
<i>Publication of "Journal of Central European Affairs"</i>		9,000	9,000	
<b>Foreign Service Institute</b>				
<i>Field survey for proposed Chinese-language training center on Taiwan</i>		2,500		2,500
<b>Hong Kong University</b>				
<i>Conference on Far East economic and social problems</i>		22,000	22,000	
<b>Institute of International Education</b>				
<i>Awards to Foundation-selected American and foreign scholars and leaders for travel and study</i>	250,000		250,000	
<b>International African Institute (London)</b>				
<i>General program and expansion of field research</i>	25,000		25,000	
<b>International House of Japan</b>				
<i>International contacts, studies, and translations</i>	4,000			4,000
<b>International Law Association</b>				
<i>Research on succession of new nations to treaties and other legal obligations</i>		55,000	55,000	
<b>Middle East Institute</b>				
<i>Publication of "Middle East Journal"</i>		25,000	25,000	
<b>Modern Language Association</b>				
<i>Center for Applied Linguistics</i>	69,800	1,300,000	69,800	1,300,000
<b>National Association of Foreign Student Advisers</b>				
<i>Program to strengthen services to foreign students on American campuses</i>		150,000	150,000	
<b>Programs in English as a second language</b>				
<i>American Council of Learned Societies</i>	50,000		25,000	25,000
<i>American University</i>	47,000		25,000	22,000
<i>Michigan, University of</i>	276,846		131,332	145,514
<i>Texas, University of</i>	30,000		10,000	20,000



	UNPAID Sept. 30, 1960	changes during GRANTS (Reductions)	the fiscal year PAYMENTS (Refunds)	UNPAID Sept. 30, 1961
<b>Siam Society</b>				
<i>Research center in Bangkok</i>	16,500		8,500	8,000
<b>Social Science Research Council</b>				
<i>Research on Japanese economic development</i>		54,000	54,000	
<b>Ukrainian Academy of Arts and Sciences in the United States</b>				
<i>Publication and research on East Europe</i>	10,000		10,000	
<b>United States National Student Association</b>				
<i>Scholarship program for foreign student leaders</i>	44,000		22,000	22,000
<b>International Educational Exchange</b>				
<b>Chicago, University of</b>				
<i>Faculty exchanges between American and African     universities</i>		500,000		500,000
<i>Interuniversity visiting-scholar program with Asia and     the Near East</i>	160,000		160,000	
<b>Indiana University</b>				
<i>Interuniversity exchange program for young American     and Soviet scholars</i>		300,000		300,000
<b>Institute of International Education</b>				
<i>Exchange of students, scholars, and other persons     between the United States and other countries</i>	2,100,000		350,000	1,750,000
<b>McGill University</b>				
<i>Exchange of Canadian and Soviet economics professors</i>	20,000			20,000
<b>United States-South Africa Leader Exchange Program, Inc.</b>				
<i>Exchange of American and South African university     faculty members</i>		115,000	75,000	40,000
<b>Strengthening Overseas Assistance</b>				
<b>Brookings Institution</b>				
<i>Conference on research to improve assistance programs</i>		18,500	18,500	
<b>Delhi School of Economics, University of Delhi</b>				
<i>Orientation center for foreign specialists</i>	11,213		5,000	6,213
<b>Syracuse University</b>				
<i>Interuniversity program of internships in African     and South Asian governments</i>		375,000	125,000	250,000
<b>Training and research to strengthen American technical assistance</b>				
<i>National Planning Association</i>		(6,033)	(6,033)	
<i>Oregon, University of</i>	70,000		30,000	40,000
<i>Pittsburgh, University of</i>	270,000			270,000
<i>Syracuse University</i>	330,000			330,000
<i>Texas Agricultural and Mechanical College</i>	66,838		36,435	30,403

	UNPAID Sept. 30, 1960	changes during the fiscal year		UNPAID Sept. 30, 1961
		GRANTS (Reductions)	PAYMENTS (Refunds)	
Fellowships and Grants-in-aid				
Foreign Area Training Fellowship Programs, 1958-1960	801,444	(57,849)	662,172	81,423
Foreign Area Training Fellowship Program, 1961-62		1,131,200	362,187	769,013
Grant-in-aid funds for graduate students studying non-Western areas				
<i>Boston University</i>		3,800	3,800	
<i>California, University of (Berkeley)</i>		10,900	10,900	
<i>California, University of (Los Angeles)</i>		3,800	3,800	
<i>Chicago, University of</i>		8,800	8,800	
<i>Columbia University</i>		25,000	25,000	
<i>Cornell University</i>		7,500	7,500	
<i>Harvard University</i>		16,000	16,000	
<i>Indiana University</i>		4,000	4,000	
<i>McGill University</i>		3,000	3,000	
<i>Michigan, University of</i>		11,000	11,000	
<i>Northwestern University</i>		3,000	3,000	
<i>Pennsylvania, University of</i>		4,000	4,000	
<i>Princeton University</i>		4,000	4,000	
<i>Stanford University</i>		3,000	3,000	
<i>Washington, University of</i>		7,500	7,500	
<i>Yale University</i>		3,500	3,500	
Institute of Current World Affairs				
<i>Foreign-area fellowships for persons in journalism, government, business, and the professions</i>		150,000		150,000
Faculty fellowships in international legal studies	172,835		53,158	119,677
Totals—International Training and Research	<u>\$9,104,753</u>	<u>\$26,425,653</u>	<u>\$26,699,943</u>	<u>\$8,830,463</u>

## Humanities and the Arts

### Visual Arts

College Art Association of America				
<i>Study of higher education in the visual arts</i>		180,000		180,000
Grants-in-aid				
<i>American Federation of Arts Painters, sculptors, and printmakers</i>	101,545	(20,000)	(20,000)	36,048
Massachusetts Institute of Technology				
<i>Experiments in sculptural materials and techniques</i>		25,000	25,000	
Minneapolis Society of Fine Arts				
<i>Experimental curriculum at Minneapolis School of Art</i>	67,000		28,000	39,000

	UNPAID Sept. 30, 1960	changes during GRANTS (Reductions)	the fiscal year PAYMENTS (Refunds)	UNPAID Sept. 30, 1961
<b>Tamarind Lithography Workshop</b>				
<i>Experiment in lithographic art</i>	100,000		50,000	50,000
<b>Whitney Museum of American Art</b>				
<i>Exhibition of works of Bernard Reder</i>	15,000		15,000	
<b>Music</b>				
<b>City Center of Music and Drama (New York)</b>				
<i>Production of new American operas</i>		70,000	70,000	
<b>Grants-in-aid and fellowships</b>				
<i>Composers associated with secondary schools</i>	53,075	88,500	73,650	67,925
<i>Concert artists</i>	33,000		15,000	18,000
<b>Peabody Conservatory of Music</b>				
<i>Experimental program to develop American conductors</i>		397,500	132,500	265,000
<b>Performances of works commissioned for concert artists receiving grants-in-aid</b>				
<i>Atlanta Symphony Guild</i>	3,000		2,000	1,000
<i>Denver Symphony Society</i>	3,000		1,000	2,000
<i>Detroit Symphony Orchestra</i>	3,000		2,000	1,000
<i>Houston Symphony Society</i>	3,000			3,000
<i>Indiana State Symphony Society</i>	3,000		1,000	2,000
<i>Philharmonic-Symphony Society of New York</i>	1,000			1,000
<i>Pittsburgh Symphony Society</i>	3,000		1,000	2,000
<i>Seattle Symphony Orchestra</i>	3,000		1,000	2,000
<i>Southern California Symphony Association</i>	2,000			2,000
<i>Symphony Society of San Antonio</i>	1,000			1,000
<b>San Francisco Opera Association</b>				
<i>Production of a new American opera</i>		40,000	40,000	
<b>Tulane University</b>				
<i>Collection of historical data on American jazz</i>	31,735		23,890	7,845
<b>Young Audiences, Inc.</b>				
<i>Development of children's audiences and musical ensembles</i>	130,000		55,000	75,000
<b>Theater and Creative Writing</b>				
<b>American Federation of Arts</b>				
<i>Traveling exhibitions and catalogue of theater designs and models commissioned by Foundation</i>		42,000	42,000	
<b>Ballet Society</b>				
<i>Training and performances for talented young dancers</i>	100,000	12,500	12,500	100,000
<b>Cooperative program among professional, community, and academic theaters</b>				
<i>Art Institute of Chicago</i>		2,644	2,644	
<i>Carnegie Institute of Technology</i>		241,356	41,856	199,500

	UNPAID Sept. 30, 1960	changes during GRANTS (Reductions)	the fiscal year PAYMENTS (Refunds)	UNPAID Sept. 30, 1961
<b>Demonstrations in residential repertory theater</b>				
<i>Actor's Workshop, San Francisco</i>	156,000		47,000	109,000
<i>Alley Theatre, Houston</i>	156,000		42,000	114,000
<i>Theatre, Inc. (Phoenix), New York</i>	120,000		40,000	80,000
<i>Washington (D.C.) Drama Society (Arena Stage)</i>	127,000			127,000
<b>Grants-in-aid</b>				
<i>Creative writers</i>	29,750		29,750	
<i>Poets and fiction writers associated with theaters and opera houses</i>	71,125		55,800	15,325
<i>Theater directors</i>	36,565		30,932	5,633
<b>New Dramatists Committee</b>				
<i>Observerships in the New York theater for directors</i>	23,347		17,699	5,648
<b>Scholarship in Humanities and the Arts</b>				
<b>American Council of Learned Societies</b>				
<i>Program to advance scholarship in the humanities</i>	527,400	5,670,000	527,400	5,670,000
<b>American Historical Association</b>				
<i>Bibliographies of British history and civilization</i>	28,000		6,000	22,000
<b>Archives of American Art</b>				
<i>Studies of role of the arts in American civilization</i>	160,000			160,000
<b>Council on Library Resources</b>				
<i>Research and demonstrations on library problems</i>		8,000,000	1,000,000	7,000,000
<b>Institute of International Education</b>				
<i>Awards to Foundation-selected American and foreign scholars and leaders for travel and study</i>	15,000	9,000	15,000	9,000
<b>Princeton University</b>				
<i>Critical analysis of American humanistic scholarship</i>	200,000		100,000	100,000
<b>University Presses Program</b>				
<b>Scholarly publication in the humanities and social sciences</b>				
<i>California, University of (Berkeley)</i>		14,300	14,300	
<i>Chicago, University of</i>		36,000	36,000	
<i>Columbia University Press</i>		25,700	25,700	
<i>Cornell University</i>		8,400	8,400	
<i>Duke University</i>		4,000	4,000	
<i>Florida, University of</i>		2,800	2,800	
<i>Georgia, University of</i>		2,500	2,500	
<i>Harvard University</i>		39,500	39,500	
<i>Hawaii, University of</i>		2,500	2,500	
<i>Illinois, University of</i>		5,600	5,600	
<i>Indiana University</i>		6,600	6,600	
<i>Johns Hopkins University</i>		10,400	10,400	
<i>Kentucky, University of</i>		4,100	4,100	
<i>Louisiana State University</i>		5,400	5,400	
<i>Michigan, University of</i>		2,858	2,858	
<i>Minnesota, University of</i>		8,362	8,362	
<i>Missouri, University of</i>		2,500	2,500	

	UNPAID Sept. 30, 1960	changes during the fiscal year		UNPAID Sept. 30, 1961
		GRANTS (Reductions)	PAYMENTS (Refunds)	
<i>Nebraska, University of</i>		2,900	2,900	
<i>New Mexico, University of</i>		5,400	5,400	
<i>New York University</i>		2,500	2,500	
<i>North Carolina Press, University of</i>		10,300	10,300	
<i>Northwestern University</i>		6,126	6,126	
<i>Notre Dame, University of</i>		3,400	3,400	
<i>Oklahoma, University of</i>		12,700	12,700	
<i>Pittsburgh, University of</i>		3,600	3,600	
<i>Princeton University Press</i>		27,600	27,600	
<i>Rutgers University</i>		8,200	8,200	
<i>Southern Methodist University</i>		2,500	2,500	
<i>Stanford University</i>		14,100	14,100	
<i>Syracuse University</i>		3,900	3,900	
<i>Texas, University of</i>		3,900	3,900	
<i>Toronto, University of</i>		8,500	8,500	
<i>Washington, University of</i>		3,800	3,800	
<i>Wayne State University</i>		5,045	5,045	
<i>Wisconsin, University of</i>		3,700	3,700	
<i>Yale University Press</i>		18,000	18,000	
<b>Totals—Humanities and the Arts</b>	<b>\$2,306,542</b>	<b>\$15,086,191</b>	<b>\$2,919,809</b>	<b>\$14,472,924</b>

## Science and Engineering

### Institutional Development

#### Case Institute of Technology

*Over-all advancement as a scientific and technological university; expansion of graduate programs in engineering*

8,000,000      3,000,000      5,000,000

### Strengthening Engineering Teaching

#### American Society for Engineering Education

*Printing and distribution of "Teaching Tomorrow's Engineers" and "The Road to Graduate Study"*

10,500      10,500

#### Columbia University

*Survey of background of engineering faculties*

372      372

### Curriculum development and experiments

*California, University of (Los Angeles)*

1,050,000      360,000      690,000

*Carnegie Institute of Technology*

200,000      75,000      125,000

*Case Institute of Technology*

300,000      151,550      148,450

*Cincinnati, University of*

145,000      65,000      80,000

*Massachusetts Institute of Technology*

3,105,000      725,000      2,380,000

*Michigan, University of*

550,000      300,000      250,000

*Polytechnic Institute of Brooklyn*

560,000           560,000

	UNPAID Sept. 30, 1960	changes during GRANTS (Reductions)	the fiscal year PAYMENTS (Refunds)	UNPAID Sept. 30, 1961
<b>Faculty recruitment and development</b>				
<i>California, University of (Berkeley)</i>		65,000	65,000	
<i>Carnegie Institute of Technology</i>		45,000	45,000	
<i>Cornell University</i>		4,350,000	3,600,000	750,000
<i>Florida, University of</i>	695,000		415,000	280,000
<i>Georgia Institute of Technology</i>	680,000		400,000	280,000
<i>Illinois, University of</i>		75,000	75,000	
<i>Michigan, University of</i>		75,000	75,000	
<i>North Carolina State College</i>	760,000		420,000	340,000
<i>Princeton University</i>	1,000,000		1,000,000	
<i>Purdue University</i>		75,000		75,000
<i>Stanford University</i>		1,200,000		1,200,000
<i>Texas, University of</i>	975,000		525,000	450,000
<i>Wisconsin, University of</i>		65,000		65,000
<b>Florida, University of</b>				
<i>Planning for new science and technology center</i>		(1,968)	(1,968)	
<b>Forgivable loans to doctoral students preparing for engineering-faculty careers</b>				
<i>Columbia University</i>		50,000	50,000	
<i>Harvard University</i>		50,000	50,000	
<i>Illinois Institute of Technology</i>		50,000	50,000	
<i>Iowa State University</i>		50,000	50,000	
<i>Minnesota, University of</i>		50,000	50,000	
<i>New York University</i>		50,000	50,000	
<i>Northwestern University</i>		50,000	50,000	
<i>Rensselaer Polytechnic Institute</i>		50,000	50,000	
<i>Virginia Polytechnic Institute</i>		50,000	50,000	
<i>Washington University</i>		50,000	50,000	
<b>Illinois, University of</b>				
<i>Graduate training for potential engineering teachers</i>	106,000			106,000
<b>Pennsylvania State University</b>				
<i>Summer institutes on teaching methods for young engineering teachers</i>		65,000	65,000	
<b>Science Education</b>				
<b>California Institute of Technology</b>				
<i>Revision of introductory college course in physics</i>		245,000		245,000
<b>Graduate training in atmospheric science</b>				
<i>California Institute of Technology</i>	51,000			51,000
<i>California, University of (Los Angeles)</i>	132,000		35,000	97,000
<i>Chicago, University of</i>	42,300			42,300
<i>Colorado, University of</i>	92,000			92,000
<i>Harvard University</i>	80,000			80,000
<i>Johns Hopkins University</i>	108,800			108,800
<i>Massachusetts Institute of Technology</i>	66,000			66,000
<i>Minnesota, University of</i>	75,000		30,000	45,000
<i>Wisconsin, University of</i>	51,380			51,380

	UNPAID Sept. 30, 1960	changes during the fiscal year GRANTS (Reductions)	PAYMENTS (Refunds)	UNPAID Sept. 30, 1961
<b>Graduate training in oceanography</b>				
<i>California Institute of Technology</i>	51,000			51,000
<i>California, University of (La Jolla)</i>	217,000		41,000	176,000
<i>Columbia University</i>	98,500		27,300	71,200
<i>Massachusetts Institute of Technology</i>	66,000			66,000
<i>Woods Hole Oceanographic Institution</i>	110,000		18,000	92,000
<b>Marine Biological Laboratory</b>				
<i>Postdoctoral training in marine systematics</i>		240,000		240,000
<b>Princeton University</b>				
<i>Graduate training in plasma physics</i>	194,000		24,110	169,890
<b>Rutgers University</b>				
<i>Training and employment of women in mathematics</i>	155,000	(6,395)	26,605	122,000
<b>Problems of Science</b>				
<b>International Bureau of Weights and Measures</b>				
<i>Development of standards for radiation measurement</i>	32,500		32,500	
<b>International Society of Radiology</b>				
<i>Studies of biological effects by International Commission on Radiological Units and Measurements</i>	185,000		37,000	148,000
<b>Royal Swedish Academy of Science</b>				
<i>Research by International Commission on Radiological Protection on standards for exposure to radiation</i>	250,000		30,000	220,000
<b>Yale University</b>				
<i>Construction of Southern Hemisphere astrograph</i>	750,000		100,000	650,000
<b>Totals—Science and Engineering</b>	<u>\$12,933,480</u>	<u>\$15,002,509</u>	<u>\$12,271,969</u>	<u>\$15,664,020</u>

## Public Affairs

### Improvement of Public Service and Leadership

#### Executive-development programs for officials of government and civic organizations

<i>Brookings Institution</i>	22,475			22,475
<i>New York University</i>	45,000		45,000	
<i>Pittsburgh, University of</i>		(978)	(978)	

#### Hampton Institute

<i>Fellowships for government service in the Virgin Islands</i>	4,000			4,000
---	-------	--	--	-------

#### Harvard University

<i>Research in national-defense policy</i>	176,000		25,000	151,000
--	---------	--	--------	---------

#### Institute of International Education

<i>Awards to Foundation-selected American and foreign scholars and leaders for travel and study</i>	10,000		10,000	
---	--------	--	--------	--

	UNPAID Sept. 30, 1960	changes during the fiscal year GRANTS (Reductions)	PAYMENTS (Refunds)	UNPAID Sept. 30, 1961
<b>National Forensic League</b>				
<i>Student debating forums and legislative assemblies</i>	6,000	(6,000)		
<b>Public Affairs Research Council of Louisiana</b>				
<i>Pre-legislative conference among legislators     and community leaders of Louisiana</i>		(555)	(555)	
<b>Training fellowships and internships in public service</b>				
<i>Alaska, University of</i>		198,000		198,000
<i>American Political Science Association</i>	478,000		119,500	358,500
<i>California, University of (Berkeley)</i>	73,000	124,600	42,150	155,450
<i>Coro Foundation</i>	106,665		42,952	63,713
<i>Hawaii, University of</i>		68,460		68,460
<i>Hunter College</i>		75,000	25,000	50,000
<i>Illinois, University of</i>		148,068	29,525	118,543
<i>Indiana University</i>		118,000	20,000	98,000
<i>Kansas, University of</i>		114,000	19,000	95,000
<i>Michigan State University</i>		164,500		164,500
<i>New York City Board of Higher Education</i>	216,000		54,000	162,000
<i>Oklahoma State Legislative Council</i>		117,000		117,000
<i>State of Wisconsin Legislative Council</i>	240,000			240,000
<i>Washington, University of</i>		110,400	31,800	78,600
<b>Citizenship Understanding and Participation</b>				
<b>American Assembly</b>				
<i>President's Commission on National Goals</i>	50,000		50,000	
<b>American Political Science Association</b>				
<i>Awards and seminars for young journalists reporting     state and local politics</i>	100,000			100,000
<b>Citizenship Clearing House</b>				
<i>Education in public affairs for college students</i>		600,000	180,000	420,000
<b>George Peabody College for Teachers</b>				
<i>Southern Education Reporting Service</i>	61,000	390,000	256,000	195,000
<b>Michigan, University of</b>				
<i>Institute in Practical Partisan Politics</i>		(438)	(438)	
<b>Morgan State College</b>				
<i>Experimental program in citizenship education</i>	76,600		23,800	52,800
<b>National Conference of Christians and Jews</b>				
<i>Education on religious problems in public affairs</i>		325,000		325,000
<b>Law and Society</b>				
<b>American Bar Foundation</b>				
<i>Research on public and international legal problems</i>		500,000		500,000
<b>American Law Institute</b>				
<i>Study of the division of jurisdiction between Federal     and state courts</i>	138,000			138,000
<b>California, University of (Berkeley)</b>				
<i>Study of compensation in motor-vehicle accidents</i>		25,000	25,000	



	UNPAID Sept. 30, 1960	changes during GRANTS (Reductions)	the fiscal year PAYMENTS (Refunds)	UNPAID Sept. 30, 1961
<b>Illinois, University of</b>				
<i>Research on Federal correctional system</i>	37,207		37,207	
<b>Law Faculty Fellowships</b>				
<i>Research and study in public affairs</i>	191,200		32,150	159,050
<b>National Legal Aid and Defender Association</b>				
<i>Law-school program of teaching, research, and internships in law and public affairs</i>	750,000		375,000	375,000
<b>Northwestern University</b>				
<i>Training and research in criminal law and criminology</i>	118,000		60,000	58,000
<b>Pittsburgh, University of</b>				
<i>Experiment with computer techniques in legal research</i>		350,000		350,000
<b>Research and training in law and public affairs</b>				
<i>New York University</i>		160,000	160,000	
<i>Notre Dame, University of</i>	115,000		33,000	82,000
<i>Pennsylvania, University of</i>	225,000		56,300	168,700
<i>Vanderbilt University</i>	238,000		100,000	138,000
<i>Wisconsin, University of</i>	75,270	75,591	110,591	40,270
<b>Teacher training in law schools</b>				
<i>Columbia University</i>	125,000			125,000
<i>Harvard University</i>	300,000		50,000	250,000
<i>New York University</i>	152,500		50,000	102,500
<b>Science and Art of Government</b>				
<b>International Political Science Association</b>				
<i>International activities among political scientists</i>		10,000	10,000	
<b>National Archives Trust Fund Board</b>				
<i>Documentary history of the ratification of the Constitution and first ten amendments</i>	56,000		25,000	31,000
<b>Princeton University</b>				
<i>Preparation of textbook on state and local government</i>		96,000		96,000
<i>Publication of Thomas Jefferson papers</i>	40,000			40,000
<b>Research professorships in governmental affairs</b>				
<i>California, University of (Berkeley)</i>	125,000		25,000	100,000
<i>Chicago, University of</i>	75,000		25,000	50,000
<i>Columbia University</i>	75,000			75,000
<i>Harvard University</i>	100,000		25,000	75,000
<i>Princeton University</i>	137,500		25,000	112,500
<i>Yale University</i>	100,000			100,000
<b>Rutgers University</b>				
<i>Fellowships to attend national political conventions</i>		(1,545)	(1,545)	
<b>Social Science Research Council</b>				
<i>National senior research program in government</i>	216,000		108,000	108,000
<b>Syracuse University</b>				
<i>Interuniversity program of case studies</i>	130,000		130,000	

	UNPAID Sept. 30, 1960	changes during GRANTS (Reductions)	the fiscal year PAYMENTS (Refunds)	UNPAID Sept. 30, 1961
<b>Local Foundations</b>				
<b>Kansas City Association of Trusts and Foundations</b>				
<i>Research and experimental projects on problems of Kansas City, Missouri, and its region</i>		1,250,000	200,000	1,050,000
 <b>URBAN AND REGIONAL PROBLEMS</b>				
<b>University Extension and Research</b>				
<b>Chicago, University of</b>				
<i>Studies of key aspects of urbanization</i>	130,000			130,000
<b>Development of urban research, education, and extension programs</b>				
<i>ACTION-Housing, Inc. (Pittsburgh)</i>		8,000	8,000	
<i>Delaware, University of</i>		500,000	250,000	250,000
<i>Illinois, University of</i>	115,000		60,000	55,000
<i>Purdue University</i>		100,000		100,000
<i>Rutgers University</i>	450,000	200,000	70,000	580,000
<i>Wisconsin, University of</i>	750,000		750,000	
<b>Indiana University</b>				
<i>Study of metropolitan-action programs</i>	20,100		20,100	
<b>Kansas, University of</b>				
<i>Interuniversity social-science faculty seminar on urbanization in Missouri River Basin area</i>	13,200		13,200	
<b>Massachusetts Institute of Technology</b>				
<i>Joint Center for Urban Studies, conducted in cooperation with Harvard University</i>	425,000		125,000	300,000
<b>Pennsylvania, University of</b>				
<i>Analysis of urban migration from 1960 census data</i>	116,670			116,670
<i>Development of education for city planning</i>	176,879			176,879
<b>Research, studies, and education on urban and regional problems in their respective areas</b>				
<i>Minnesota, University of</i>	596,667		273,333	323,334
<i>North Carolina, University of</i>	104,750		70,750	34,000
<i>Wilkes College</i>	150,000		45,000	105,000
<b>Urban-renewal case studies</b>				
<i>California, University of (Berkeley)</i>		15,000	15,000	
<i>Northwestern University</i>		50,000	50,000	
<i>Pennsylvania, University of</i>		25,000	25,000	
 <b>Planning and Research</b>				
<b>American Public Works Association</b>				
<i>Study of public-works research problems and priorities</i>	40,000		40,000	
<b>Institute of International Education</b>				
<i>Berkeley seminar on urbanization in India</i>		(1,636)	(1,636)	

	UNPAID Sept. 30, 1960	changes during the fiscal year GRANTS (Reductions)	PAYMENTS (Refunds)	UNPAID Sept. 30, 1961
<b>Institute of Public Administration</b>				
<i>Comparative urban research and training based on Calcutta planning project</i>		600,000	200,000	400,000
<i>Development of model fallout shelter</i>		(789)	(789)	
<i>Study of rail commuter services in New York City area</i>		100,000	100,000	
<b>Kansas City Association of Trusts and Foundations</b>				
<i>Cooperative urban-studies program by Community Studies, Inc., and universities in Kansas and Missouri</i>	100,000		50,000	50,000
<b>Pennsylvania-New Jersey-Delaware Metropolitan Project, Inc.</b>				
<i>Research and education program on three-state region of Trenton, Philadelphia, and Wilmington</i>		175,000	175,000	
<b>Pittsburgh Regional Planning Association</b>				
<i>Study of Pittsburgh metropolitan region</i>	103,831		79,571	24,260
<b>RAND Corporation</b>				
<i>Exploratory study of urban transportation</i>	400,000			400,000
<b>Regional Plan Association</b>				
<i>Experimental projects in New York metropolitan area</i>	240,000			240,000
<b>University College London</b>				
<i>Program of Committee for Urban Studies</i>	44,800		22,400	22,400
<b>Washington (D.C.) Center for Metropolitan Studies</b>				
<i>Research and education on problems of Washington area</i>	180,000		65,000	115,000
<b>Improvement of Local Government</b>				
<b>American Society of Planning Officials</b>				
<i>Study of zoning law and practices</i>		18,000		18,000
<b>Local Government Education and Research, Inc.</b>				
<i>Program to improve county government, with the National Association of County Officials</i>	30,000		20,000	10,000
<b>Municipal Finance Officers Association</b>				
<i>Comparative study and manual on municipal budgeting</i>		85,000	45,000	40,000
<b>Municipal Manpower Commission program</b>				
<i>American Institute for Municipal Research, Education and Training</i>		371,619	371,619	
<i>George Washington University</i>		(121,619)	(121,619)	
<b>National Municipal League</b>				
<i>Revision of Model City Charter</i>		25,000	25,000	
<b>YOUTH DEVELOPMENT</b>				
<b>Great Cities-Gray Areas Program</b>				
<b>Council of the Southern Mountains</b>				
<i>Workshops and consulting services for teachers on adjustment of rural children to cities</i>		35,000	35,000	

	UNPAID Sept. 30, 1960	changes during the fiscal year GRANTS (Reductions)	PAYMENTS (Refunds)	UNPAID Sept. 30, 1961
<b>National Education Association</b>				
<i>Information and consulting services on school-improvement programs in depressed urban areas</i>		190,000	190,000	
<b>School-community projects to improve education in depressed urban neighborhoods</b>				
<i>Buffalo Board of Education</i>		75,000	75,000	
<i>Chicago Board of Education</i>		350,000	203,000	147,000
<i>Cleveland Board of Education</i>		190,000		190,000
<i>Detroit Board of Education</i>		470,000	221,000	249,000
<i>Milwaukee Public Schools</i>	48,000		24,000	24,000
<i>Neighborhood House (Richmond, Calif.)</i>		100,000	100,000	
<i>Philadelphia Board of Education</i>		225,000		225,000
<i>Pittsburgh Public Schools</i>		365,620	141,620	224,000
<i>St. Louis Board of Education</i>		185,000	95,000	90,000
<i>San Francisco Unified School District</i>		310,000	170,000	140,000
<i>Washington (D.C.) Board of Education</i>		308,500	169,000	139,500
<b>Demonstrations and Experiments</b>				
<b>Cooperative work and education programs to reduce school dropouts</b>				
<i>Chicago Board of Education</i>		50,000	50,000	
<i>New York City Board of Education</i>		230,000	115,000	115,000
<b>Experimental programs to reduce juvenile delinquency</b>				
<i>American Friends Service Committee</i>		99,576	49,576	50,000
<i>Chicago Boys Clubs</i>	801,330		118,180	683,150
<i>Los Angeles County Probation Department</i>		133,000	50,000	83,000
<i>YMCA of Metropolitan Chicago</i>		106,000		106,000
<b>National Child Labor Committee</b>				
<i>Workshop on improving job opportunities for youth</i>		9,300	9,300	
<b>Research and Evaluation</b>				
<b>Awards to individuals for research and development of new concepts in juvenile-delinquency control</b>				
<i>Brandeis University</i>		5,000	5,000	
<i>California, University of (Berkeley)</i>		7,500	7,500	
<i>Chicago, University of</i>		5,000	5,000	
<i>Columbia University</i>		5,000	5,000	
<i>Correctional Research Associates</i>		5,000		5,000
<i>Detroit Institute of Technology</i>		2,500	2,500	
<i>Howard University</i>		2,500	2,500	
<i>Illinois, University of</i>		2,500	2,500	
<i>Institute of Public Administration</i>		10,000	10,000	
<i>Jefferson County (Ala.) Association for Mental Health</i>		5,000	5,000	
<i>Michigan, University of</i>		10,000	10,000	
<i>National Council on Crime and Delinquency</i>		2,500	2,500	
<i>New York University</i>		5,000	5,000	

	UNPAID Sept. 30, 1960	changes during GRANTS (Reductions)	the fiscal year PAYMENTS (Refunds)	UNPAID Sept. 30, 1961
<i>Ohio State University</i>		5,000	5,000	
<i>Pennsylvania, University of</i>		5,000	5,000	
<i>Rutgers University</i>		25,000	25,000	
<i>Syracuse University</i>		2,500	2,500	
<i>Tufts University</i>		2,500	2,500	
<i>Washington, University of</i>		10,000		10,000
<i>Wayne State University</i>		5,000	5,000	
<i>Wisconsin, University of</i>		5,000	5,000	
<i>Yale University</i>		5,000	5,000	
<b>Evaluation of delinquency-prevention experiments</b>				
<i>American Friends Service Committee</i>		5,000	5,000	
<i>California, University of (Berkeley)</i>		10,000	10,000	
<i>Michigan, University of</i>	339,000		63,000	276,000
<i>Southern California, University of</i>		139,000	30,692	108,308
<b>Goddard College</b>				
<i>Study of youth behavior in rural areas</i>		37,000	37,000	
<b>Harvard University</b>				
<i>Research in juvenile-delinquency prediction</i>	33,000		33,000	
<b>National Committee for Children and Youth</b>				
<i>White House Conference and other youth activities</i>	75,000		75,000	
<b>Pennsylvania, University of</b>				
<i>Development of improved indexes to delinquency</i>	100,000		50,000	50,000
<b>Phi Delta Kappa</b>				
<i>Project on transition from school to employment</i>		15,400	15,400	
<b>Southern California, University of</b>				
<i>Research on delinquency at Youth Studies Center</i>	280,000		140,000	140,000
<b>Syracuse University</b>				
<i>Research on delinquency at Youth Development Center</i>	390,000	138,500	296,500	232,000
<b>Treatment and Rehabilitation</b>				
<b>Copenhagen, University of</b>				
<i>Experiment in rehabilitating delinquent boys</i>	106,000		25,000	81,000
<b>Jefferson County (Ky.) Fiscal Court</b>				
<i>Residential rehabilitation center for delinquent boys</i>		54,000	45,000	9,000
<b>Louisville, University of</b>				
<i>General support of Southern Police Institute</i>	160,000			160,000
<b>National Council on Crime and Delinquency</b>				
<i>National program in treatment of delinquents</i>	885,000		210,000	675,000
<i>Regional seminars on trends in delinquency prevention</i>		25,000	7,500	17,500
<b>Nonresidential rehabilitation center for delinquent boys</b>				
<i>New Jersey Board of Control Department of Institutions and Agencies</i>		45,000	45,000	
<i>New Jersey Mental Health Research and Development Fund</i>		10,000	10,000	

	UNPAID Sept. 30, 1960	changes during the fiscal year GRANTS (Reductions)	PAYMENTS (Refunds)	UNPAID Sept. 30, 1961
University College London				
<i>Research on the treatment of juvenile delinquents</i>	15,609		15,609	
Wayne State University				
<i>Workshop on probation services in juvenile courts</i>		(2,454)	(2,454)	
Totals—Public Affairs	<u>\$12,604,253</u>	<u>\$11,199,620</u>	<u>\$8,521,811</u>	<u>\$15,282,062</u>

## Economic Development and Administration

### Research in Economics

#### American Economic Association

*Experimental volume of economic abstracts* 7,000 7,000

*Index of journals; register of economists concerned with public economic understanding* 10,000 4,900 14,900

#### Brookings Institution

*National research program in public finance* 750,000 750,000

*Research, education, and information on public-policy issues and problems* 3,800,000 650,000 3,150,000

#### Columbia University

*Policy studies by the National Manpower Council* 220,000 220,000

#### Committee for Economic Development

*Research on international economic problems* 450,000 150,000 300,000

#### Duke University

*Interuniversity research on economy of the South* 150,000 50,000 100,000

#### Harvard University

*Research on comparative economic growth* 64,000 64,000

*Research on structure of American economy* 40,000 40,000

*Research on weapons development and acquisition* 65,000 65,000

#### Institute of International Education

*Awards to Foundation-selected American and foreign scholars and leaders for travel and study* 75,000 25,000 50,000

#### Michigan, University of

*Research and training on consumer behavior* 210,000 75,000 135,000

*Study of low-income families* 48,200 48,200

#### National Institute of Economic and Social Research (London)

*Research on British economy* 45,000 45,000

#### National Planning Association

*Study of the local impact of foreign trade* (159) (159)

#### New York University

*Research on measurements of family saving* 25,000 25,000

	UNPAID Sept. 30, 1960	changes during GRANTS (Reductions)	the fiscal year PAYMENTS (Refunds)	UNPAID Sept. 30, 1961
<b>North Carolina, University of</b>				
<i>Interuniversity historical studies of American economic growth</i>	85,000		55,000	30,000
<b>Pennsylvania, University of</b>				
<i>Survey of stock ownership in the United States</i>		70,000	35,000	35,000
<b>Princeton University</b>				
<i>Interuniversity study of human resources in industrializing countries</i>		250,000		250,000
<b>Problem-oriented research in economics and business administration</b>				
<i>California, University of (Los Angeles)</i>	60,000			60,000
<i>Duke University</i>	15,500		15,500	
<i>Harvard University</i>	58,000		17,000	41,000
<i>Massachusetts Institute of Technology</i>	45,000		15,000	30,000
<i>Michigan, University of</i>	20,000			20,000
<i>Minnesota, University of</i>	48,100		21,000	27,100
<i>Princeton University</i>	30,000		30,000	
<i>Vanderbilt University</i>	22,700		22,700	
<i>Washington, University of</i>	36,000		12,000	24,000
<i>Wisconsin, University of</i>	14,000			14,000
<i>Yale University</i>	20,000		20,000	
<b>Queen's University at Kingston</b>				
<i>Program of Canadian Institute of Economic Research</i>	104,005		13,000	91,005
<b>Resources for the Future, Inc.</b>				
<i>Research and education on natural resources</i>	3,000,000		1,000,000	2,000,000
<b>Social Science Research Council</b>				
<i>Industry research based on recent census data</i>	50,000		50,000	
<i>Research on development of other countries by its Committee on Economic Growth</i>	100,000		40,000	60,000
<b>Stanford Research Institute</b>				
<i>Study of small industries in developing countries</i>		90,000	50,000	40,000
<b>Wisconsin, University of</b>				
<i>Research program on national economy using computer simulation</i>		400,000	133,000	267,000
<b>Yale University</b>				
<i>Interuniversity center for the quantitative study of national economies</i>		2,000,000	2,000,000	
<i>Interuniversity studies in comparative economics</i>	100,000			100,000
<b>Population Studies</b>				
<b>Birmingham, University of</b>				
<i>Research on the reproductive physiology of primates</i>		440,000	440,000	
<b>Population Council</b>				
<i>Research and training in problems of population growth</i>	1,400,000	2,250,000	940,000	2,710,000
<i>Training program in reproductive physiology at Worcester Foundation for Experimental Biology</i>	700,000		171,350	528,650

	UNPAID Sept. 30, 1960	changes during GRANTS (Reductions)	the fiscal year PAYMENTS (Refunds)	UNPAID Sept. 30, 1961
<b>Training and research in demography</b>				
<i>Michigan, University of</i>		500,000	50,000	450,000
<i>Pennsylvania, University of</i>		200,000	40,000	160,000
<b>Zoological Society of London</b>				
<i>Research in animal reproduction</i>		95,000	95,000	
<b>Economics Education and Training</b>				
<b>Brown University</b>				
<i>Graduate program in regional economic development</i>	295,000		50,000	245,000
<b>European Productivity Agency (Paris)</b>				
<i>Training of European trade-union research officers, at Columbia University</i>		(26,373)	(26,373)	
<b>Graduate training and research in economics</b>				
<i>Massachusetts Institute of Technology</i>	200,000			200,000
<i>Yale University</i>	35,235		35,235	
<b>Graduate training programs in economic development for foreign students</b>				
<i>Vanderbilt University</i>	163,500		34,500	129,000
<i>Yale University</i>	150,000			150,000
<b>Graduate workshops in economics</b>				
<i>Chicago, University of</i>	115,000		65,000	50,000
<i>Columbia University</i>	100,000		50,000	50,000
<b>Harvard University</b>				
<i>Graduate research seminar in economic history</i>	50,000			50,000
<b>Institute of International Education</b>				
<i>Orientation center for foreign students of economics</i>	54,908		54,908	
<b>International Economic Association</b>				
<i>Courses and conferences in less-developed countries</i>	175,000		70,000	105,000
<b>Joint Council on Economic Education</b>				
<i>National program to advance economic understanding</i>		1,125,000		1,125,000
<b>Stanford University</b>				
<i>Graduate training in comparative economics</i>	143,700		70,750	72,950
<b>Summer seminars for teachers of economics in liberal-arts colleges</b>				
<i>California, University of (Berkeley)</i>		22,800	22,800	
<i>Chicago, University of</i>		22,700	22,700	
<i>Columbia University</i>		(1,969)	(1,969)	
<i>Duke University</i>		21,100	21,100	
<i>Johns Hopkins University</i>		(713)	(713)	
<i>Massachusetts Institute of Technology</i>		19,900	19,900	
<i>Minnesota, University of</i>		(883)	(883)	
<i>Oklahoma State University</i>		19,600	19,600	
<i>Oregon, University of</i>		(2)	(2)	
<i>Princeton University</i>		19,500	19,500	



	UNPAID Sept. 30, 1960	changes during GRANTS (Reductions)	the fiscal year PAYMENTS (Refunds)	UNPAID Sept. 30, 1961
<b>Business Education</b>				
<b>American Association of Collegiate Schools of Business</b>				
<i>Clearinghouse for business case materials</i>	120,000		45,000	75,000
<b>Belgian Productivity Center (Brussels)</b>				
<i>Training in the United States for Belgian executives</i>	14,000		14,000	
<b>Business research by individual faculty members</b>				
<i>North Carolina, University of</i>	30,000		15,000	15,000
<i>Washington, University of</i>	45,000		15,000	30,000
<b>Business-school development</b>				
<i>Carnegie Institute of Technology</i>	150,000		50,000	100,000
<i>Chicago, University of</i>	150,000		75,000	75,000
<i>Columbia University</i>		250,000	50,000	200,000
<i>Cornell University</i>	44,000			44,000
<i>Harvard University</i>	660,000		220,000	440,000
<i>Kansas, University of</i>	46,000		15,000	31,000
<i>New York University</i>	485,000		63,000	422,000
<i>Northwestern University</i>	200,000		53,000	147,000
<i>Pennsylvania, University of</i>	509,000		191,000	318,000
<i>Purdue University</i>	200,000		50,000	150,000
<i>Southern California, University of</i>		60,000	20,000	40,000
<i>Tulane University</i>	160,000		40,000	120,000
<i>West Virginia University</i>	15,000		15,000	
<b>California, University of (Berkeley)</b>				
<i>Study of management in Europe and the United States</i>	75,000		35,000	40,000
<b>California, University of (Los Angeles)</b>				
<i>Regional business-faculty training and research at Western Management Science Center</i>	1,040,000			1,040,000
<b>Committee for Economic Development</b>				
<i>Summaries of reports "Higher Education for Business" and "The Education of American Businessmen"</i>		47,000	47,000	
<b>Experimental business courses in liberal-arts colleges</b>				
<i>Drury College</i>		35,000	35,000	
<i>Santa Clara College</i>		30,000	30,000	
<b>Indiana University</b>				
<i>Study of role of mathematics in business curriculum</i>		2,500	2,500	
<b>International Association of Students in the Economic and Commercial Sciences-U.S.</b>				
<i>Exchange program of business traineeships</i>		25,000	25,000	
<b>Massachusetts Institute of Technology</b>				
<i>Research in management problems</i>	95,000			95,000
<b>Michigan State University</b>				
<i>Seminar on business-education reports</i>		(109)	(109)	
<b>Princeton University</b>				
<i>Research conference for new business-school deans</i>		15,700	15,700	

	UNPAID Sept. 30, 1960	changes during GRANTS (Reductions)	the fiscal year PAYMENTS (Refunds)	UNPAID Sept. 30, 1961
<b>Regional programs in the application of modern mathematics to business</b>				
<i>California, University of (Berkeley)</i>		(22)	(22)	
<i>Florida, University of</i>		(22)	(22)	
<i>Harvard University</i>		56,500	56,500	
<i>Michigan, University of</i>		43,100	43,100	
<i>Minnesota, University of</i>		68,300	68,300	
<i>Nebraska, University of</i>		(15)	(15)	
<i>New York University</i>		(43)	(43)	
<i>Pennsylvania, University of</i>		63,000		63,000
<i>Pittsburgh, University of</i>		9,000		9,000
<b>Summer seminars in new developments in business administration</b>				
<i>California, University of (Berkeley)</i>		61,980	61,980	
<i>Carnegie Institute of Technology</i>		55,102	55,102	
<i>Chicago, University of</i>		66,382	66,382	
<b>Tulane University</b>				
<i>Conference on business games and related simulation as teaching techniques</i>		11,100	11,100	
<b>Visiting professorships in the social sciences, mathematics, and statistics</b>				
<i>Indiana University</i>	30,000		30,000	
<i>North Carolina, University of</i>	40,000			40,000
<i>Washington, University of</i>	40,000			40,000
<i>Wisconsin, University of</i>	23,340		23,340	
<b>Fellowships</b>				
<b>Predocctoral, Dissertation, and Faculty Research Fellowships</b>				
<b>1956-1960</b>				
<i>Carnegie Institute of Technology</i>		3,505	3,505	
<i>Chicago, University of</i>		(407)	(407)	
<i>Indiana University</i>		(2)	(2)	
<i>Johns Hopkins University</i>		(3,155)	(3,155)	
<i>Maryland, University of</i>		(2)	(2)	
<i>Massachusetts Institute of Technology</i>		(26)	(26)	
<i>Michigan, University of</i>		(128)	(128)	
<i>Minnesota, University of</i>		(67)	(67)	
<i>Northwestern University</i>		(327)	(327)	
<i>Pennsylvania, University of</i>		(1,215)	(1,215)	
<i>Stanford University</i>		(3,505)	(3,505)	
<i>Washington, University of</i>		(447)	(447)	
<b>1961-62</b>				
<i>Brigham Young University</i>		10,095	10,095	
<i>Brown University</i>		16,850	16,850	
<i>California, University of (Berkeley)</i>		91,969	91,969	
<i>California, University of (Los Angeles)</i>		53,411	53,411	
<i>Carnegie Institute of Technology</i>		84,325	84,325	
<i>Chicago, University of</i>		98,966	98,966	

	UNPAID Sept. 30, 1960	changes during the fiscal year		UNPAID Sept. 30, 1961
		GRANTS (Reductions)	PAYMENTS (Refunds)	
<i>Columbia University</i>		68,210	68,210	
<i>Cornell University</i>		40,851	40,851	
<i>Duke University</i>		12,423	12,423	
<i>Florida, University of</i>		6,546	6,546	
<i>Harvard University</i>		129,212	129,212	
<i>Indiana University</i>		51,837	51,837	
<i>Johns Hopkins University</i>		7,650	7,650	
<i>Maryland, University of</i>		8,242	8,242	
<i>Massachusetts Institute of Technology</i>		90,655	90,655	
<i>Michigan State University</i>		12,825	12,825	
<i>Michigan, University of</i>		42,853	42,853	
<i>Minnesota, University of</i>		20,596	20,596	
<i>Northwestern University</i>		25,530	25,530	
<i>Ohio University</i>		14,445	14,445	
<i>Oregon, University of</i>		7,927	7,927	
<i>Pennsylvania, University of</i>		8,850	8,850	
<i>Pittsburgh, University of</i>		20,861	20,861	
<i>Purdue University</i>		16,843	16,843	
<i>Rochester, University of</i>		21,441	21,441	
<i>San Francisco, University of</i>		10,818	10,818	
<i>Saskatchewan, University of</i>		7,471	7,471	
<i>Southern California, University of</i>		5,460	5,460	
<i>Stanford University</i>		64,960	64,960	
<i>Syracuse University</i>		7,350	7,350	
<i>Texas, University of</i>		11,546	11,546	
<i>Vanderbilt University</i>		9,300	9,300	
<i>Washington, University of</i>		34,848	34,848	
<i>Wayne State University</i>		9,408	9,408	
<i>West Virginia University</i>		13,163	13,163	
<i>Wisconsin, University of</i>		17,925	17,925	
<i>Yale University</i>		19,250	19,250	
<b>Study fellowships for business teachers</b>				
<i>California, University of (Berkeley)</i>		11,442	11,442	
<i>DePaul University</i>		21,300	21,300	
<i>Minnesota, University of</i>		38,267	38,267	
<i>North Carolina, University of</i>		11,600	11,600	
<i>Pennsylvania, University of</i>		10,000	10,000	
<i>Purdue University</i>		17,230	17,230	
<b>Summer-session fellowships for graduate study by business teachers of small colleges</b>				
<i>California, University of (Los Angeles)</i>	39,400	39,600	33,000	46,000
<i>Indiana University</i>		75,250	75,250	
<b>PROBLEMS OF THE AGING</b>				
<b>American Public Welfare Association</b>				
<i>Training of public-agency personnel to improve home care for the elderly</i>	200,000		100,000	100,000
<b>Brandeis University</b>				
<i>Coordination and evaluation of series of pilot projects in local services for older persons</i>	61,000		20,000	41,000

	UNPAID Sept. 30, 1960	changes during GRANTS (Reductions)	the fiscal year PAYMENTS (Refunds)	UNPAID Sept. 30, 1961
<b>Council on Social Work Education</b>				
<i>Preparation of teaching materials in field of aging</i>		160,000	32,000	128,000
<b>Family Service Association of America</b>				
<i>Training of private-agency personnel to improve home care for the elderly</i>		300,000	75,000	225,000
<b>Gerontological Society</b>				
<i>Seminars and publications on problems of aging</i>		25,000	25,000	
<b>Michigan, University of</b>	210,000			210,000
<i>Research on economic and social aspects of health</i>				
<b>National Social Welfare Assembly</b>				
<i>Establishment of national association of nonprofit homes for the aged</i>		29,600	29,600	
<i>Program of National Council on the Aging</i>		200,000	200,000	
<b>New York University</b>				
<i>Study of management problems in public housing for the elderly</i>		20,500	20,500	
<b>North Carolina, University of</b>				
<i>Research on older persons and urban living</i>		(4,065)	(4,065)	
<b>Research on employment problems of older workers</b>				
<i>Brown University</i>	110,000		40,000	70,000
<i>Duke University</i>	90,000		75,000	15,000
<i>Washington University</i>		177,000		177,000
<b>Western Reserve University</b>				
<i>Community-university study of living arrangements for older persons</i>	66,000		32,500	33,500
<i>Coordination and evaluation of series of pilot projects in local planning for older persons</i>		130,000	130,000	
<b>Wisconsin, University of</b>				
<i>Research on private pension plans and employment status of older workers</i>	200,000		110,000	90,000
<b>Totals—Economic Development and Administration</b>	<u>\$18,040,588</u>	<u>\$11,308,714</u>	<u>\$11,766,097</u>	<u>\$17,583,205</u>

## International Affairs

### Atlantic Cooperation and Assistance

<b>American Fund for Free Jurists</b>				
<i>African conference on the rule of law</i>		54,000	54,000	
<b>Association for the Industrial Development of Southern Italy (Rome)</b>				
<i>Center for studies of economic development</i>	190,000		95,000	95,000
<b>Athens Technological Organization</b>				
<i>Training for urban planning in less-developed countries</i>	45,000		45,000	

	UNPAID Sept. 30, 1960	changes during GRANTS (Reductions)	the fiscal year PAYMENTS (Refunds)	UNPAID Sept. 30, 1961
<b>Atlantic-community energy resources</b>				
<i>Atomic Industrial Forum, Inc.</i>		(9,500)	(9,500)	
<i>Buffalo, University of</i>		9,500	9,500	
<b>Brookings Institution</b>				
<i>Study of United States policy toward Latin America</i>		40,000	40,000	
<b>Catholic University of Louvain</b>				
<i>Research on European political and economic integration</i>	18,899		18,899	
<b>Committee for Afro-Scandinavian Cooperation (Copenhagen)</b>				
<i>Conference on African library development</i>		17,500		17,500
<b>Geneva-Africa Institute</b>				
<i>Scholarship program and library development</i>		25,000	25,000	
<b>Indian Statistical Institute (Calcutta)</b>				
<i>Geneva economic conference on less-developed countries</i>		25,000	25,000	
<b>Institute for Strategic Studies (London)</b>				
<i>Education and information on impact of modern weapons on international relations</i>	50,000	140,000	50,000	140,000
<b>London School of Economics and Political Science</b>				
<i>Graduate course for students from less-developed areas; other international activities</i>	196,000			196,000
<b>National Union for the Struggle Against Illiteracy (Rome)</b>				
<i>Program of basic education in southern Italy</i>	50,500		25,900	24,600
<b>Research and training to aid less-developed areas</b>				
<i>Carl Duisberg Foundation (Cologne)</i>	40,000		40,000	
<i>Center of Documentation of the Action Committee for the United States of Europe (Paris)</i>	150,000		150,000	
<i>European Productivity Agency (Paris)</i>	200,000		120,000	80,000
<i>Foreign Service Institute</i>		(1,550)	(1,550)	
<i>Friedrich Ebert Foundation (Bonn)</i>	40,000		40,000	
<i>German Institute for Developing Countries</i>	7,500		7,500	
<i>Industrial Coordination Bureau (Stockholm)</i>		4,000		4,000
<i>Institute of Applied Economics (Paris)</i>	80,000		23,000	57,000
<i>Institute of Race Relations (London)</i>	100,000		32,200	67,800
<i>Overseas Development Institute (London)</i>	160,000			160,000
<b>Syracuse University</b>				
<i>Case studies on the reorganization of the United States foreign-aid program</i>		25,000		25,000
<b>United States Committee for the Atlantic Institute</b>				
<i>Research and coordination of Atlantic-unity activities</i>		50,000	50,000	
<b>Wilton Park (England)</b>				
<i>Conferences on international problems</i>	100,000		20,000	80,000

	UNPAID Sept. 30, 1960	changes during GRANTS (Reductions)	the fiscal year PAYMENTS (Refunds)	UNPAID Sept. 30, 1961
<b>Strengthening European Education and Research</b>				
<b>American Council of Learned Societies</b>				
<i>Programs of American studies in European universities</i>		2,500,000	500,000	2,000,000
<b>Athens College (Greece)</b>				
<i>Faculty and scholarship support</i>	171,300		45,800	125,500
<b>Bologna, University of</b>				
<i>Graduate School in Administrative Sciences</i>		25,000		25,000
<b>California, University of (Berkeley)</b>				
<i>Agricultural-economics center at University of Naples</i>	70,750		27,000	43,750
<i>Development of Center of Economic Research in Athens</i>		140,000	28,000	112,000
<i>Development of Graduate School in Administrative Sciences at University of Bologna</i>		160,000		160,000
<b>Educational Services, Inc.</b>				
<i>Study of application of technology to education</i>		25,000	25,000	
<b>European Association of Management Training Centers (Brussels)</b>				
<i>Program to set standards for management training</i>	53,000		26,000	27,000
<b>European Institute of Business Administration</b>				
<i>Training and research in international business problems</i>		120,000	41,600	78,400
<b>Frankfurt, University of</b>				
<i>Professorship in American literature</i>	11,250		11,250	
<i>Research on international-trade law</i>		75,000	25,000	50,000
<b>Free University of Berlin</b>				
<i>Development of academic program</i>	350,000			350,000
<b>Graduate Institute of International Studies (Geneva)</b>				
<i>Expansion of academic program</i>	130,000		65,000	65,000
<b>Hansard Society for Parliamentary Government (London)</b>				
<i>Education program on representative government</i>	21,000		21,000	
<b>Institute for Research and Publications (Madrid)</b>				
<i>Research and seminars on problems of modern Spain</i>	40,000		40,000	
<b>Institute of Social Studies (The Hague)</b>				
<i>Fellowships for foreign students and officials</i>	45,000		45,000	
<i>Mediterranean Social Science Research Council</i>		15,000	15,000	
<b>International Institute for Social History (Amsterdam)</b>				
<i>Cataloguing of documents on Communism; preparation of Marx-Engels correspondence for publication</i>	207,000		69,000	138,000
<b>London, University of</b>				
<i>Studies in Asian economic history</i>	48,300	78,000	32,541	93,759
<i>Study of instruction in Asian and African languages</i>		(2,041)	(2,041)	
<b>Marc Bloch Association (Paris)</b>				
<i>Research and training at European Center of Sociology</i>		150,000	30,000	120,000

	UNPAID Sept. 30, 1960	changes during the fiscal year		UNPAID Sept. 30, 1961
		GRANTS (Reductions)	PAYMENTS (Refunds)	
<b>National Foundation of Political Science (Paris)</b>				
<i>Program of Center for Human Sciences</i>	100,000		100,000	
<i>Study center for international relations</i>	160,350		61,250	99,100
<b>Oxford University</b>				
<i>East European and East Asian studies at St. Antony's College</i>	240,000		50,000	190,000
<i>Development of St. Catherine's College</i>		250,000	250,000	
<b>Research, education, and exchanges in the physical sciences</b>				
<i>Churchill College Trust Fund (University of Cambridge)</i>	500,000		250,000	250,000
<i>European Organization for Nuclear Research (CERN) (Geneva)</i>	500,000		250,000	250,000
<i>Institute for Theoretical Physics (Copenhagen)</i>	300,000		60,000	240,000
<b>Research and training on national economies</b>				
<i>Center of Economic Research (Athens)</i>		160,000	19,650	140,350
<i>Economic Research Institute (Dublin)</i>	224,000		56,000	168,000
<i>Naples, University of</i>	139,000		36,000	103,000
<i>National Foundation of Political Science (Paris)</i>	40,000		20,000	20,000
<b>Royal Hellenic Research Foundation (Athens)</b>				
<i>Research and training in physical and social sciences</i>	150,000		50,000	100,000
<b>Royal Institute of Public Administration (London)</b>				
<i>Case program in public administration</i>	3,700		3,700	
<b>Salzburg Seminar in American Studies</b>				
<i>Teaching program on American civilization</i>		225,000	65,000	160,000
<b>Studies of economics of European education</b>				
<i>International Association of Universities (Paris)</i>		(9,571)	(9,571)	
<i>London, University of</i>	65,000		65,000	
<i>Max Planck Association (Munich)</i>		25,000	25,000	
<b>World University Service</b>				
<i>Assistance to North African students in Switzerland</i>		60,000	60,000	
<b>Increasing International Understanding</b>				
<b>American Assembly</b>				
<i>Meetings on arms control and nonmilitary implications of outer-space research</i>	205,000		155,000	50,000
<b>American Council on Germany</b>				
<i>Foreign-affairs conference of American and German leaders</i>		14,000	14,000	
<i>Free Hungarian Orchestra</i>		25,100	25,100	
<b>American Council of Learned Societies</b>				
<i>Program to provide contemporary American books to Indian leaders and scholars</i>		15,000	15,000	
<b>Carnegie Endowment for International Peace</b>				
<i>Study of recruitment, training, and career development in American foreign service</i>		200,000		200,000
<b>Columbia University</b>				
<i>American Press Institute seminars for foreign newsmen</i>	250,000		39,903	210,097

	UNPAID Sept. 30, 1960	changes during GRANTS (Reductions)	the fiscal year PAYMENTS (Refunds)	UNPAID Sept. 30, 1961
<b>Congress for Cultural Freedom (Paris)</b>				
<i>Meetings and lecture tours by world leaders of thought</i>	400,000		200,000	200,000
<b>Council on World Tensions</b>				
<i>Conferences on ways to reduce world tensions</i>		180,000	90,000	90,000
<b>European Cultural Foundation</b>				
<i>Study of European tax laws affecting philanthropy</i>		20,000	20,000	
<b>Foreign Policy Association</b>				
<i>World Affairs Center and educational activities</i>		1,500,000	400,000	1,100,000
<b>Governmental Affairs Institute</b>				
<i>Seminars in the United States for foreign newsmen</i>	67,000			67,000
<i>Visits to United States by political leaders of the Congo</i>	40,000			40,000
<b>Institute of International Education</b>				
<i>Awards to Foundation-selected American and foreign scholars and leaders for travel and study</i>	85,000	250,000		335,000
<b>Inter-American Press Association Technical Center</b>				
<i>Survey of problems of the press in Latin America</i>	15,000		15,000	
<b>International Press Institute (Zurich)</b>				
<i>Activities to increase understanding among journalists and to set standards for a free press</i>	100,000		100,000	
<b>International Schools Foundation</b>				
<i>Program of services for American schools abroad</i>	200,000		100,000	100,000
<b>Royal Institute of International Affairs (London)</b>				
<i>Education and research on world affairs</i>	149,500		39,000	110,500
<b>Visits to United States by specialists and leaders</b>				
<i>American Association of Land-Grant Colleges and State Universities</i>		15,000	15,000	
<i>Eisenhower Exchange Fellowships</i>		60,000	60,000	
<i>English-Speaking Union</i>	75,000		75,000	
<i>Institute of Contemporary Arts</i>	20,000		20,000	
<i>Institute of International Education</i>	62,500		31,250	31,250
<b>East-West Contacts</b>				
<b>Exchange of Polish and Yugoslav scholars with the United States and Western Europe</b>				
<i>Geneva, University of</i>		3,000	3,000	
<i>Institute of International Education</i>		266,000	266,000	
<i>National Office of French Universities and Schools</i>		9,000	9,000	
<i>Texas, University of</i>		25,000	25,000	
<b>Exchange of scholars and specialists with the Soviet Union</b>				
<i>Institute of International Education</i>		30,000	30,000	
<i>Michigan, University of</i>		30,000	30,000	
<b>Institute of International Education</b>				
<i>Study of censorship in the Soviet Union</i>		25,000		25,000



	UNPAID Sept. 30, 1960	changes during GRANTS (Reductions)	the fiscal year PAYMENTS (Refunds)	UNPAID Sept. 30, 1961
<b>National Academy of Sciences</b>				
<i>Conference on science and world affairs</i>		65,000	65,000	
<i>Program of international activities</i>	33,000			33,000
<b>Scholarships for Hungarian refugee students</b>				
<i>German Academic Exchange Service (Bonn)</i>	84,500			84,500
<i>London, University of</i>	10,000		10,000	
<i>National Office of French Universities and Schools</i>	30,000			30,000
<b>Totals—International Affairs</b>	<u>\$6,824,049</u>	<u>\$7,107,438</u>	<u>\$5,169,381</u>	<u>\$8,762,106</u>

## Overseas Development

<b>Fund for the International Conference of Agricultural Economists</b>				
<i>Fellowships for 1961 conference</i>	25,000		25,000	
<b>Institute of International Education</b>				
<i>Awards to Foundation-selected American and foreign scholars and leaders for travel and study</i>	385,000	325,000	100,000	610,000
<i>Public-service fellowships for African, Asian, Near Eastern, and Latin-American and Caribbean officials</i>		431,000	100,000	331,000
<b>William Hood Dunwoody Industrial Institute</b>				
<i>International technical-training services</i>		100,000	20,000	80,000
<b>SOUTH AND SOUTHEAST ASIA</b>				
<b>Council for Technical Co-operation in South and South-East Asia</b>				
<i>Survey of technical-education facilities in Colombo Plan countries</i>	20,350		20,350	
<b>Institute of International Education</b>				
<i>"Advanced Management Program in the Far East"</i>		(968)	(968)	
<b>International Association of Universities</b>				
<i>Study of role of higher education in Southeast Asia</i>		100,000	100,000	
<b>International Rice Research Institute</b>				
<i>Construction and equipment costs</i>	4,900,000		4,000,000	900,000
<b>Burma</b>				
<b>Burma Girl Guides Association</b>				
<i>Training and guidance of Burmese girls</i>	575		575	
<b>Burma, Government of</b>				
<i>Agricultural Institute</i>	40,114		40,114	
<i>Faculty of Agriculture, University of Mandalay</i>	500,000		80,000	420,000
<i>Government Technical Institute</i>	123,083		123,083	
<i>International Institute of Advanced Buddhistic Studies</i>	75,849		44,497	31,352

	UNPAID Sept. 30, 1960	changes during the fiscal year GRANTS (Reductions)	PAYMENTS (Refunds)	UNPAID Sept. 30, 1961
<i>Local-government consulting services</i>		(305)	(305)	
<i>Pilot project in credit for village agriculture</i>	70,000		70,000	
<i>Rural youth exchange program</i>	29,300	(33,060)	(3,760)	
<i>Training of educational administrators</i>	34,448		33,038	1,410
<i>Training and materials for agricultural education</i>		75,000	59,000	16,000
<i>Training in public administration and management</i>	90,000		(28)	90,028
<i>University of Mandalay library</i>	112,000		46,595	65,405
<b>Burma Law Institute</b>				
<i>Research and training on Burmese legal problems</i>	6,976		6,456	520
<b>International Development Services</b>				
<i>Development of Agricultural Institute</i>		207,000	78,961	128,039
<i>Pilot project in credit for village agriculture</i>		185,000	90,000	95,000
<b>Kambawsa College</b>				
<i>Pilot project in secondary-school science teaching</i>	38,475		29,791	8,684
<b>Rangoon, University of</b>				
<i>Social-science library</i>	100,000		40,000	60,000
<i>Program in statistics and agricultural economics</i>	100,000		50,000	50,000
<b>Sarpay Beikman Institute</b>				
<i>Burma Translation Society publication program</i>	150,000			150,000
<b>William Hood Dunwoody Industrial Institute</b>				
<i>Vocational technical education in Burma</i>		167,000	167,000	
<b>India</b>				
<b>Aligarh Muslim University</b>				
<i>General-education center</i>	162,410		162,410	
<b>Allahabad Agricultural Institute</b>				
<i>Course in home-economics extension work</i>	25,605			25,605
<b>Baroda, University of</b>				
<i>Graduate program in home economics</i>	417,850		150,759	267,091
<b>Carnegie Institute of Technology</b>				
<i>Training for Indian engineers in methods of the United States steel industry</i>		181,000	100,000	81,000
<b>Commission on Ecumenical Mission and Relations of the United Presbyterian Church in the U.S.A.</b>				
<i>Facility improvement at Woodstock School, Mussoorie</i>		10,000	10,000	
<b>Delhi Administration</b>				
<i>Research on technological improvements for villages</i>	50,000			50,000
<b>Gandhigram</b>				
<i>Pilot project in rural health services</i>	141,885		89,900	51,985
<b>India, Government of</b>				
<b>Ministry of Commerce and Industry</b>				
<i>Extension and training services for small industries</i>	1,282,971		1,023,000	259,971
<i>Small Industries Extension Training Institute</i>		600,000		600,000
<i>Training center for shoe industry</i>	148,499			148,499
<i>Training of small industries to make scientific instruments for schools</i>	200,000		168,000	32,000

	UNPAID Sept. 30, 1960	changes during GRANTS (Reductions)	the fiscal year PAYMENTS (Refunds)	UNPAID Sept. 30, 1961
<b>Ministry of Community Development and Cooperation</b>				
<i>National Centre for Study and Research in Community Development</i>	237,564		39,221	198,343
<i>Organization of village youth activity</i>	120,200			120,200
<i>Scholarships for superior village-level workers</i>	313,000		86,625	226,375
<i>Strengthening role of village schoolteachers</i>	525,000			525,000
<i>Training administrative personnel in community projects</i>		(16,434)	(16,434)	
<i>Training for village-development personnel</i>	210,950			210,950
<i>Village apprenticeships for university students and teachers</i>	13,367			13,367
<b>Ministry of Education</b>				
<i>All-India Council for Secondary Education</i>	55,218		25,000	30,218
<i>Development of secondary and higher education</i>	163,268	(6,600)	80,668	76,000
<i>English-language teaching institute</i>	546,175		129,000	417,175
<i>Examination reforms in secondary education</i>	115,000			115,000
<i>Improvement of secondary-education practices</i>	65,000		65,000	
<i>Village apprenticeships for university students and teachers</i>	21,199			21,199
<b>Ministry of Food and Agriculture</b>				
<i>Agricultural extension training services</i>	363,000		363,000	
<i>Education-demonstration program in food production</i>	6,925,000	2,340,000	406,993	8,858,007
<i>Extension departments for agricultural colleges</i>	6,000			6,000
<i>Training and pilot projects in village development</i>	250,518		250,518	
<i>Training extension workers for youth activities</i>	28,500			28,500
<i>Training women for extension work in home economics</i>	129,436		129,436	
<b>Ministry of Health</b>				
<i>Communications research and training relating to family planning</i>	330,000	603,000	195,000	738,000
<i>Training centers for village public-health staffs and associated projects in environmental sanitation</i>	245,178		189,830	55,348
<b>Ministry of Home Affairs</b>				
<i>Training and research on a Manpower Directorate</i>	1,926		1,926	
<b>Ministry of Information and Broadcasting</b>				
<i>Educational-television experiment in Delhi schools</i>	449,500		236,069	213,431
<b>Ministry of Scientific Research and Cultural Affairs</b>				
<i>Establishment of Institute of Management at Calcutta</i>		434,000	205,000	229,000
<b>Ministry of Steel, Mines, and Fuel</b>				
<i>Training for Indian engineers in methods of the United States steel industry</i>	72,000		72,000	
<b>Ministry of Works, Housing, and Supply</b>				
<i>Research and training centers in village housing and planning</i>		200,000		200,000
<b>Indian School of International Studies</b>				
<i>Research and training in international affairs</i>	92,100		38,400	53,700
<b>Institute of International Education</b>				
<i>Indian participation in Seventh International Soil Science Congress</i>		(4,764)	(4,764)	
<b>Lodhipur Institute</b>				
<i>Rural industrial-training program</i>	52,500		52,500	
<b>Lucknow, University of</b>				
<i>Department of Sociology and Social Work</i>	6,649			6,649

	UNPAID Sept. 30, 1960	changes during GRANTS (Reductions)	the fiscal year PAYMENTS (Refunds)	UNPAID Sept. 30, 1961
<b>Massachusetts Institute of Technology</b>				
<i>Planning conference for Indian Institute of Science and Technology</i>		3,000	3,000	
<i>Research on Indian economic and social development</i>	300,000		122,500	177,500
<i>Summer institutes in India on management</i>	118,000		59,000	59,000
<b>National Council of Applied Economic Research (India)</b>				
<i>Applied research in economics and management</i>	420,312		20,000	400,312
<b>National Institute for Industrial Design</b>				
<i>Training and research in industrial design</i>		200,000		200,000
<b>Pilot projects in urban community development</b>				
<i>Ahmedabad Municipal Corporation</i>	170,000		35,240	134,760
<i>Delhi Municipal Corporation</i>	84,569		62,370	22,199
<b>Programs in industrial and business management</b>				
<i>Administrative Staff College of India</i>	108,480		63,613	44,867
<i>All India Management Association</i>		75,000		75,000
<b>Research in industrial relations</b>				
<i>Indian Institute of Science</i>		36,230	11,220	25,010
<i>Indian Institute of Technology</i>	36,230	(36,230)		
<i>Lucknow, University of</i>	1,830		1,830	
<i>Patna University</i>	6,220			6,220
<i>Tata Institute of Social Sciences</i>	5,200		5,200	
<i>Xavier Labor Relations Institute</i>	15,160		15,160	
<b>Research and training in economics and the social sciences</b>				
<i>Bombay, University of</i>	188,983		138,930	50,053
<i>Calcutta, University of</i>	21,605		11,412	10,193
<i>Delhi School of Economics, University of Delhi</i>	131,000		90,000	41,000
<i>Gokhale Institute of Politics and Economics</i>	198,489	(2,689)	121,432	74,368
<i>Indian Statistical Institute</i>	40,000			40,000
<i>Panjab University</i>	7,071		2,844	4,227
<i>Utkal University</i>	12,277		12,277	
<b>Research and training in rural sanitation</b>				
<i>Gandhigram</i>	17,720			17,720
<i>Vidya Bhawan</i>	17,720			17,720
<b>South India Teachers Union Council of Educational Research</b>				
<i>Study of teaching problems and practices</i>	5,000		3,500	1,500
<b>Southern Languages Book Trust</b>				
<i>Publication of books in South Indian languages</i>	50,000		25,000	25,000
<b>West Bengal, Government of</b>				
<i>Planning project for metropolitan Calcutta</i>		800,000	154,626	645,374
<b>Indonesia</b>				
<b>Council on Economic and Cultural Affairs</b>				
<i>Planning of pilot projects in community development</i>	6,188	150,000	16,173	140,015

	UNPAID Sept. 30, 1960	changes during GRANTS (Reductions)	the fiscal year PAYMENTS (Refunds)	UNPAID Sept. 30, 1961
<b>Gadjah Mada State University</b>				
<i>Faculty of Economics</i>	107,099		107,099	
<b>Indonesia, Government of</b>				
<i>Community Development Training Center</i>	40,604		7,046	33,558
<i>Curriculum improvement at teacher-training colleges</i>	637,372		267,622	369,750
<i>Development of English-language teaching materials</i>	36,000		21,997	14,003
<i>Faculty of Economics, Gadjah Mada State University</i>	305,082		305,082	
<i>Faculty of Economics, University of Indonesia</i>	529,500		529,500	
<i>Graduate training in English-language teaching, Airlangga University</i>	77,640		42,449	35,191
<i>Scientific equipment for government universities</i>	9,105		2,826	6,279
<i>Teacher-training institute, University of North Sumatra</i>	56,094		40,000	16,094
<b>Minahasa Christian Evangelical Church</b>				
<i>Strengthening Sekolah Teknik Kristen technical school</i>	13,000		13,000	
<b>Museum Puri Lukisan</b>				
<i>Museum of Balinese art</i>	3,060		786	2,274
<b>National Lutheran Council</b>				
<i>Faculty of Economics, Nommensen University</i>		267,500		267,500
<b>Nommensen University Foundation</b>				
<i>Faculty of Economics, Nommensen University</i>	139,095		139,095	
<b>Research Foundation of State University of New York</b>				
<i>Curriculum improvement at three Indonesian teacher-training colleges</i>	31,206		31,206	
<b>Wisconsin, University of</b>				
<i>Faculty of Economics, Gadjah Mada State University</i>		550,000		550,000
<b>Nepal</b>				
<b>National 4-H Club Foundation of America</b>				
<i>International Farm Youth Exchange with Nepal</i>	54,896		17,000	37,896
<b>Nepal, Government of</b>				
<i>Rural Higher Institute</i>	101,000			101,000
<i>Training assistance for Nepal Planning Board</i>	282,401		117,919	164,482
<i>Training in small industries and home economics</i>	100,000	335,000	100,000	335,000
<b>Pakistan</b>				
<b>Dacca, University of</b>				
<i>Center for student-teacher extracurricular activities</i>	146,500			146,500
<i>Socio-Economic Research Board</i>	70,000		27,000	43,000
<b>East Pakistan, Government of</b>				
<i>Architectural services for school construction</i>		80,000	40,000	40,000
<i>College of Home Economics at Dacca</i>	45,280		1,400	43,880
<i>Education extension center and pilot secondary schools</i>	212,480		1,000	211,480

	UNPAID Sept. 30, 1960	changes during GRANTS (Reductions)	the fiscal year PAYMENTS (Refunds)	UNPAID Sept. 30, 1961
<b>Inter-University Board for Pakistan</b>				
<i>Secretariat to raise academic standards</i>	83,000			83,000
<b>National 4-H Club Foundation of America</b>				
<i>International Farm Youth Exchange with Pakistan</i>		(1,919)	(1,919)	
<b>Pakistan, Government of</b>				
<i>Administrative Staff College</i>	150,000		29,568	120,432
<i>Advisory services for academies for village-development administrators</i>	784,248	31,500	263,333	552,415
<i>Architectural supervision for Foundation-assisted projects</i>		130,000	88,000	42,000
<i>Centers for student-teacher extracurricular activities at Universities of the Panjab and Dacca</i>	136,500		107,224	29,276
<i>Colleges of Home Economics at Karachi, Lahore, and Dacca</i>	212,876		25,194	187,682
<i>Commission on National Education</i>	7,187		7,187	
<i>Demonstration centers for rural industry</i>	444,100		218,725	225,375
<i>Education extension centers and pilot secondary schools</i>	400,000		331,406	68,594
<i>Establishment of National Institute of Family Planning</i>		549,000	331,434	217,566
<i>Institute of Development Economics</i>	235,193		233,962	1,231
<i>Planning and Development Division in Ministry of Education</i>	513,000		84,988	428,012
<i>Technical assistance to Pakistan National Planning Commission</i>		790,000	575,551	214,449
<i>Training program in town planning and urban development</i>		700,000	377,400	322,600
<i>Training of secondary-school technical teachers and industrial technicians</i>	370,000		233,178	136,822
<b>Panjab, University of the</b>				
<i>Center for student-teacher extracurricular activities</i>	100,000			100,000
<i>Consultant and training assistance in linguistics</i>	80,000		80,000	
<b>West Pakistan, Government of</b>				
<i>Education extension center and pilot secondary schools</i>	308,500		113,000	195,500
<b>Vietnam</b>				
<b>Vietnam, Government of</b>				
<i>Training and research in fiscal and budgetary management</i>	515,000		100,000	415,000
<b>AFRICA</b>				
<b>Columbia University</b>				
<i>Development of linguistic research and training at West African universities</i>	106,000		56,000	50,000
<b>Educational Services, Inc.</b>				
<i>Conference and studies on African education</i>		110,500	110,500	
<b>Massachusetts Institute of Technology</b>				
<i>Fellowships in industrial development in present and former British territories</i>	125,000	225,000	125,000	225,000
<b>Rhodes National Gallery</b>				
<i>International Congress of African Culture</i>		50,000		50,000

	UNPAID Sept. 30, 1960	changes during GRANTS (Reductions)	the fiscal year PAYMENTS (Refunds)	UNPAID Sept. 30, 1961
<b>Congo</b>				
<b>Center for Research and Socio-Political Information</b>				
<i>Training institute for Congolese leaders</i>		40,000	40,000	
<b>Lovanium University</b>				
<i>Emergency support for faculty salaries</i>		250,000	140,000	110,000
<i>Research on Congolese development problems</i>	100,000		100,000	
<b>National School of Law and Administration</b>				
<i>Training institute in law and public administration</i>		228,000	174,759	53,241
<b>East Africa</b>				
<b>Institute of International Education</b>				
<i>Secondary-school science teaching in Kenya</i>		124,000		124,000
<b>Kenya, Government of</b>				
<i>Library development at Nairobi Polytechnic Institute</i>		38,000	38,000	
<i>Strengthening science teaching in secondary schools</i>	202,000	15,000	217,000	
<b>Makerere College (Uganda)</b>				
<i>Research on school-leavers in Uganda</i>		88,000	88,000	
<i>Training of laboratory technicians in East Africa</i>		26,000	26,000	
<b>Tanganyika, Government of</b>				
<i>Secondary-school technical course at Technical Institute</i>	120,700			120,700
<b>Uganda, Government of</b>				
<i>Library development at Kampala Technical Institute</i>		62,000	62,000	
<b>University College, Dar es Salaam</b>				
<i>Training centers for administrators for Tanganyika government</i>		40,000		40,000
<b>Ghana</b>				
<b>National Research Council</b>				
<i>Study of social and economic structure of Ghana</i>		55,000		55,000
<b>University College of Ghana</b>				
<i>Meeting of university economists from tropical Africa</i>		(703)	(703)	
<b>Guinea</b>				
<b>Guinea, Government of</b>				
<i>Improvement of library resources for National Institute of Research and Documentation</i>		37,000		37,000
<b>Ivory Coast</b>				
<b>Ivory Coast, Government of</b>				
<i>Establishment of institute of education</i>	250,000		250,000	

	UNPAID Sept. 30, 1960	changes during GRANTS (Reductions)	the fiscal year PAYMENTS (Refunds)	UNPAID Sept. 30, 1961
<b>Nigeria</b>				
Eastern Region of Nigeria, Government of <i>Survey of educational system</i>	6,601			6,601
Nigeria, Government of <i>Conference on federalism in Nigeria</i>	7,014	6,000	11,637	1,377
<i>Establishment of federal college for advanced teacher training</i>		300,000	300,000	
Nigerian Broadcasting Corporation <i>Educational-broadcasting project</i>	126,000		126,000	
Northern Region of Nigeria, Government of <i>Motion-picture truck for village information</i>		15,500	15,500	
University College, Ibadan <i>Development of faculty</i>		42,000	8,400	33,600
<i>Meeting of Committee of the Congress of Africanists</i>		2,750		2,750
<i>Research and experimentation in Nigerian education</i>		8,000		8,000
<i>West African seminar on labor and manpower</i>		10,000	10,000	
<b>Rhodesia and Nyasaland</b>				
Northern Rhodesia, Government of <i>Lending-library service for rural areas</i>	75,400			75,400
University College of Rhodesia and Nyasaland <i>Establishment of Institute of Adult Education</i>	120,000			120,000
<i>Teaching and research in the social sciences</i>	140,000			140,000
<b>Sudan</b>				
Khartoum, University of <i>Institute for secondary-school teachers</i>	105,000			105,000
<i>Research and documentation on Sudanese law</i>	106,000		45,000	61,000
<b>Tunisia</b>				
Tunis, University of <i>Establishment of Center of Economic and Social Research</i>		100,000		100,000
<b>NEAR EAST</b>				
Arab States Training Center for Education for Community Development <i>Seminar on community development</i>		17,000	17,000	
Franklin Publications <i>Preparation of Arabic encyclopedia</i>	82,280			82,280
National 4-H Club Foundation of America <i>Training of Near Eastern youth in the United States</i>	6,850		6,850	



	UNPAID Sept. 30, 1960	changes during GRANTS (Reductions)	the fiscal year PAYMENTS (Refunds)	UNPAID Sept. 30, 1961
<b>Iran</b>				
<b>Franklin Publications</b>				
<i>Preparation of Persian dictionary</i>		70,000	25,000	45,000
<b>Iran Foundation</b>				
<i>Nemazee Vocational School at Shiraz</i>	92,000		60,000	32,000
<b>Iran, Government of</b>				
<i>Advisory services for the Plan Organization</i>	147,000	371,000	259,000	259,000
<i>Training of specialists in curriculum development</i>		61,000	61,000	
<i>Village-development program</i>	46,319			46,319
<b>National Teachers College</b>				
<i>Teacher-recruitment program</i>		3,127	3,127	
<b>Shiraz, University of</b>				
<i>Development of Faculty of Agriculture</i>	31,465		18,728	12,737
<b>Iraq</b>				
<b>Baghdad, University of</b>				
<i>Training of library staff</i>			(4,407)	4,407
<b>Iraq-American Educational Association in Baghdad</b>				
<i>Development of Al-Hikma University of Baghdad</i>		40,000	40,000	
<b>Israel</b>				
<b>Israel Foundations Trustees</b>				
<i>Engineering program at Israel Institute of Technology</i>		15,000	15,000	
<b>Jordan</b>				
<b>Arab Development Society</b>				
<i>Agricultural pilot project in Jordan River Valley</i>	100,000		50,000	50,000
<i>Village-development program</i>	100,000		100,000	
<b>Jordan Educational and Cultural Association</b>				
<i>Junior-college program at Bir-Zeit College</i>	55,000	25,000	25,000	55,000
<b>Jordan, Government of</b>				
<i>Development of teacher-training program</i>	83,000		30,000	53,000
<i>Projects related to Jordanian development</i>	22,000			22,000
<b>Lebanon</b>				
<b>American University of Beirut</b>				
<i>Economic Research Institute</i>		120,000		120,000
<i>International Statistical Education Center</i>	28,500		6,000	22,500
<i>Training institute for rural leaders</i>		32,000		32,000
<b>Board of Foreign Missions of the Presbyterian Church in the U.S.A.</b>				
<i>Faculty and library aid at Beirut College for Women</i>	90,000		9,000	81,000

	UNPAID Sept. 30, 1960	changes during GRANTS (Reductions)	the fiscal year PAYMENTS (Refunds)	UNPAID Sept. 30, 1961
<b>Model rural secondary schools</b>				
<i>Marj'oyoun National College</i>	50,000		50,000	
<i>Shouf National College</i>	45,000		45,000	
<i>Zahrat Al-Adab Society</i>	20,000		20,000	
<b>National Council for Secondary Education</b>				
<i>Grants-in-aid and studies to improve secondary schools</i>	200,000		50,000	150,000
<b>Syrian Arab Republic</b>				
<b>Syrian Arab Republic, Government of</b>				
<i>Agricultural extension program</i>		147,500	26,750	120,750
<i>Hospital training program</i>		(466)	(466)	
<i>Rural-teacher training college for men</i>	100,250		100,250	
<i>Rural-teacher training college for women</i>	185,000		50,000	135,000
<i>Training centers for village technicians</i>		31,000	31,000	
<b>Turkey</b>				
<b>American College for Girls</b>				
<i>Development of educational program</i>	100,000		50,000	50,000
<b>Ankara University</b>				
<i>Development of library school</i>	74,094			74,094
<b>Economic and Social Studies Conference Board</b>				
<i>Conference program among Turkish leaders</i>		75,000		75,000
<b>Harvard University</b>				
<i>Cooperative program with Institute of Business Administration, University of Istanbul</i>		(14,683)	(14,683)	
<b>Istanbul, University of</b>				
<i>Teaching of business administration</i>	266,667		133,333	133,334
<b>Middle East Technical University</b>				
<i>Curriculum and administrative development</i>	32,500		32,362	138
<i>Graduate programs in mathematics and sciences</i>		320,600		320,600
<b>Robert College</b>				
<i>Development of educational program</i>	200,000		100,000	100,000
<b>Turkey, Government of</b>				
<i>Improvement of public schools and higher education</i>	41,028		24,000	17,028
<i>Workshop for science and mathematics teachers</i>		(887)	(887)	
<b>Turkish-American Education Association</b>				
<i>Conference program for Turkish leaders</i>		5,000	5,000	
<b>United Arab Republic</b>				
<b>American University at Cairo</b>				
<i>Development of educational program</i>	85,000		85,000	
<i>Ethnological survey for resettlement of Egyptian Nubians affected by Aswan Dam project</i>		100,000	5,000	95,000

	UNPAID Sept. 30, 1960	changes during GRANTS (Reductions)	the fiscal year PAYMENTS (Refunds)	UNPAID Sept. 30, 1961
United Arab Republic, Government of				
<i>Assistance to Institute of Public Administration</i>	225,500		75,247	150,253
<i>Clerical-secretarial training for Egyptian civil service</i>	6,200			6,200
<i>Establishment of Institute of Land Reclamation</i>	208,114		50,762	157,352
<i>Establishment of Institute of National Planning</i>	87,167	338,000	21,232	403,935
<i>Establishment of Management Development Institute</i>	114,569		44,487	70,082

## LATIN AMERICA AND THE CARIBBEAN AREA

Center for Latin American Monetary Studies				
<i>Conference on banking structures</i>		15,000	15,000	
Economic Commission for Latin America				
<i>Conference on tax administration</i>		65,500	65,500	
Food and Agriculture Organization of the United Nations				
<i>Latin-American seminar on land problems</i>		(3,721)	(3,721)	
Institute of International Education				
<i>Survey and program of Council on Higher Education in the American Republics</i>	130,000			130,000
Interamerican Institute of Agricultural Sciences				
<i>Social-sciences program review</i>		10,000	10,000	
National Academy of Sciences				
<i>Conference on mathematics education</i>		15,000	15,000	
<i>Latin-American participation in Pacific Science Congress</i>		7,500	7,500	
Yale University				
<i>Conference on inflation and growth in Latin America</i>		25,000	25,000	
Argentina				
Buenos Aires, University of				
<i>Equipment for Faculty of Exact and Natural Sciences; university closed-circuit television experiment</i>		429,000	204,000	225,000
<i>Expansion of teaching and research in sociology</i>	194,000		40,000	154,000
Catholic University of Córdoba				
<i>Laboratory equipment in physics</i>		4,000	4,000	
Institute of International Education				
<i>Argentine participation in National Science Foundation summer institutes</i>		5,000	5,000	
<i>Improvement of chemistry teaching and research at University of Buenos Aires</i>		43,500	43,500	
National Council of Scientific and Technical Investigations				
<i>Fellowship awards for advanced study abroad</i>	200,000		100,000	100,000
<i>Research and improvement of science teaching in schools</i>		400,000		400,000
National University of Cuyo				
<i>Library improvement at Institute of Physics</i>		15,000		15,000

	UNPAID Sept. 30, 1960	changes during GRANTS (Reductions)	the fiscal year PAYMENTS (Refunds)	UNPAID Sept. 30, 1961
<b>Brazil</b>				
<b>American International Association for Economic and Social Development</b>				
<i>Establishment of center in animal nutrition</i>		350,000	175,000	175,000
<b>Brazil, Government of</b>				
<i>Training fellowships for development of São Francisco River Basin</i>	140,000			140,000
<b>Brazil, University of</b>				
<i>Development of graduate program in basic sciences</i>		15,000		15,000
<b>Brazilian Institute for Education, Science and Culture</b>				
<i>Improvement of secondary-school science education</i>		125,000	75,000	50,000
<b>Getulio Vargas Foundation</b>				
<i>Applied research and training in economic development</i>	500,000		42,000	458,000
<b>Pontifical Catholic University of Rio de Janeiro</b>				
<i>Teaching and research in basic sciences</i>		190,000		190,000
<b>Rio Grande do Sul, University of</b>				
<i>Undergraduate economics program</i>		130,000	30,000	100,000
<b>Chile</b>				
<b>California, University of (Berkeley)</b>				
<i>Assistance to University of Chile in development of a system of regional colleges</i>		12,000	12,000	
<b>Chile, University of</b>				
<i>Development of a system of regional colleges</i>		660,000		660,000
<i>Graduate training in economics</i>		500,000		500,000
<b>Concepción, University of</b>				
<i>Development of new departments in mathematics and the natural sciences</i>	500,000		197,600	302,400
<b>Colombia</b>				
<b>Andes, University of the</b>				
<i>College of Arts and Sciences and academic center</i>		736,000	150,000	586,000
<b>Colombian Institute for Advanced Training Abroad</b>				
<i>Academic department and program in manpower studies</i>		41,000	41,000	
<b>Industrial University of Santander</b>				
<i>Development of electrical-engineering facilities and program in humanities and social sciences</i>		78,000	57,000	21,000
<b>Valley, University of the</b>				
<i>School of basic studies and secondary-school science curriculum</i>		220,000	40,000	180,000

	UNPAID Sept. 30, 1960	changes during the fiscal year GRANTS (Reductions)	PAYMENTS (Refunds)	UNPAID Sept. 30, 1961
<b>Puerto Rico</b>				
<b>Puerto Rico, University of</b>				
<i>Social-science research by Institute of Caribbean Studies</i>	34,000		34,000	
<b>West Indies</b>				
<b>Federal Government of the West Indies</b>				
<i>Foreign-service training and survey of civil service</i>	23,000		23,000	
<b>University College of the West Indies</b>				
<i>Facilities for engineering education in Trinidad</i>		1,000,000	200,000	800,000
<b>Totals—Overseas Development</b>	<u>\$36,103,928</u>	<u>\$19,267,278</u>	<u>\$20,809,198</u>	<u>\$34,562,008</u>

## Concluded Programs

(The following grant payments, refunds, reductions, and unpaid balances derive from grants or appropriations approved in previous years under programs in which the Foundation has ended its activities.)

### Behavioral Sciences and Mental Health

#### Research and training in the behavioral sciences

<i>Burden Neurological Institute</i>		(1,179)	(1,179)	
<i>California, University of (Berkeley)</i>	34,000	4,250	10,250	28,000
<i>Chicago, University of</i>	27,000	2,351	24,851	4,500
<i>Columbia University</i>	34,200		15,000	19,200
<i>Cornell University</i>	30,000		15,000	15,000
<i>Geneva, University of</i>	25,000		25,000	
<i>Harvard University</i>	81,303		40,600	40,703
<i>Illinois, University of</i>	15,000	1,179	16,179	
<i>Michigan, University of</i>	101,702		71,702	30,000
<i>Minnesota, University of</i>	99,000		10,000	89,000
<i>National Academy of Sciences</i>	25,000		25,000	
<i>Russell Sage Foundation</i>	100,000		50,000	50,000
<i>Social Science Research Council</i>	285,000	(4,747)	(4,747)	285,000
<i>Stanford University</i>	235,500		174,100	61,400
<i>Swarthmore College</i>	24,000			24,000
<i>Wesleyan University</i>		(4,250)	(4,250)	
<i>Wisconsin, University of</i>	3,624			3,624
<i>Yale University</i>	77,400	(2,086)	12,914	62,400

#### Research in mental health

<i>California Institute of Technology</i>	90,080			90,080
<i>Cambridge, University of (England)</i>	32,013			32,013
<i>Chestnut Lodge Research Institute</i>	102,479		43,500	58,979
<i>Chicago, University of</i>				
<i>Counseling Center</i>	36,834		36,834	
<i>Orthogenic School</i>	40,500		28,000	12,500
<i>Cornell University</i>	204,400		70,000	134,400

	UNPAID Sept. 30, 1960	changes during the fiscal year GRANTS (Reductions)	PAYMENTS (Refunds)	UNPAID Sept. 30, 1961
<b>Foundations' Fund for Research in Psychiatry</b>				
<i>Development of research personnel</i>	2,557,555		1,400,000	1,157,555
<i>Research and training in medical schools</i>	85,000		85,000	
<i>Gaustad Hospital (Norway)</i>	23,400		23,400	
<i>Hampstead Child-Therapy Course and Clinic (England)</i>	25,900		25,900	
<i>Institute of Psychiatry (England)</i>	54,107		54,107	
<i>Johns Hopkins University</i>	52,690		52,690	
<i>Massachusetts General Hospital</i>	129,763			129,763
<i>Menninger Foundation</i>	151,800		54,100	97,700
<i>Mental Health Research Fund (England)</i>	28,000		28,000	
<i>Michigan, University of</i>	77,261		77,261	
<i>Pennsylvania, University of</i>	87,780		43,890	43,890
<i>Research Foundation for Mental Hygiene</i>	45,000		45,000	
<i>Research Foundation of State University of New York</i>	70,834		70,834	
<i>Rochester, University of (Medical Center)</i>	140,150		70,150	70,000
<i>Stanford University</i>	26,120		26,120	
<i>Tavistock Institute of Human Relations (England)</i>	90,800		51,240	39,560
<i>Yerkes Laboratories of Primate Biology</i>	90,000		90,000	
<b>Hospital Aid and Medical Education</b>				
<b>Hospital Research and Education Trust</b>				
<i>Hospital counseling in administrative practices</i>	477,300		142,800	334,500
<b>Improvement of hospital services</b>				
<i>New Orleans Convalescent Home, New Orleans, La.</i>		(9,157)	(9,157)	
<i>Prendergast Preventorium, Mattapan, Mass.</i>		(7,332)	(7,332)	
<i>Will C. Silliman Memorial Hospital, San Bernardino, Calif.</i>		(1,487)	(1,487)	
<b>National Fund for Medical Education</b>				
<i>Aid to medical schools throughout the United States</i>		919,000	919,000	
<b>International Legal Studies</b>				
<b>Law-school programs</b>				
<i>California, University of (Berkeley)</i>	60,000		21,000	39,000
<i>Michigan, University of</i>	20,000		20,000	
<i>New York University</i>	42,500	(42,500)		
<b>Research and international programs</b>				
<i>American Association for the Comparative Study of Law</i>	10,000			10,000
<i>American Law Institute</i>	132,270		60,100	72,170
<i>Burma Law Institute</i>	67			67
<i>Cologne, University of</i>	52,450		17,500	34,950
<i>Delhi, University of</i>	25,800		25,800	
<i>Egyptian Society of International Law</i>	3,500			3,500
<i>Indian Law Institute</i>	57,500			57,500
<i>International Law Fund (England)</i>	17,545		9,000	8,545
<i>Miami, University of</i>		(142)	(142)	
<b>Totals—Concluded Programs</b>	<u>\$6,339,127</u>	<u>\$853,900</u>	<u>\$4,053,528</u>	<u>\$3,139,499</u>

UNPAID Sept. 30, 1960	changes during the fiscal year		UNPAID Sept. 30, 1961
	GRANTS (Reductions)	PAYMENTS (Refunds)	

## Miscellaneous Grants

California, University of (Berkeley) <i>Development of student center</i>		5,000	5,000	
Detroit Symphony Orchestra <i>General program</i>		30,000	10,000	20,000
Faculty-salaries program (technical transfer) <i>Midwestern University</i>		(94,500)	(94,500)	
<i>Midwestern University Foundation</i>		94,500	94,500	
Foundation Library Center <i>Information and data-collecting on philanthropic foundations</i>		250,000	250,000	
Institute of International Education <i>Awards to Foundation-selected American and foreign leaders for travel and study</i>	20,000			20,000
Lincoln Center for the Performing Arts <i>National cultural center in New York City</i>	10,000,000		7,500,000	2,500,000
Massachusetts General Hospital <i>Research by Department of Medicine and Radiology</i>		25,000	25,000	
Massachusetts Institute of Technology <i>Scientific projects related to national security</i>		(8,560)	(8,560)	
Metropolitan Detroit Building Fund <i>Improvement and expansion of Detroit community-service agencies</i>		150,000	150,000	
Middlesex School (Concord, Mass.) <i>General program</i>		25,000	25,000	
Russell Sage Foundation <i>Research studies on philanthropy</i>	80,000		40,000	40,000
San Francisco, University of <i>Expansion of science program</i>		15,000	15,000	
Social Science Research Council <i>Training and research in the social sciences</i>		430,000	430,000	
Stanford University <i>Hoover Institution on War, Revolution, and Peace</i>		5,000	5,000	
United Foundation <i>Welfare activities in the Detroit community</i>		300,000	300,000	
Totals—Miscellaneous Grants	\$10,100,000	\$1,226,440	\$8,746,440	\$2,580,000
Totals—Grants	\$189,240,544	\$144,550,898†	\$129,641,639	\$204,149,803

†This amount consists of \$107,423,889 for grants approved by direct action of the Board of Trustees (after reductions), and \$37,127,009 for grants from appropriations approved by the Board in 1961 and previous years.

# Statement of Projects

for the year ended September 30, 1961

*(Projects are activities administered directly by the Foundation rather than by grantees. The first and fourth columns show unexpended project balances at the end of the respective fiscal years. The second column shows projects approved during fiscal 1961. The column in color shows total 1961 expenditures for projects approved in 1961 or earlier.)*

	UNEXPENDED BALANCE Sept. 30, 1960	changes during PROJECTS AUTHORIZED (Reductions)	the fiscal year EXPENDI- TURES	UNEXPENDED BALANCE Sept. 30, 1961
Education in the United States				
Conferences and seminars on teacher education	\$35,000		\$9,212	\$25,788
Industry Aids to Education program, conducted by the New England Council	15,000		15,000	
Instruction and information materials on educational television for teachers		\$100,000	32,521	67,479
International exhibit of new instructional equipment	15,094		15,094	
National Program in the Use of Television in the Public Schools	61,926	15,000	50,559	26,367
Studies, seminars, and related activities on the economics of education	14,363		7,091	7,272
International Training and Research				
Committee on the University and World Affairs	26,127	53,000	72,741	6,386
Indian Law Institute	35,196	46,825	43,273	38,748
Humanities and the Arts				
Administration of grants-in-aid to talented artists	88,960		23,732	65,228
Arrangements for association of poets and fiction writers with theaters and opera companies	500	(500)		
Commissions to American composers and librettists for new operatic works	97,500		69,300	28,200
Fellowships in the creative arts for persons not associated with academic institutions	68,090	78,400	87,551	58,939
Production of scripts by award-winning playwrights	38,425	(28,320)	10,105	
Program for architects and theater designers	75,300	5,600	80,900	
Program for composers in secondary schools		102,000	36,400	65,600



	UNEXPENDED BALANCE Sept. 30, 1960	changes during PROJECTS AUTHORIZED (Reductions)	the fiscal year EXPENDI- TURES	UNEXPENDED BALANCE Sept. 30, 1961
Study of economic and social position of artists and the arts in the United States	480,000			480,000
Writing of new musical works for recipients of grants-in-aid	18,528		13,192	5,336
<b>Public Affairs</b>				
Evaluation of youth-studies centers at University of Southern California and Syracuse University		6,000		6,000
Great Cities-Gray Areas Program	83,764	205,700	25,682	263,782
<b>Economic Development and Administration</b>				
Publication and distribution of "Higher Education for Business"	2,328	(5,541)	(3,213)	
Publication of doctoral dissertations on business	140,586		36,648	103,938
Volume of review articles on applicability of social sciences to business problems	18,281	(9,839)	8,442	
Volume of review articles on economic aspects of health, education, and welfare		23,000	4,325	18,675
<b>International Affairs</b>				
Exploratory study of the evolution of European political and governmental institutions		15,000	10,000	5,000
Summary review of education in Italy	10,957	(10,957)		
<b>Overseas Development</b>				
<b>SOUTH AND SOUTHEAST ASIA</b>				
Regional consultants	347,787		67,811	279,976
Training program for United Nations Population and Agricultural Census	63,426		63,426	
<b>Burma</b>				
Consultant for Burma Law Institute		23,500	20,927	2,573
Consultants for the State Agricultural Institute and on agricultural education and development	73,660	83,700	101,435	55,925
<b>India</b>				
Consultant on economic analysis	88,131	(52,511)	35,620	
Consultant for science-talent search program		14,497	14,497	
Consultants on architectural education and village housing and planning	43,364	(277)	28,381	14,706

	UNEXPENDED BALANCE Sept. 30, 1960	changes during the fiscal year PROJECTS AUTHORIZED (Reductions)	EXPENDI- TURES	UNEXPENDED BALANCE Sept. 30, 1961
Consultants on business-management training	49,287	(15,996)	33,291	
Consultants for education-demonstration program in food production	1,847,835	95,258	420,621	1,522,472
Consultants on education and health education	173,568	(41,702)	107,817	24,049
Consultants on Foundation-assisted activities		390,000	37,643	352,357
Consultants on home-economics training and research	15,360	(1,228)	14,132	
Consultants on industrial-relations research and manpower	46,261	80,581	55,528	71,314
Consultants in planning a National Institute of Design	(1,657)	1,569	(88)	
Consultants and research assistant on rural development and extension training	53,707	13,000	46,759	19,948
Consultants on small-scale industries	74,468	62,961	82,537	54,892
Consultants for Southern Languages Book Trust	76,258		64,573	11,685
Consultants on urban community development	2,129	13,626	13,006	2,749
Technological improvements for villages	6,533		3,811	2,722
<b>Indonesia</b>				
Consultant on agricultural training and education	10,225	(10,225)		
<b>Nepal</b>				
Consultant on planning and development	(856)	3,961	3,105	
<b>Pakistan</b>				
Consultants for Administrative Staff College	14,891	(735)	14,156	
<b>AFRICA</b>				
Consultant for the Congo on economic development and administration	149	5,395	5,544	
Consultants for East Africa on education, labor-market analysis, manpower, and public-service training	8,784	127,166	9,986	125,964
Consultants on the economics of wildlife and land use	4,482	(4,482)		
Consultants for Ghana on manpower and planning	1,916	70,000	18,836	53,080
Consultants for Ghana and Nigeria on public-service training and economic planning		645,000		645,000
Consultants for Liberia on university library	1,219	(1,229)	(10)	
Consultants for Nigeria on economic development, library development, public administration and training, and technical education	260,967	43,059	161,038	142,988
Regional consultants in economic development, public administration, and public-service training		440,000	111,565	328,435
Training workshop in management for Nigerians		8,000	7,660	340

UNEXPENDED BALANCE Sept. 30, 1960	changes during the fiscal year PROJECTS AUTHORIZED (Reductions)	EXPENDI- TURES	UNEXPENDED BALANCE Sept. 30, 1961
---	--	-------------------	---

## NEAR EAST

Consultants for the University of Baghdad on library development		95,000	21,200	73,800
Consultants for Iran on currency and central banking, education, financial planning, and rural development	75,069	97,420	92,218	80,271
Consultant for Iraq on research in agricultural economics	9,756	(9,802)	(46)	
Consultants for Jordan on agricultural marketing, economic planning, and fiscal policy	158,338	(2,014)	105,930	50,394
Consultants for Lebanon on agricultural research and extension, education, farm management, and school architecture	5,316	132,684	33,277	104,723
Consultant for the University of Shiraz on agricultural education		33,000	4,271	28,729
Consultants for Syrian Arab Republic on agricultural extension and rural development	4,584	66,028	4,086	66,526
Consultants for Turkey on education and planning	37,551	(8,547)	28,413	591
Consultants for United Arab Republic on agricultural extension, education, management training, and rural development	62,452	218,890	142,732	138,610
Information materials for community development in Iran	7,228	(7,228)		
Regional consultants in education, manpower, and rural development	47,403	70,033	69,253	48,183

## LATIN AMERICA AND THE CARIBBEAN AREA

Consultant for Argentina on manpower planning		47,500	13,834	33,666
Consultant for the Caribbean area on teacher training	9,100	3,500	9,368	3,232
Consultant for Chile on agricultural productivity and land tenure	1,558	(1,558)		
Consultant for the University College of the West Indies on adult education	7	(7)		
Consultants for development of Foundation programs in Argentina, Brazil, Chile, and Colombia	69,956	117,500	99,176	88,280
Totals—Projects	<u>\$5,076,137</u>	<u>\$3,440,655†</u>	<u>\$2,815,874</u>	<u>\$5,700,918</u>

†Of this amount, \$98,242 net was approved by direct action of the Board of Trustees, and \$3,342,413 was transferred from appropriations previously approved by the Board.

# Statement of Appropriations

for the year ended September 30, 1961

*(Appropriations are actions by the trustees that earmark funds for subsequent grants and projects. The first and fourth columns show the balances of appropriations at the end of the respective fiscal years. The column in color shows appropriations approved during fiscal 1961. The third column shows total 1961 grants and projects made from 1961 or previous appropriations.)*

	BALANCE Sept. 30, 1960	changes during the fiscal year NEW APPROPRIATIONS (Reductions)	GRANTS & PROJECTS APPROVED (Reductions)	BALANCE Sept. 30, 1961
<b>Education in the United States</b>				
Activation of channels, formation of state and regional networks, and other educational-television activity	\$653,876		\$367,547	\$286,329
Canadian Conference on Education		\$35,000	35,000	
Educational-television-station programming and development		1,000,000		1,000,000
Evaluation of nationally televised college course	5,163	(163)	5,000	
Experiment in teaching French by television in Boston-area elementary schools		(6,513)	(6,513)	
Experiments in in-school instruction by television	343,892	450,000	633,197	160,695
Extension of program of Teachers Insurance and Annuity Association of America	2,353,726		1,092,357	1,261,369
Preparation of college television courses	184,917	(3,300)	181,617	
Preparation of courses on film	102,809		(5,800)	108,609
Program in airborne television instruction	2,262,000	(234)	2,261,766	
Recruitment and training of college teachers	197,000			197,000
Studies of the economics of education	42,578	(182)	3,593	38,803
Study of potential support for a national program service for educational television	2,000	(2,000)		
	<u>\$6,147,961</u>	<u>\$1,472,608</u>	<u>\$4,567,764</u>	<u>\$3,052,805</u>
<b>International Training and Research</b>				
Faculty exchanges between American and Soviet universities	134,900			134,900
Faculty exchanges between universities in the Union of South Africa and the United States		115,000	115,000	

	BALANCE Sept. 30, 1960	changes during NEW APPRO- PRIATIONS (Reductions)	the fiscal year GRANTS & PROJECTS APPROVED (Reductions)	BALANCE Sept. 30, 1961
<b>Foreign Area Training Fellowships</b>				
1957-60		(57,849)	(57,849)	
1961-62	1,250,000		1,250,000	
1962-63		1,350,000	150,000	1,200,000
Non-Western studies in undergraduate colleges	20,000			20,000
	<u>\$1,404,900</u>	<u>\$1,407,151</u>	<u>\$1,457,151</u>	<u>\$1,354,900</u>

### Humanities and the Arts

Fellowships for composers in secondary schools	302,000		190,500	111,500
Fellowships for studies in the creative arts	60,200	200,000	60,200	200,000
Grants-in-aid to creative artists	1,142,695	280,000	11,280	1,411,415
Monographs on living American artists		375,000		375,000
Production of new American operatic works	840,000		110,000	730,000
Publication of American museum catalogues		475,000		475,000
University Presses Program	489,257	1,000,000	319,191	1,170,066
	<u>\$2,834,152</u>	<u>\$2,330,000</u>	<u>\$691,171</u>	<u>\$4,472,981</u>

### Science and Engineering

Engineering-faculty recruitment and development	594,000		465,000	129,000
European astronomical observatory in Southern Hemisphere	1,000,000			1,000,000
Experimental program of forgivable loans for doctoral students preparing for engineering-faculty careers		500,000	500,000	
Graduate training for research in atmospheric science	100,000			100,000
International Geophysical Year research and education by National Academy of Sciences	359,000			359,000
	<u>\$2,053,000</u>	<u>\$500,000</u>	<u>\$965,000</u>	<u>\$1,588,000</u>

### Public Affairs

Commission on urban-government personnel	250,000		250,000	
Delinquency-prevention experiment in San Francisco	120,000		109,576	10,424
Evaluation of East Harlem delinquency project	15,000		5,000	10,000
Experiment in computer techniques in legal research		150,000		150,000
Great Cities-Gray Areas Program	282,975	4,750,000	2,919,120	2,113,855
International Political Science Association	10,000		10,000	
Pennsylvania-New Jersey-Delaware Metropolitan Project	725,000		175,000	550,000
Program of Southeastern Michigan Metropolitan Community Research Corporation	550,000			550,000
Research and action projects on juvenile delinquency	513,000		416,500	96,500

	BALANCE Sept. 30, 1960	changes during NEW APPRO- PRIATIONS (Reductions)	the fiscal year GRANTS & PROJECTS APPROVED (Reductions)	BALANCE Sept. 30, 1961
Studies of juvenile delinquency by individuals	160,000		132,500	27,500
Studies of urban renewal by individuals	93,625		90,000	3,625
Survey of the administration of criminal justice in the United States	1,020,000			1,020,000
Training internships in state legislatures for graduate students		1,500,000	1,238,028	261,972
Urban extension projects at universities		750,000	108,000	642,000
Work-study program to reduce school dropouts in New York City		570,000	230,000	340,000
Youth-rehabilitation experiments in New Jersey and Jefferson County, Kentucky	280,000		109,000	171,000
Youth Development Center at Syracuse University	50,000		50,000	
	<u>\$4,069,600</u>	<u>\$7,720,000</u>	<u>\$5,842,724</u>	<u>\$5,946,876</u>

### Economic Development and Administration

Graduate and faculty-research fellowships in economics and business administration				
1956-61		(91)	(3,573)	3,482
1961-62	1,175,714		1,172,709	3,005
1962-63		1,465,000		1,465,000
Institute of Basic Mathematics for Application to Business	1,602	(1,704)	(102)	
Joint Council on Economic Education		300,000		300,000
National association of nonprofit homes for the aged		140,000	29,600	110,400
National Council on the Aging	575,800		200,000	375,800
Pilot projects in local planning for older people		460,000	130,000	330,000
Program to improve business education	425,752	2,000,000	824,500	1,601,252
Summer seminars in new developments in business administration	10,762		9,364	1,398
Summer seminars for teachers of economics in liberal-arts colleges	383,739		122,033	261,706
	<u>\$2,573,369</u>	<u>\$4,363,205</u>	<u>\$2,484,531</u>	<u>\$4,452,043</u>

### International Affairs

Center for Human Sciences, Paris	900,000			900,000
Cultural-exchange program with East Europe	14,010	500,000	303,000	211,010
Educational aid for refugees from East Europe	25,542		25,100	442
Educational and scientific cooperation within the Atlantic community		(2,041)	(2,041)	
Eisenhower Exchange Fellowships program	300,000		60,000	240,000
Establishment of Atlantic Institute		250,000	50,000	200,000
Establishment of Center for European History		50,000		50,000

	BALANCE Sept. 30, 1960	changes during NEW APPRO- PRIATIONS (Reductions)	the fiscal year GRANTS & PROJECTS APPROVED (Reductions)	BALANCE Sept. 30, 1961
Establishment of Institute for Advanced Studies, Vienna Foreign Policy Association and its World Affairs Center	25,000	1,000,000		1,000,000
International Institute for Rural Development, Denmark		250,000		25,000
Reception and orientation facilities for foreign visitors in Washington, D. C.	50,000			250,000
Scholarly and cultural exchange with the Soviet Union	153,900		150,000	50,000
	<u>\$1,468,452</u>	<u>\$2,047,959</u>	<u>\$586,059</u>	<u>\$2,930,352</u>

### Overseas Development

Preceding years	620,699	(75,117)	545,582	
Fiscal 1961	15,000,000	5,000,000	19,486,984	513,016
Fiscal 1962		22,000,000		22,000,000
Indian education-demonstration program in food production	2,125,000		2,125,000	
	<u>\$17,745,699</u>	<u>\$26,924,883</u>	<u>\$22,157,566</u>	<u>\$22,513,016</u>

### Concluded Programs

Behavioral Sciences	2,694	(2,086)	608	
Expansion of services of voluntary hospitals	34,442	(17,977)	(17,977)	34,442
National Fund for Medical Education	5,287,700		919,000	4,368,700
Research and training on Indian legal problems	171,500		46,825	124,675
	<u>\$5,496,336</u>	<u>(\$20,063)</u>	<u>\$948,456</u>	<u>\$4,527,817</u>

### Miscellaneous

Awards to Foundation-selected American and foreign scholars and leaders for travel and study		565,000	289,000	276,000
Improvement and expansion of local philanthropic services in the Michigan area		500,000	480,000	20,000
		<u>\$1,065,000</u>	<u>\$769,000</u>	<u>\$296,000</u>
Totals—Appropriations	<u>\$43,793,469</u>	<u>\$47,810,743</u>	<u>\$40,469,422†</u>	<u>\$51,134,790</u>

†This total includes grants of \$37,127,009 and projects of \$3,342,413. In addition to grants made out of appropriations, other grants made during the year totaled \$107,423,889 net. Thus, the grand total of grants during fiscal 1961 is \$144,550,898, as given on page 161.

# Index

*(Organizations and institutions listed without an asterisk [\*] are recipients of grants. Others listed are directly associated with, or otherwise cooperating in, grant activities. Italicized pages are in the Financial Statements.)*

- Academy of International Law 122  
ACTION-Housing, Inc. 54, 132  
Actor's Workshop (San Francisco) 28, 126  
Administrative Staff College of India 150  
\*Administrative Staff College of Pakistan 152, 164  
African Studies Association 32, 122  
\*Agricultural Institute (Burma) 76, 147, 148, 163  
Ahmedabad Municipal Corporation 150  
\*Airlangga University 151  
Alaska State Board of Education 118  
\*Alaska State Legislature 39  
Alaska, University of 130  
\*Al-Hikma University of Baghdad 78, 155  
Aligarh Muslim University 148  
\*All-India Council for Secondary Education 149  
All India Management Association 150  
Allahabad Agricultural Institute 148  
Alley Theatre 126  
American Assembly 130, 145  
American Association of Collegiate Schools of Business 139  
American Association for the Comparative Study of Law 160  
American Association of Land-Grant Colleges and State Universities 146  
American Association of University Professors 118  
\*American Bar Association 40  
American Bar Foundation 40, 130  
American Chemical Society 118  
American College for Girls 156  
American Council on Education 122  
American Council on Germany 145  
American Council of Learned Societies 32, 34, 35, 72, 122, 126, 144, 145  
American Economic Association 59, 136  
American Federation of Arts 124, 125  
American Friends Service Committee 134, 135  
American Fund for Free Jurists 142  
American Historical Association 126  
American Institute for Municipal Research, Education and Training 133  
American International Association for Economic and Social Development 158  
American Law Institute 130, 160  
American Political Science Association 130  
\*American Press Institute 145  
American Public Welfare Association 141  
American Public Works Association 132  
American Society for Engineering Education 127  
American Society of Planning Officials 133  
American Universities Field Staff 122  
American University 122  
American University of Beirut 78, 155  
American University at Cairo 78, 156  
Anaheim City School District 119  
Andes, University of the 66, 80, 158  
Ankara University 156  
Arab Development Society 155  
Arab States Training Center for Education for Community Development 78, 154  
Archives of American Art 126  
\*Arena Stage (Washington Drama Society) 126  
Art Institute of Chicago 125  
Associated Colleges of the Midwest 25, 118  
Association of American Colleges 118  
Association for Asian Studies 32, 122  
Association for the Industrial Development of Southern Italy 142  
Athens College 144  
Athens Technological Organization 74, 142  
Atlanta Board of Education 119  
Atlanta Symphony Guild 125  
\*Atlantic Institute 62, 168  
Atomic Industrial Forum, Inc. 143  
Baghdad, University of 78, 155, 165  
Ballet Society 28, 125  
\*Baltimore Symphony Orchestra 34  
Baroda, University of 148  
\*Beirut College for Women 155  
Belgian Productivity Center 139  
\*Berea College 56  
Birmingham, University of 60, 137  
\*Bir-Zeit College 78, 155  
Board of Foreign Missions, Presbyterian Church, U.S.A. 155  
Bologna, University of 64, 72, 144  
Bombay, University of 73, 150  
\*Boston College 87  
Boston University 87, 120, 124  
Brandeis University 134, 141  
Brazil, Government of 158, 165  
Brazil, University of 158  
Brazilian Institute for Education, Science and Culture 66, 79, 158  
Brigham Young University 86, 140  
Brookings Institution 123, 129, 136, 143  
Brooklyn College 120  
Brown University 15, 16, 85, 86, 116, 117, 138, 140, 142  
Buena Vista No. 9 School District (Saginaw, Mich.) 119  
Buenos Aires, University of 66, 79, 157  
Buffalo Board of Education 55, 134  
Buffalo, University of 17, 87, 143  
Burden Neurological Institute 159  
Burma Girl Guides Association 147  
Burma, Government of 74, 75, 76, 147, 148, 163  
Burma Law Institute 148, 160, 163  
\*Burma Translation Society 148  
Calcutta, University of 150  
California Institute of Technology 38, 128, 129, 159  
\*California State Legislature 39  
California, University of (Berkeley) 20, 64, 72, 84, 85, 86, 87, 120, 124, 126, 128, 130, 131, 132, 134, 135, 138, 139, 140, 141, 144, 158, 159, 160, 161



California, University of (La Jolla) 129  
 California, University of (Los Angeles) 33, 84, 86, 124, 127, 128, 137, 139, 140, 141  
 California, University of (Santa Barbara) 117  
 Cambridge, University of 63, 145, 159  
 Canadian Conference on Education 18, 118, 166  
 Carl Duisberg Foundation 143  
 Carleton College 15, 16, 116  
 Carnegie Endowment for International Peace 72, 145  
 Carnegie Institute of Technology 84, 86, 125, 127, 128, 139, 140, 148  
 Case Institute of Technology 37, 42, 127  
 Catholic School Board of the Archdiocese of Louisville 118  
 Catholic University of Córdoba 157  
 Catholic University of Louvain 143  
 \*Center for Applied Linguistics 32, 122  
 Center of Documentation of the Action Committee for the United States of Europe 62, 143  
 Center of Economic Research 72, 144, 145  
 \*Center for European History 168  
 \*Center for Human Sciences 145, 168  
 Center for Latin American Monetary Studies 157  
 Center for Research and Socio-Political Information 153  
 Central Michigan University 119, 120  
 Chestnut Lodge Research Institute 159  
 Chicago Board of Education 55, 56, 134  
 Chicago Boys Clubs 134  
 Chicago, University of 20, 21, 33, 57, 84, 85, 86, 117, 120, 121, 123, 124, 126, 128, 131, 132, 134, 138, 139, 140, 159  
 Chile, University of 79, 158  
 Churchill College Trust Fund 145  
 Cincinnati, University of 117, 127  
 Citizenship Clearing House 39, 130  
 City Center of Music and Drama (New York) 125  
 Claremont College 117  
 Cleveland Board of Education 55, 134  
 Clover Park Schools 120  
 College Art Association of America 34, 124  
 \*Colleges of Home Economics (Pakistan) 151, 152  
 Cologne, University of 160  
 Colombian Institute for Advanced Training Abroad 80, 158  
 Colorado, University of 117, 122, 128  
 Columbia University 20, 28, 33, 60, 84, 85, 86, 124, 126, 127, 128, 129, 131, 134, 136, 138, 139, 141, 145, 152, 159  
 Commission on Ecumenical Mission and Relations of the United Presbyterian Church in the U.S.A. 148  
 \*Commission on National Education 152  
 Committee for Afro-Scandinavian Cooperation 143  
 \*Committee for Coordinating the Development of the Lower Mekong Basin 71, 74  
 \*Committee of the Congress of Africanists 154  
 Committee for Economic Development 58, 59, 136, 139  
 \*Committee on the University and World Affairs 20, 162  
 \*Community Development Training Center 151  
 \*Community Studies, Inc. 53, 54, 133  
 Community Television Foundation of South Florida 119  
 Concepción, University of 66, 158  
 \*Congolesse Political Institute 77  
 Congress for Cultural Freedom 146  
 Converse College 117  
 Copenhagen, University of 135  
 Cornell University 17, 37, 85, 86, 117, 121, 124, 126, 128, 139, 141, 159  
 Coro Foundation 130  
 Correctional Research Associates 134  
 Council for the Advancement of Small Colleges 18, 22, 118  
 Council on Economic and Cultural Affairs 150  
 Council for Financial Aid to Education 118  
 \*Council on Higher Education in the American Republics 157  
 Council on Library Resources 34, 36, 126  
 \*Council on Public Affairs and Religious Freedom 40  
 Council on Social Work Education 62, 142  
 Council of the Southern Mountains 56, 133  
 Council for Technical Co-operation in South and Southeast Asia 147  
 Council on World Tensions 73, 146  
 Dacca, University of 151, 152  
 Dade County (Fla.) Board of Public Instruction 119  
 Dallas Independent School District 119  
 Delaware, University of 53, 132  
 Delhi Administration 148  
 Delhi Municipal Corporation 150  
 Delhi School of Economics, University of Delhi 123, 150  
 Delhi, University of 160  
 \*Denver Public School System 88  
 Denver Symphony Society 125  
 Denver, University of 15, 116  
 DePaul University 87, 141  
 Des Moines Independent Community School District 119  
 Detroit Board of Education 55, 119, 134  
 Detroit Institute of Technology 134  
 Detroit Symphony Orchestra 125, 161  
 Drury College 139  
 Duke University 28, 86, 117, 126, 136, 137, 138, 141, 142  
 East Pakistan, Government of 74, 151  
 Eastern Region of Nigeria, Government of 154  
 Economic Commission for Latin America 157  
 Economic Research Institute 145  
 Economic and Social Studies Conference Board 156  
 Educational Services, Inc. 144, 152  
 Educational Television for the Metropolitan Area 19, 119  
 Egyptian Society of International Law 160  
 Eisenhower Exchange Fellowships 146, 168  
 \*Elkhart Public School System 88  
 Emory University 18, 117  
 English-Speaking Union 146  
 European Association of Management Training Centers 144  
 \*European Center of Sociology 63, 144  
 European Cultural Foundation 146  
 European Institute of Business Administration 72, 144  
 European Organization for Nuclear Research (CERN) 145  
 European Productivity Agency 138, 143  
 \*Evanston Public School System 88  
 Family Service Association of America 61, 142  
 Florida, University of 84, 87, 117, 120, 126, 128, 140, 141  
 Florida West Coast Educational Television 119  
 Food and Agriculture Organization of the U.N. 157  
 Foreign Policy Association 72, 146, 169  
 Foreign Service Institute 122, 143  
 Foundation Library Center 161  
 Foundations' Fund for Research in Psychiatry 160  
 Frankfurt, University of 72, 144

- Franklin Publications 154, 155
- \*Free Hungarian Orchestra 145
- Free University of Berlin 144
- Friedrich Ebert Foundation 65, 143
- Fund for the Advancement of Education 17, 116
- Fund for the International Conference of Agricultural Economists 147
- Gadjah Mada State University 76, 151
- Gandhigram 148, 150
- Gaustad Hospital 160
- Geneva-Africa Institute 63, 143
- Geneva, University of 146, 159
- George Peabody College for Teachers 117, 118, 130
- George Washington University 133
- Georgia Institute of Technology 128
- Georgia, University of 126
- German Academic Exchange Service 147
- German Institute for Developing Countries 143
- Gerontological Society 142
- Getulio Vargas Foundation 158
- Ghana, Government of 77, 164
- Goddard College 58, 120, 135
- Gokhale Institute of Politics and Economics 150
- Goucher College 15, 116
- \*Government Technical Institute (Burma) 75, 147
- Governmental Affairs Institute 146
- Graduate Institute of International Studies 144
- \*Greensboro Public School System 88
- Greenwood Fund 116
- Grinnell College 15, 116
- Guinea, Government of 153
- Hampstead Child-Therapy Course and Clinic 160
- Hampton Institute 129
- Hansard Society for Parliamentary Government 144
- Harvard University 20, 76, 84, 85, 86, 87, 117, 118, 121, 124, 126, 128, 129, 131, 132, 135, 136, 137, 138, 139, 140, 141, 156, 159
- \*Hastings-on-Hudson Public School System 88
- Haverford College 27
- \*Hawaii State Legislature 39
- Hawaii, University of 117, 126, 130
- \*Henry Horner Boys Club (Chicago) 51
- Hofstra College 15, 116, 120
- Hong Kong University 122
- \*Hoover Institution 121, 161
- Hospital Research and Education Trust 160
- Houston Symphony Society 125
- Howard University 58, 121, 134
- Hunter College 130
- Illinois Institute of Technology 128
- \*Illinois State Legislature 39
- Illinois, University of 126, 128, 130, 131, 132, 134, 159
- India, Government of 71, 74, 75, 76, 148, 149, 163
- Indian Institute of Science 150
- \*Indian Institute of Science and Technology 150
- Indian Institute of Technology 150
- Indian Law Institute 160, 162
- Indian School of International Studies 149
- Indian Statistical Institute 143, 150
- \*Indiana State Legislature 39
- Indiana State Symphony Society 125
- Indiana University 20, 21, 28, 33, 85, 86, 87, 117, 121, 123, 124, 126, 130, 132, 139, 140, 141
- Indonesia, Government of 74, 76, 151, 164
- \*Indonesia, University of 151
- Industrial Coordination Bureau 143
- Industrial University of Santander 80, 158
- \*Institute for Advanced Studies 63, 169
- Institute of Applied Economics 143
- Institute of Contemporary Arts 146
- Institute of Current World Affairs 124
- \*Institute of Development Economics 152
- Institute of International Education 118, 122, 123, 126, 129, 132, 136, 138, 146, 147, 149, 153, 157, 161
- \*Institute of Management (Calcutta) 75, 149
- Institute of Psychiatry 160
- Institute of Public Administration 44, 54, 74, 133, 134
- Institute of Race Relations 143
- Institute for Research and Publications 144
- Institute of Social Studies 144
- Institute for Strategic Studies 62, 143
- Institute for Theoretical Physics 145
- Interamerican Institute of Agricultural Sciences 79, 157
- Inter-American Press Association Technical Center 146
- International African Institute 122
- International Association of Students in the Economic and Commercial Sciences-U.S. 139
- International Association of Universities 74, 145, 147
- International Bureau of Weights and Measures 129
- \*International Commission on Radiological Protection 129
- \*International Commission on Radiological Units and Measurements 129
- International Development Services 148
- International Economic Association 138
- International House of Japan 122
- \*International Institute of Advanced Buddhistic Studies 147
- \*International Institute for Rural Development 63, 169
- International Institute for Social History 144
- International Law Association 122
- International Law Fund 160
- International Political Science Association 131, 167
- International Press Institute 64, 146
- International Rice Research Institute 147
- International Schools Foundation 146
- International Society of Radiology 129
- Inter-University Board for Pakistan 152
- \*Inter-University Committee on Travel Grants 33
- Iowa State University 128
- Iowa, State University of 117
- Iran Foundation 155
- Iran, Government of 68, 78, 79, 155, 165
- Iraq-American Educational Association in Baghdad 155
- Israel Foundations Trustees 155
- \*Israel Institute of Technology 155
- Istanbul, University of 156
- Ivory Coast, Government of 153
- Jefferson County (Ala.) Association for Mental Health 134
- Jefferson County (Ky.) Board of Education 119
- Jefferson County (Ky.) Fiscal Court 135
- Johns Hopkins University 15, 85, 116, 126, 128, 138, 140, 141, 160
- \*Joint Center for Urban Studies 132

Joint Council on Economic Education 60, 138, 168  
 Jordan Educational and Cultural Association 155  
 Jordan, Government of 155, 165  
 Kambawsa College 148  
 \*Kampala Technical Institute 153  
 Kansas City Association of Trusts and Foundations 40, 54, 56, 132, 133  
 Kansas City (Mo.) School District 119  
 Kansas City, University of 117  
 \*Kansas State Legislature 39  
 Kansas State University 117  
 Kansas, University of 130, 132, 139  
 Kentucky, University of 28, 119, 126  
 Kenya, Government of 77, 153  
 Khartoum, University of 68, 154  
 \*Lawrence College 25  
 Lincoln Center for the Performing Arts 161  
 Lincoln (Neb.) Public Schools 119  
 Lindenwood College for Women 120  
 Local Government Education and Research, Inc. 133  
 Lodhipur Institute 149  
 London School of Economics and Political Science 143  
 London, University of 72, 144, 145, 147  
 Los Angeles County Probation Department 57, 134  
 Louisiana State University 126  
 \*Louisville Public School System 88  
 Louisville, University of 117, 135  
 Lovanium University 77, 153  
 \*Lubbock Public School System 88  
 Lucknow, University of 149, 150  
 Maine, University of 18, 117  
 Makerere College 77, 153  
 \*Mandalay, University of 147, 148  
 Marc Bloch Association 63, 144  
 Marine Biological Laboratory 38, 129  
 \*Maritime Administration 41  
 Mar'j'oyoun National College 156  
 Maryland, University of 86, 140, 141  
 Massachusetts Council for Public Schools 119  
 Massachusetts General Hospital 160, 161  
 Massachusetts Institute of Technology 33, 76, 85, 86, 121, 124, 127, 128, 129, 132, 137, 138, 139, 140, 141, 150, 152, 161  
 Max Planck Association 145  
 McGill University 121, 123, 124  
 \*Mediterranean Social Science Research Council 144  
 Menninger Foundation 160  
 Mental Health Research Fund 160  
 Metropolitan Detroit Building Fund 161  
 Miami University 117, 119  
 Miami, University of 120, 160  
 \*Michigan State Legislature 39  
 Michigan State University 86, 130, 139, 141  
 Michigan, University of 20, 21, 28, 60, 85, 86, 87, 117, 121, 122, 124, 126, 127, 128, 130, 134, 135, 136, 137, 138, 140, 141, 142, 146, 159, 160  
 Middle East Institute 122  
 Middle East Technical University 78, 156  
 Middlebury College 117  
 Middlesex School 161  
 \*Midwest Program on Airborne Television Instruction 19, 24, 119  
 Midwestern University 161  
 Midwestern University Foundation 161  
 Milwaukee Public Schools 88, 134  
 Minahasa Christian Evangelical Church 151  
 \*Minneapolis School of Art 124  
 Minneapolis Society of Fine Arts 124  
 Minnesota, University of 85, 87, 126, 128, 132, 137, 138, 140, 141, 159  
 Missouri, University of 23, 117, 120, 126  
 Modern Language Association 32, 122  
 \*Monmouth College 25  
 Montana State University 119  
 Morgan State College 130  
 Municipal Finance Officers Association 54, 133  
 \*Municipal Manpower Commission 133  
 Museum Puri Lukisan 151  
 \*Nairobi Polytechnic Institute 153  
 Naples, University of 144, 145  
 \*Nashville Public School System 88  
 National Academy of Sciences 147, 157, 159, 167  
 National Archives Trust Fund Board 131  
 \*National Association of County Officials 133  
 National Association of Foreign Student Advisers 32, 122  
 National Bureau of Standards 119  
 \*National Centre for Study and Research in Community Development 149  
 National Child Labor Committee 134  
 \*National Commission on Money and Credit 58  
 National Committee for Children and Youth 135  
 National Conference of Christians and Jews 40, 130  
 \*National Council on the Aging 61, 142, 168  
 National Council of Applied Economic Research 150  
 National Council on Crime and Delinquency 58, 134, 135  
 National Council of Scientific and Technical Investigations 79, 157  
 National Council for Secondary Education 156  
 National Education Association 56, 134  
 National Educational Television and Radio Center 20, 119  
 National Forensic League 130  
 National Foundation of Political Science 145  
 National 4-H Club Foundation of America 151, 152, 154  
 National Fund for Medical Education 160, 169  
 \*National Institute of Design 164  
 National Institute of Economic and Social Research 136  
 National Institute for Industrial Design 75, 150  
 National Legal Aid and Defender Association 131  
 National Lutheran Council 151  
 \*National Manpower Council 136  
 National Merit Scholarship Corporation 120  
 National Municipal League, 55, 133  
 National Office of French Universities and Schools 146, 147  
 National Planning Association 123, 136  
 National Research Council 153  
 National School of Law and Administration 77, 153  
 \*National Science Foundation 157  
 National Social Welfare Assembly 142  
 National Teachers College 155  
 National Union for the Struggle Against Illiteracy 143  
 National University of Cuyo 157  
 Nebraska, University of 119, 127, 140

Neighborhood House 56, 134  
 \*Nemazee Vocational School 155  
 Nepal, Government of 74, 76, 151, 164  
 New Dramatists Committee 126  
 \*New England Council 162  
 New Hampshire, University of 117  
 New Jersey Board of Control Department of Institutions and Agencies 135  
 New Jersey Mental Health Research and Development Fund 135  
 New Mexico, University of 87, 117, 127  
 New Orleans Convalescent Home 160  
 New York City Board of Education 56, 134  
 New York City Board of Higher Education 130  
 \*New York State Legislature 39  
 New York University 40, 117, 121, 127, 128, 129, 131, 134, 136, 139, 140, 142, 160  
 Nigeria, Government of 77, 154, 164  
 Nigerian Broadcasting Corporation 154  
 \*Nommensen University 76, 151  
 Nommensen University Foundation 151  
 North Carolina State College 128  
 North Carolina, University of 87, 117, 119, 127, 132, 137, 139, 140, 141, 142  
 North Central Educational Television Association 119  
 \*North Sumatra, University of 151  
 Northern Region of Nigeria, Government of 77, 154  
 Northern Rhodesia, Government of 68, 154  
 Northwestern University 20, 32, 33, 85, 86, 87, 117, 121, 124, 127, 128, 131, 132, 139, 140, 141  
 Notre Dame, University of 15, 20, 32, 116, 117, 121, 127, 131  
 Oberlin College 117  
 Ohio State University 118, 135  
 Ohio State University Research Foundation 119  
 Ohio University 86, 141  
 Oklahoma City Public Schools 88, 119  
 Oklahoma State Legislative Council 130  
 \*Oklahoma State Legislature 39  
 Oklahoma State University 138  
 Oklahoma, University of 127  
 Oregon, University of 86, 123, 138, 141  
 Overseas Development Institute 143  
 Oxford University 63, 73, 145  
 Pacific Lutheran College 120  
 Pakistan, Government of 71, 74, 75, 76, 152, 164  
 Panjab University (India) 150  
 Panjab, University of the (Pakistan) 152  
 Patna University 150  
 Peabody Conservatory of Music 34, 125  
 Pennsylvania-New Jersey-Delaware Metropolitan Project, Inc. 133, 167  
 Pennsylvania State University 128  
 Pennsylvania, University of 20, 32, 60, 86, 87, 121, 124, 131, 132, 135, 137, 138, 139, 140, 141, 160  
 Phi Delta Kappa 135  
 Philadelphia Board of Education 55, 88, 119, 134  
 Philharmonic-Symphony Society of New York 125  
 \*Phoenix Theater (Theatre, Inc., New York) 126  
 \*Physical Science Study Committee 76  
 Pittsburgh Public Schools 55, 134  
 Pittsburgh Regional Planning Association 133  
 Pittsburgh Symphony Society 125  
 Pittsburgh, University of 28, 40, 85, 86, 117, 123, 127, 129, 131, 140, 141  
 Polytechnic Institute of Brooklyn 127  
 Pontifical Catholic University of Rio de Janeiro 79, 158  
 Population Council 49, 60, 137  
 Prendergast Preventorium 160  
 \*President's Commission on National Goals 130  
 Princeton University 20, 21, 42, 59, 121, 124, 126, 127, 128, 129, 131, 137, 138, 139  
 Public Affairs Research Council of Louisiana 130  
 Puerto Rico, University of 159  
 Purdue Research Foundation 119  
 Purdue University 53, 85, 86, 87, 128, 132, 139, 141  
 Queens College 119, 120  
 Queen's University at Kingston 137  
 RAND Corporation 44, 133  
 Rangoon, University of 148  
 Reed College 15, 18, 116, 117  
 Regional Plan Association 133  
 Rensselaer Polytechnic Institute 128  
 Research Foundation for Mental Hygiene 160  
 Research Foundation of the State University of New York 151, 160  
 Resources for the Future, Inc. 137  
 Rhodes National Gallery 152  
 Rice University 117  
 Rio Grande do Sul, University of 79, 158  
 \*Ripon College 25  
 Robert College 156  
 Rochester, University of 17, 86, 141, 160  
 Royal Hellenic Research Foundation 145  
 Royal Institute of International Affairs 146  
 Royal Institute of Public Administration 145  
 Royal Swedish Academy of Science 129  
 Russell Sage Foundation 159, 161  
 Rutgers University 53, 118, 127, 129, 131, 132, 135  
 St. Louis Board of Education 55, 134  
 St. Louis University 117  
 St. Mary's University 120  
 Salem College 119  
 \*Salem Public School System 88  
 \*Salt Lake City Public School System 88  
 Salzburg Seminar in American Studies 65, 72, 145  
 San Antonio College 120  
 San Francisco Opera Association 125  
 San Francisco Unified School District 55, 134  
 San Francisco, University of 87, 141, 161  
 Santa Clara College 139  
 \*Sarasota County Public School System 88  
 Sarpay Beikman Institute 148  
 Saskatchewan, University of 87, 141  
 \*School of American Ballet 28  
 Seattle Symphony Orchestra 125  
 \*Sekolah Teknik Kristen 151  
 Shiraz, University of 78, 155, 165  
 Shouf National College 156  
 Siam Society 123  
 Smith College 121  
 Social Science Research Council 123, 131, 137, 159, 161

- South India Teachers Union Council of Educational Research 150
- \*Southeastern Michigan Metropolitan Community Research Corporation 167
- Southern California Symphony Association 125
- Southern California, University of 57, 85, 135, 139, 141, 163
- \*Southern Education Reporting Service 130
- Southern Illinois University 120
- Southern Languages Book Trust 150, 164
- Southern Methodist University 127
- \*Southern Police Institute 135
- Southern Regional Education Board 19, 119
- Southwest Texas Educational Television Council 119
- Southwest Texas State College 120
- Southwestern Indiana Educational Television Council 119
- Spelman College 121
- Stanford Research Institute 59, 137
- Stanford University 15, 26, 38, 48, 85, 86, 87, 116, 117, 121, 124, 127, 128, 138, 140, 141, 159, 160, 161
- State College System of California 119
- Stetson University 117
- Swarthmore College 15, 16, 116, 159
- Symphony Society of San Antonio 125
- Syracuse University 17, 33, 86, 123, 127, 131, 135, 141, 143, 163, 168
- Syrian Arab Republic, Government of 68, 78, 156, 165
- Tamarind Lithography Workshop 30, 125
- Tanganyika, University of 77, 153
- Tata Institute of Social Sciences 150
- Tavistock Institute of Human Relations 160
- Teachers Insurance and Annuity Association 118, 166
- \*Technical Institute (Tanganyika) 68, 153
- Tennessee, University of 119
- Texas Agricultural and Mechanical College 27, 123
- Texas, University of 73, 85, 86, 119, 122, 127, 128, 141, 146
- \*Theater Communications Group 35
- Theatre, Inc. (Phoenix) 126
- Toronto, University of 119, 127
- \*Tucson Public School System 88
- Tufts University 117, 135
- Tulane University 125, 139, 140
- Tunis, University of 77, 154
- Turkey, Government of 78, 156, 165
- Turkish-American Education Association 156
- Uganda, Government of 77, 153
- Ukrainian Academy of Arts and Sciences in the United States 123
- United Arab Republic, Government of 68, 78, 157, 165
- United Foundation 161
- \*United Nations 163
- \*United Nations Educational, Scientific and Cultural Organization (UNESCO) 74
- United States Committee for the Atlantic Institute 143
- United States National Student Association 118, 123
- United States-South Africa Leader Exchange Program, Inc. 33, 123
- University College, Dar es Salaam 153
- University College of Ghana 153
- University College, Ibadan 76, 77, 154
- University College London 133, 136
- University College of Rhodesia and Nyasaland 154
- University College of the West Indies 80, 159, 165
- Utah, University of 117
- Utkal University 150
- Valley, University of the 80, 158
- Vanderbilt University 15, 48, 87, 116, 117, 118, 131, 137, 138, 141
- Vermont, University of 119, 121
- Vidya Bhawan 150
- Vietnam, Government of 152
- Virginia Polytechnic Institute 128
- Wabash College 15, 116
- Washington (D.C.) Board of Education 55, 134
- Washington (D.C.) Center for Metropolitan Studies 133
- Washington (D.C.) Drama Society (Arena Stage) 126
- \*Washington State Legislature 39
- Washington University 62, 128, 142
- Washington, University of 20, 32, 85, 86, 87, 117, 121, 124, 127, 130, 135, 137, 139, 140, 141
- Wayne State University 57, 87, 127, 135, 136, 141
- Webster College 118
- Wellesley College 15, 16, 116
- Wesleyan University 159
- West Bengal, Government of 74, 150
- West Indies, Federal Government of the 159
- West Pakistan, Government of 152
- West Virginia University 87, 139, 141
- Western Reserve University 61, 142
- Whitney Museum of American Art 125
- Wilkes College 132
- Will C. Silliman Memorial Hospital 160
- William Hood Dunwoody Industrial Institute 71, 75, 147, 148
- Williams College 48, 120
- Wilton Park 143
- \*Winfield Public School System 88
- Wisconsin Legislative Council, State of 130
- Wisconsin, University of 40, 45, 49, 59, 76, 86, 118, 127, 128, 131, 132, 135, 137, 140, 141, 142, 151, 159
- Woodrow Wilson National Fellowship Foundation 118
- Woods Hole Oceanographic Institution 129
- \*Woodstock School 148
- \*Worcester Foundation for Experimental Biology 49, 137
- \*World Affairs Center 146, 169
- World University Service 145
- Xavier Labor Relations Institute 150
- Yale University 20, 21, 33, 48, 57, 58, 85, 86, 118, 121, 124, 127, 129, 131, 135, 137, 138, 141, 157, 159
- Yerkes Laboratories of Primate Biology 160
- Young Audiences, Inc. 125
- Y.M.C.A. of Metropolitan Chicago 57, 134
- Zahrat Al-Adab Society 156
- Zoological Society of London 138

<i>Photographs</i>	22	Council for the Advancement of Small Colleges
	23	Ford Foundation (Homer Page)
	24	Louisville Courier-Journal
	25	Ford Foundation (William Simmons)
	26	Pix
	27 (top)	Peter Dechert
	27 (bottom)	Texas Agricultural and Mechanical College
	28	Ford Foundation (Marvin Lichtner)
	29, 31	Ford Foundation (Homer Page)
	30	Paula Horn
	41	Ford Foundation (Marvin Lichtner)
	42 (top)	Consumer Reports
	42 (bottom), 43	Ford Foundation (William Simmons)
	44 (top)	Ford Foundation (Homer Page)
	44 (bottom)	Ford Foundation (Marvin Lichtner)
	45 (top, middle)	Milwaukee Journal
	45 (bottom), 47, 48, 49	Ford Foundation (William Simmons)
	46, 50, 51	Ford Foundation (Homer Page)
	52	Ford Foundation (Arthur Leipzig)
	64 (top)	University of Bologna
	64 (bottom)	International Press Institute
	65 (top)	J. H. Darchinger
	65 (bottom)	Salzburg Seminar on American Studies
	66 (top)	Renata Frank from Three Lions
	66 (middle)	University of Concepción
	66 (bottom)	Paul Almasy from Three Lions
	67	University of the Andes
	68 (top)	United Nations
	68 (center, left)	Al Ahrām
	68 (center, right)	Sudanese Mission to the United Nations
	69	British Information Services
	70	Pix
	71 (top)	Ewing Krainin
	71 (middle)	Ford Foundation (Roy Stevens)
	71 (bottom)	CBS Television Network
<i>Design</i>	George Tscherny	
<i>Printing</i>	Kipe Offset Process Co., Inc.	